

QCD studies in e^+e^- annihilation from 30 GeV to 189 GeV

M. Acciarri, P. Achard, O. Adriani, M. Aguilar-Benitez, J. Alcaraz, G. Alemanni, J. Allaby, A. Aloisio, G.M. Alviggi, G. Ambrosi, et al.

► **To cite this version:**

M. Acciarri, P. Achard, O. Adriani, M. Aguilar-Benitez, J. Alcaraz, et al.. QCD studies in e^+e^- annihilation from 30 GeV to 189 GeV. Physics Letters B, Elsevier, 2000, 489, pp.65-80. in2p3-00005412

HAL Id: in2p3-00005412

<http://hal.in2p3.fr/in2p3-00005412>

Submitted on 2 Oct 2000

HAL is a multi-disciplinary open access archive for the deposit and dissemination of scientific research documents, whether they are published or not. The documents may come from teaching and research institutions in France or abroad, or from public or private research centers.

L'archive ouverte pluridisciplinaire **HAL**, est destinée au dépôt et à la diffusion de documents scientifiques de niveau recherche, publiés ou non, émanant des établissements d'enseignement et de recherche français ou étrangers, des laboratoires publics ou privés.

QCD Studies in e^+e^- Annihilation from 30 GeV to 189 GeV

The L3 Collaboration

Abstract

We present results obtained from a study of the structure of hadronic events recorded by the L3 detector at various centre-of-mass energies. The distributions of event shape variables and the energy dependence of their mean values are measured from 30 GeV to 189 GeV and compared with various QCD models. The energy dependence of the moments of event shape variables is used to test a power law ansatz for the non-perturbative component. We obtain a universal value of the non-perturbative parameter $\alpha_0 = 0.537 \pm 0.073$. From a comparison with resummed $\mathcal{O}(\alpha_s^2)$ QCD calculations, we determine the strong coupling constant at each of the selected energies. The measurements demonstrate the running of α_s as expected in QCD with a value of $\alpha_s(m_Z) = 0.1215 \pm 0.0012$ (exp) ± 0.0061 (th).

Submitted to *Phys. Lett. B*

1 Introduction

LEP operated at centre-of-mass energies around 91.2 GeV from 1989 to 1995 and then moved up to six different centre-of-mass energies between 130 GeV and 189 GeV in the following three years. Thus a study of the process $e^+e^- \rightarrow$ hadrons at LEP offers a unique environment to test the predictions of the theory of the strong interaction (QCD) over a wide energy range. The energy range has been extended by using hadronic events from Z decays with isolated high energy photons in order to probe the structure of hadronic events at reduced centre-of-mass energies down to 30 GeV [1, 2]. The high energy photons are radiated early in the process through initial state radiation (ISR) or through quark bremsstrahlung whereas the hadronic shower develops over a longer time scale.

We report here measurements of event shape distributions and their moments using the data collected with the L3 detector [3]. We update the published results at $\sqrt{s} = 161, 172$ and 183 GeV [4, 5] with an improved selection method for hadronic events and present new results at $\sqrt{s} = 130, 136$ and 189 GeV. The measured distributions are compared with predictions from event generators based on an improved leading log approximation (Parton Shower models including QCD coherence effects). Three such Monte Carlo programs (JETSET PS [6], HERWIG [7] and ARIADNE [8]) have been used for these comparisons. We also compare our measurements with predictions from QCD models with no coherence effects (COJETS [9]). These Monte Carlo programs use different approaches to describe both the perturbative parton shower evolution and non-perturbative hadronisation processes. They have been tuned to reproduce the global event shape distributions and the charged particle multiplicity distribution measured at 91.2 GeV [10].

The moments of event shape variables are measured between 30 GeV and 189 GeV. The perturbative and non-perturbative QCD contributions are obtained from a fit using the power correction formula [11]. This approach was first applied by the DELPHI collaboration [12].

The strong coupling constant α_s is also determined at each of these centre-of-mass energies by comparing the measured event shape distributions with predictions of second order QCD calculations [13] containing resummed leading and next-to-leading order terms [14].

Section 2 describes the selection of hadronic events. Measurements of event shape variables and estimation of systematic errors are described in section 3. Section 4 presents a comparison of the data with predictions from various QCD models, a study of the power correction ansatz and a determination of α_s from event shape distributions. The results are summarised in section 5.

2 Event Selection

The selection of $e^+e^- \rightarrow$ hadrons events is based on the energy measured in the electromagnetic and hadron calorimeters. We use energy clusters in the calorimeters with a minimum energy of 100 MeV. We measure the total visible energy (E_{vis}) and the energy imbalances parallel (E_{\parallel}) and perpendicular (E_{\perp}) to the beam direction. Backgrounds are different for hadronic Z decays, hadronic events at reduced centre-of-mass energies and at high energies. This is reflected in the different selection cuts used for these three types of data sets.

We use Monte Carlo events to estimate the efficiency of the selection criteria and purity of the data sample. Monte Carlo events for the process $e^+e^- \rightarrow q\bar{q}(\gamma)$ have been generated by the parton shower programs JETSET and PYTHIA [15] and passed through the L3 detector simulation [16]. The background events are simulated with appropriate event generators:

PYTHIA and PHOJET [17] for two-photon events, KORALZ [18] for the $\tau^+\tau^-(\gamma)$ final state, BHAGENE [19] and BHWIDE [20] for Bhabha events, KORALW [21] for W-pair production and PYTHIA for Z-pair production.

Details of event selection at $\sqrt{s} \approx m_Z$ and at reduced centre-of-mass energies have been described earlier [1, 2]. At $\sqrt{s} \approx m_Z$, we have used only a small subset of the complete data sample (8.3 pb^{-1} out of 142.4 pb^{-1} of integrated luminosity) which still provides an experimental error three times smaller than theoretical uncertainties.

Data at $\sqrt{s} = 130$ and 136 GeV were collected in two separate runs during 1995 [4] and 1997. The main background at these energies comes from ISR resulting in a mass of the hadronic system close to m_Z . This background is reduced by applying a cut in the two dimensional plane of $|E_{\parallel}|/E_{\text{vis}}$ and E_{vis}/\sqrt{s} . In the current analysis, data sets from the two years have been combined and the cuts are optimised to get the best efficiency times purity.

For the data at $\sqrt{s} \geq 161 \text{ GeV}$, additional backgrounds arise from W-pair and Z-pair production. A substantial fraction ($\sim 80\%$) of these events can be removed by a specific selection [5] based on:

- forcing the event to a 4-jet topology using the Durham algorithm [22],
- performing a kinematic fit imposing the constraints of energy-momentum conservation,
- making cuts on energies of the most and the least energetic jets and on y_{34}^D , where y_{34}^D is the jet resolution parameter for which the event is classified as a three-jet rather than a four-jet event.

These cuts have also been optimised at each energy point. For centre-of-mass energies at or above 130 GeV , hadronic events with ISR photon energy larger than $0.18\sqrt{s}$ are considered as background.

The integrated luminosity, selection efficiency, purity and number of selected events for each of the energy points are summarised in Table 1.

3 Measurement of Event Shape Variables

We measure five global event shape variables for which improved analytical QCD calculations [14] are available. These are thrust (T), scaled heavy jet mass (ρ), total (B_T) and wide (B_W) jet broadening variables and the C -parameter.

For Monte Carlo events, the global event shape variables are calculated before (particle level) and after (detector level) detector simulation. The calculation before detector simulation takes into account all stable charged and neutral particles. The measured distributions at detector level differ from the ones at particle level because of detector effects, limited acceptance and resolution. After subtracting the background obtained from simulations, the measured distributions for all energies except $\sqrt{s} \approx m_Z$ are corrected for detector effects, acceptance and resolution on a bin-by-bin basis by comparing the detector level results with the particle level results. The level of migration is kept at a negligible level with a bin size larger than the experimental resolution. At $\sqrt{s} \approx m_Z$, the detector effects are unfolded for these event shape variables using a regularised unfolding method [23]. We also correct the data for initial and final state photon radiation bin-by-bin using Monte Carlo distributions at particle level with and without radiation.

The systematic uncertainties in the distributions of event shape variables arise mainly due to uncertainties in the estimation of detector correction and background estimation. The uncertainty in the detector correction has been estimated by several independent checks:

- The definition of reconstructed objects used to calculate the observables has been changed. Instead of using only calorimetric clusters, the analysis has been repeated with objects obtained from a non-linear combination of energies of charged tracks and calorimetric clusters. At $\sqrt{s} \approx m_Z$, we use a track based selection and the event shape variables are constructed from the tracks.
- The effect of different particle densities in correcting the measured distribution has been estimated by changing the signal Monte Carlo program (HERWIG instead of JETSET).
- The acceptance has been reduced by restricting the events to the central part of the detector ($|\cos(\theta_T)| < 0.7$, where θ_T is the polar angle of the thrust axis relative to the beam direction) where the energy resolution is better.

The uncertainty on the background composition of the selected event sample has been estimated differently for the three types of data sets. At $\sqrt{s} \approx m_Z$, the background contamination is negligible and the uncertainty due to that has been neglected. For data samples at reduced centre-of-mass energies, the systematic errors arising from background subtraction have been estimated [2] by:

- varying, by one standard deviation, the background scale factor which takes into account the lack of isolated π^0 and η production in the Monte Carlo sample,
- varying the cuts on neural network probability, jet and local isolation angles, and energy in the local isolation cone.

At high energies, the uncertainty is determined by repeating the analysis with:

- an alternative criterion to reject the hard initial state photon events based on a cut on the kinematically reconstructed effective centre-of-mass energy,
- a variation of the estimated two-photon interaction background by $\pm 30\%$ and by changing the background Monte Carlo program (PHOJET instead of PYTHIA), and
- a variation of the W^+W^- background estimate by changing the W -pair rejection criteria.

The systematic uncertainties obtained from different sources are combined in quadrature. At high energies, uncertainties due to ISR and W^+W^- backgrounds are the most important ones. They are roughly equal and are 2-3 times larger than the uncertainties due to the detector correction.

Apart from the data set at $\sqrt{s} \approx m_Z$, statistical fluctuations are not negligible in the estimation of systematic effects. The statistical component of the systematic uncertainty is determined by splitting the overall Monte Carlo sample into luminosity weighted sub-samples and treating each of these sub-samples as data. The spread in the mean position gives an estimate of the statistical component and is taken out from the original estimate in quadrature.

4 Results

4.1 Comparison with QCD models

Figure 1 shows the corrected distributions for thrust, scaled heavy jet mass, total and wide jet broadening and the C -parameter obtained at $\sqrt{s} = 189$ GeV. The data are compared with predictions from QCD models JETSET PS, HERWIG and ARIADNE at particle level. The agreement is satisfactory.

An important test of QCD models is a comparison of the energy evolution of the event shape variables. The energy dependence of the mean event shape variables arises mainly from two sources: the logarithmic energy scale dependence of α_s and the power law behaviour of non-perturbative effects. The first moments of the five event shape variables are shown in Figure 2 and Table 2. Also shown are the energy dependences of these quantities as predicted by JETSET PS, HERWIG, ARIADNE, COJETS and JETSET ME ($\mathcal{O}(\alpha_s^2)$ matrix element implementation). All the models with the possible exception of JETSET ME give a good description of the data.

4.2 Power Law Correction Analysis

The energy dependence of moments of the event shape variables has been described [11] as a sum of the perturbative contributions and a power law dependence due to non-perturbative contributions. The first moment of an event shape variable f is written as

$$\langle f \rangle = \langle f_{\text{pert}} \rangle + \langle f_{\text{pow}} \rangle, \quad (1)$$

where the perturbative contribution $\langle f_{\text{pert}} \rangle$ has been determined to $\mathcal{O}(\alpha_s^2)$ [24]. The power correction term [11], for $1 - T$, ρ , and C , is given by

$$\langle f_{\text{pow}} \rangle = c_f \mathcal{P}, \quad (2)$$

where the factor c_f depends on the shape variable f and \mathcal{P} is supposed to have a universal form:

$$\mathcal{P} = \frac{4C_F}{\pi^2} \mathcal{M} \frac{\mu_I}{\sqrt{s}} \left[\alpha_0(\mu_I) - \alpha_s(\sqrt{s}) - \beta_0 \frac{\alpha_s^2(\sqrt{s})}{2\pi} \left(\ln \frac{\sqrt{s}}{\mu_I} + \frac{K}{\beta_0} + 1 \right) \right] \quad (3)$$

for a renormalisation scale fixed at \sqrt{s} . The parameter α_0 is related to the value of α_s in the non-perturbative region below an infrared matching scale μ_I ($= 2$ GeV); β_0 is $(11N_c - 2N_f)/3$, where N_c is the number of colours and N_f is the number of active flavours. $K = (67/18 - \pi^2/6)C_A - 5N_f/9$ and C_F, C_A are the usual colour factors. The Milan factor \mathcal{M} is 1.49 for $N_f = 3$. For the jet broadening variables, the power correction term takes the form

$$\langle f_{\text{pow}} \rangle = c_f F \mathcal{P}, \quad (4)$$

where

$$F = \left(\frac{\pi}{2\sqrt{a}C_F\alpha_{\text{CMW}}} + \frac{3}{4} - \frac{\beta_0}{6a C_F} - 0.6137 + \mathcal{O}(\sqrt{\alpha_s}) \right) \quad (5)$$

and a takes a value 1 for B_T and 2 for B_W and α_{CMW} is related to α_s [11].

We have carried out fits to the first moments of the five event shape variables separately with $\alpha_s(m_Z)$ and α_0 as free parameters. The diagonal terms of the covariance matrix between the

different energy points are constructed by summing in quadrature the systematic uncertainty and the statistical error. The off-diagonal terms are obtained from the common systematic errors. The results of the fits are summarised in Table 3 and shown in Figure 3.

The five values of α_0 obtained from the event shape variables agree within errors, supporting the predicted universality of the power law behaviour. The theoretical predictions for event shape variables, being incomplete, give different estimates of α_0 and α_s . Since the measurements are fully correlated, the best estimates of the overall values are obtained by taking an unweighted average:

$$\alpha_0 = 0.537 \pm 0.070 \pm 0.021 , \quad (6)$$

$$\alpha_s(m_Z) = 0.1110 \pm 0.0045 \pm 0.0034 . \quad (7)$$

The first error on each measurement is experimental and is obtained from the average of the five errors on α_0 and α_s . To estimate theoretical uncertainties we vary the renormalisation scale between $0.5\sqrt{s}$ and $2.0\sqrt{s}$ and α_0 and $\alpha_s(m_Z)$ vary on average by ± 0.021 and ± 0.0033 respectively. A variation of μ_I in the range from 1 to 3 GeV gives an additional uncertainty on $\alpha_s(m_Z)$ of ± 0.0010 . These two estimates of theoretical uncertainties are combined in quadrature and quoted as the second error.

We have also measured the second moments of these shape variables which are summarised in Table 4. The energy dependence of these moments has been analysed in terms of power law corrections. For variables $1 - T$, ρ and C , the following result is expected to hold [25]:

$$\langle f^2 \rangle = \langle f_{\text{pert}}^2 \rangle + 2\langle f_{\text{pert}} \rangle c_f \mathcal{P} + \mathcal{O}\left(\frac{1}{s}\right) . \quad (8)$$

This assumes that the non-perturbative correction to the distributions causes only a shift. For jet broadenings the power corrections are more complicated. The $\mathcal{O}(\frac{1}{s})$ term has been parametrised as A_2/s and is expected to be small for $1 - T$, ρ and C . Fits have been performed to the second moments where α_0 and α_s have been fixed to the values obtained from the corresponding fits to the first moments. Figure 4 shows the second moments compared to these fits. The contributions of the $\mathcal{O}(\frac{1}{s})$ term are non-negligible for $1 - T$ and C , in contradiction with the expectation. The five values of A_2 , as obtained from the fits, are summarised in Table 3.

4.3 α_s from Event Shape Distributions

In order to derive α_s from event shape variables at each energy point we fit the measured distributions to theoretical calculations based on $\mathcal{O}(\alpha_s^2)$ perturbative QCD with resummed leading and next-to-leading order terms. These calculations are performed at parton level and do not include heavy quark mass effects. To compare the analytical calculations with the experimental distributions, the effects of hadronisation and decays have been corrected for using Monte Carlo programs.

The fit ranges used take into account the limited statistics at high energy as well as the reliability of the resummation calculation and are given in Table 5. In this analysis, we determine α_s at $\sqrt{s} = 130, 136$ and 189 GeV for the first time. We also include the measurements done at $\sqrt{s} = 161, 172$ and 183 GeV since the experimental systematic uncertainties are considerably reduced by using an improved selection method and by subtracting the statistical component of the systematic uncertainties. All the measurements are summarised in Table 5. These measurements supersede those published previously [5].

The experimental errors include the statistical errors and the experimental systematic uncertainties. The theoretical error is obtained from estimates [5] of the hadronisation uncertainty and of the errors coming from the uncalculated higher orders in the QCD predictions. The estimate of the theoretical error does not always reflect the true size of uncalculated higher order terms. An independent estimate is obtained from a comparison of α_s measurements from many event shape variables which are affected differently by higher order corrections and hadronisation effects. To obtain a combined value for the strong coupling constant we take the unweighted average of the five α_s values. We estimate the overall theoretical error from the simple average of the five theoretical errors or from half of the maximum spread in the five α_s values. Both estimates yield similar results. The combined results are summarised in Table 6. The earlier measurements at $\sqrt{s} = m_Z$ and at reduced centre-of-mass energies determined α_s from four event shape variables only: T , ρ , B_T and B_W . For comparison we also provide in Table 6 the mean from these four measurements.

We compare the energy dependence of the measured α_s values with the prediction from QCD in Figure 5a. The theoretical errors are strongly correlated between these measurements. The error appropriate to a measurement of the energy dependence of α_s can then be considered to be experimental. The experimental systematic errors on α_s are dominated by the background uncertainties. These are similar for all the individual low energy or high energy data points but differ between the low energy, Z peak and high energy data sets. The experimental systematic errors are then different and uncorrelated between the three data sets, but are taken as fully correlated between individual low energy or high energy measurements. The thirteen measurements in Figure 5a are shown with experimental errors only, together with a fit to the QCD evolution equation [26] with $\alpha_s(m_Z)$ as a free parameter. The fit gives a χ^2 of 13.5 for 12 degrees of freedom corresponding to a confidence level of 0.34 with a fitted value of α_s :

$$\alpha_s(m_Z) = 0.1215 \pm 0.0012 \pm 0.0061. \quad (9)$$

The first error is experimental and the second error is theoretical. On the other hand, a fit with constant α_s gives a χ^2 of 65.1 for 12 degrees of freedom. The value of $\alpha_s(m_Z)$ thus obtained is in agreement with the value obtained in the power law ansatz analysis considering the experimental and the theoretical uncertainties.

Figure 5b summarises the α_s values determined by L3 from the τ lifetime measurement [27], Z lineshape [28] and event shape distributions at various energies, together with the QCD prediction obtained from a fit to the event shape measurements only. These measurements support the energy evolution of the strong coupling constant predicted by QCD.

The slope in the energy evolution of α_s depends on the number of active flavours. We have performed a fit with N_f as a free parameter along with α_s and obtain the number of active flavours:

$$N_f = 5.0 \pm 1.3 \pm 2.0, \quad (10)$$

where the first error is experimental and the second is due to theoretical uncertainties. The errors have been estimated by using the covariance matrix determined from experimental and overall errors on α_s in the fit. This result agrees with the expectation $N_f = 5$.

5 Summary

We have measured distributions of event shape variables in hadronic events from e^+e^- annihilation at centre-of-mass energies from 30 GeV to 189 GeV. These distributions as well as the

energy dependence of their first moments are well described by parton shower models.

The energy dependence of the first two moments has been compared with second order perturbative QCD with power law corrections for the non-perturbative effects. The fits of the five event shape variables agree with a universal power law behaviour giving $\alpha_0 = 0.537 \pm 0.070$ (exp) ± 0.021 (th). We find a non-negligible contribution from an $\mathcal{O}(\frac{1}{s})$ term in describing the second moments of $1 - T$, B_T and C .

The event shape distributions are compared to second order QCD calculations together with resummed leading and next-to-leading log terms. The data are well described by these calculations at all energies. The measurements demonstrate the running of α_s as expected in QCD with a value of $\alpha_s(m_Z) = 0.1215 \pm 0.0012$ (exp) ± 0.0061 (th). From the energy dependence of α_s , we determine the number of active flavours to be $N_f = 5.0 \pm 1.3$ (exp) ± 2.0 (th).

6 Acknowledgments

We express our gratitude to the CERN accelerator divisions for the excellent performance of the LEP machine. We acknowledge with appreciation the effort of the engineers, technicians and support staff who have participated in the construction and maintenance of this experiment.

Author List

The L3 Collaboration:

M.Acciarri²⁶ P.Achard¹⁹ O.Adriani¹⁶ M.Aguilar-Benitez²⁵ J.Alcaraz²⁵ G.Alemanni²² J.Allaby¹⁷ A.Aloisio²⁸
M.G.Alvigi²⁸ G.Ambrosi¹⁹ H.Anderhub⁴⁸ V.P.Andreev^{6,36} T.Angelescu² F.Anselmo⁹ A.Arefiev²⁷ T.Azmoon³
T.Aziz¹⁰ P.Bagnaia³⁵ A.Bajo²⁵ L.Baksay⁴³ A.Balandras⁴ S.V.Baldew² S.Banerjee¹⁰ Sw.Banerjee¹⁰
A.Barczyk^{48,46} R.Barillère¹⁷ L.Barone³⁵ P.Bartalini²² M.Basile⁹ R.Battiston³² A.Bay²² F.Becattini¹⁶ U.Becker¹⁴
F.Behner⁴⁸ L.Bellucci¹⁶ R.Berbeco³ J.Berdugo²⁵ P.Berges¹⁴ B.Bertucci³² B.L.Betev⁴⁸ S.Bhattacharya¹⁰
M.Biasini³² A.Biland⁴⁸ J.J.Blaising⁴ S.C.Blyth³³ G.J.Bobbink² A.Böhm¹ L.Boldizsar¹³ B.Borgia³⁵ D.Bourilkov⁴⁸
M.Bourquin¹⁹ S.Braccini¹⁹ J.G.Branson³⁹ V.Brigljevic⁴⁸ F.Brochu⁴ A.Buffini¹⁶ A.Buijs⁴⁴ J.D.Burger¹⁴
W.J.Burger³² X.D.Cai¹⁴ M.Campanelli⁴⁸ M.Capell¹⁴ G.Cara Romeo⁹ G.Carlino²⁸ A.M.Cartacci¹⁶ J.Casaus²⁵
G.Castellini¹⁶ F.Cavallari³⁵ N.Cavallo³⁷ C.Cecchi³² M.Cerrada²⁵ F.Cesaroni²³ M.Chamizo¹⁹ Y.H.Chang⁵⁰
U.K.Chaturvedi¹⁸ M.Chemarin²⁴ A.Chen⁵⁰ G.Chen⁷ G.M.Chen⁷ H.F.Chen²⁰ H.S.Chen⁷ G.Chiefari²⁸
L.Cifarelli³⁸ F.Cindolo⁹ C.Civinini¹⁶ I.Clare¹⁴ R.Clare¹⁴ G.Coignet⁴ N.Colino²⁵ S.Costantini⁵ F.Cotorobai¹²
B.de la Cruz²⁵ A.Csilling¹³ S.Cucciarelli³² T.S.Dai¹⁴ J.A.van Dalen³⁰ R.D'Alessandro¹⁶ R.de Asmundis²⁸
P.Déglon¹⁹ A.Degré⁴ K.Deiters⁴⁶ D.della Volpe²⁸ E.Delmeire¹⁹ P.Denes³⁴ F.DeNotaristefani³⁵ A.De Salvo⁴⁸
M.Diemoz³⁵ M.Dierckxsens² D.van Dierendonck² F.Di Lodovico⁴⁸ C.Dionisi³⁵ M.Dittmar⁴⁸ A.Dominguez³⁹
A.Doria²⁸ M.T.Dova^{18,†} D.Duchesneau⁴ D.Dufournaud⁴ P.Duinker² I.Duran⁴⁰ H.El Mamouni²⁴ A.Engler³³
F.J.Eppling¹⁴ F.C.Erne² P.Extermann¹⁹ M.Fabre⁴⁶ R.Faccini³⁵ M.A.Falagan²⁵ S.Falciano^{35,17} A.Favara¹⁷ J.Fay²⁴
O.Fedin³⁶ M.Felcini⁴⁸ T.Ferguson³³ F.Ferroni³⁵ H.Fesefeldt¹ E.Fiandrini³² J.H.Field¹⁹ F.Filthaut¹⁷ P.H.Fisher¹⁴
I.Fisk³⁹ G.Forconi¹⁴ K.Freudenreich⁴⁸ C.Furetta²⁶ Yu.Galaktionov^{27,14} S.N.Ganguli¹⁰ P.Garcia-Abia⁵
M.Gataullin³¹ S.S.Gau¹¹ S.Gentile^{35,17} N.Gheordanescu¹² S.Giagu³⁵ Z.F.Gong²⁰ G.Grenier²⁴ O.Grimm⁴⁸
M.W.Gruenewald⁸ M.Guida³⁸ R.van Gulik² V.K.Gupta³⁴ A.Gurtu¹⁰ L.J.Gutay⁴⁵ D.Haas⁵ A.Hasan²⁹
D.Hatzifotiadou⁹ T.Hebbeker⁸ A.Hervé¹⁷ P.Hidas¹³ J.Hirschfelder³³ H.Hofer⁴⁸ G.Holzner⁴⁸ H.Hoorani³³
S.R.Hou⁵⁰ Y.Hu³⁰ I.Iashvili⁴⁷ B.N.Jin⁷ L.W.Jones³ P.de Jong² I.Josa-Mutuberría²⁵ R.A.Khan¹⁸ M.Kaur^{18,◇}
M.N.Kienzle-Focacci¹⁹ D.Kim³⁵ J.K.Kim⁴² J.Kirkby¹⁷ D.Kiss¹³ W.Kittel³⁰ A.Klimentov^{14,27} A.C.König³⁰
A.Kopp⁴⁷ V.Koutsenko^{14,27} M.Kräber⁴⁸ R.W.Kraemer³³ W.Krenz¹ A.Krüger⁴⁷ A.Kunin^{14,27}
P.Ladron de Guevara²⁵ I.Laktineh²⁴ G.Landi¹⁶ K.Lassila-Perini⁴⁸ M.Lebeau¹⁷ A.Lebedev¹⁴ P.Lebrun²⁴
P.Lecomte⁴⁸ P.Lecod¹⁷ P.Le Coultre⁴⁸ H.J.Lee⁸ J.M.Le Goff¹⁷ R.Leiste⁴⁷ E.Leonardi³⁵ P.Levtchenko³⁶ C.Li²⁰
S.Likhoded⁴⁷ C.H.Lin⁵⁰ W.T.Lin⁵⁰ F.L.Linde² L.Lista²⁸ Z.A.Liu⁷ W.Lohmann⁴⁷ E.Longo³⁵ Y.S.Lu⁷
K.Lübelsmeyer¹ C.Luci^{17,35} D.Luckey¹⁴ L.Lugnier²⁴ L.Luminari³⁵ W.Lustermann⁴⁸ W.G.Ma²⁰ M.Maity¹⁰
L.Malgeri¹⁷ A.Malinin¹⁷ C.Maña²⁵ D.Mangeol³⁰ J.Mans³⁴ P.Marchesini⁴⁸ G.Marian¹⁵ J.P.Martin²⁴ F.Marzano³⁵
K.Mazumdar¹⁰ R.R.McNeil⁶ S.Mele¹⁷ L.Merola²⁸ M.Meschini¹⁶ W.J.Metzger³⁰ M.von der Mey¹ A.Mihul¹²
H.Milcent¹⁷ G.Mirabelli³⁵ J.Mnich¹⁷ G.B.Mohanty¹⁰ P.Molnar⁸ T.Moulik¹⁰ G.S.Muanza²⁴ A.J.M.Muijs²
B.Musicar³⁹ M.Musy³⁵ M.Napolitano²⁸ F.Nessi-Tedaldi⁴⁸ H.Newman³¹ T.Niessen¹ A.Nisati³⁵ H.Nowak⁴⁷
G.Organtini³⁵ A.Oulianov²⁷ C.Palomares²⁵ D.Pandoulas¹ S.Paoletti^{35,17} P.Paolucci²⁸ R.Paramatti³⁵ H.K.Park³³
I.H.Park⁴² G.Passaleva¹⁷ S.Patricelli²⁸ T.Paul¹¹ M.Pauluzzi³² C.Paus¹⁷ F.Pauss⁴⁸ M.Pedace³⁵ S.Pensotti²⁶
D.Perret-Gallix⁴ B.Petersen³⁰ D.Piccolo²⁸ F.Pierella⁹ M.Pieri¹⁶ P.A.Piroué³⁴ E.Pistoletti²⁶ V.Plyaskin²⁷ M.Pohl¹⁹
V.Pojidaev^{27,16} H.Postema¹⁴ J.Pothier¹⁷ D.O.Prokofiev⁴⁵ D.Prokofiev³⁶ J.Quartieri³⁸ G.Rahal-Callot^{48,17}
M.A.Rahaman¹⁰ P.Raics¹⁵ N.Raja¹⁰ R.Ramelli⁴⁸ P.G.Rancoita²⁶ A.Raspereza⁴⁷ G.Raven³⁹ P.Razis²⁹ D.Ren⁴⁸
M.Rescigno³⁵ S.Reucroft¹¹ S.Riemann⁴⁷ K.Riles³ A.Robohm⁴⁸ J.Rodin⁴³ B.P.Roe³ L.Romero²⁵ A.Rosca⁸
S.Rosier-Lees⁴ J.A.Rubio¹⁷ G.Ruggiero¹⁶ D.Ruschmeier⁸ H.Rykaczewski⁴⁸ S.Saremi⁶ S.Sarkar³⁵ J.Salicio¹⁷
E.Sanchez¹⁷ M.P.Sanders³⁰ M.E.Sarakinos²¹ C.Schäfer¹⁷ V.Schegelsky³⁶ S.Schmidt-Kaerst¹ D.Schmitz¹
H.Schopper⁴⁹ D.J.Schotanus³⁰ G.Schwering¹ C.Sciacca²⁸ D.Sciarrino¹⁹ A.Seganti⁹ L.Servoli³² S.Shevchenko³¹
N.Shivarov⁴¹ V.Shoutko²⁷ E.Shumilov²⁷ A.Shvorob³¹ T.Siedenburg¹ D.Son⁴² B.Smith³³ P.Spillantini¹⁶
M.Steuer¹⁴ D.P.Stickland³⁴ A.Stone⁶ B.Stoyanov⁴¹ A.Straessner¹ K.Sudhakar¹⁰ G.Sultanov¹⁸ L.Z.Sun²⁰
H.Suter⁴⁸ J.D.Swain¹⁸ Z.Szillasi^{43,¶} T.Sztaricskai^{43,¶} X.W.Tang⁷ L.Tauscher⁵ L.Taylor¹¹ B.Tellili²⁴
C.Timmermans³⁰ Samuel C.C.Ting¹⁴ S.M.Ting¹⁴ S.C.Tonwar¹⁰ J.Tóth¹³ C.Tully¹⁷ K.L.Tung⁷ Y.Uchida¹⁴
J.Ulbricht⁴⁸ E.Valente³⁵ G.Vesztergombi¹³ I.Vetlitsky²⁷ D.Vicinanza³⁸ G.Viertel⁴⁸ S.Villa¹¹ M.Vivargent⁴
S.Vlachos⁵ I.Vodopianov³⁶ H.Vogel³³ H.Vogt⁴⁷ I.Vorobiev²⁷ A.A.Vorobyov³⁶ A.Vorvolakos²⁹ M.Wadhwa⁵
W.Wallraff¹ M.Wang¹⁴ X.L.Wang²⁰ Z.M.Wang²⁰ A.Weber¹ M.Weber¹ P.Wienemann¹ H.Wilkens³⁰ S.X.Wu¹⁴
S.Wynhoff¹⁷ L.Xia³¹ Z.Z.Xu²⁰ J.Yamamoto³ B.Z.Yang²⁰ C.G.Yang⁷ H.J.Yang⁷ M.Yang⁷ J.B.Ye²⁰ S.C.Yeh⁵¹
An.Zalite³⁶ Yu.Zalite³⁶ Z.P.Zhang²⁰ G.Y.Zhu⁷ R.Y.Zhu³¹ A.Zichichi^{9,17,18} G.Zilizi^{43,¶} M.Zöller¹

- 1 I. Physikalisches Institut, RWTH, D-52056 Aachen, FRG[§]
 - III. Physikalisches Institut, RWTH, D-52056 Aachen, FRG[§]
 - 2 National Institute for High Energy Physics, NIKHEF, and University of Amsterdam, NL-1009 DB Amsterdam, The Netherlands
 - 3 University of Michigan, Ann Arbor, MI 48109, USA
 - 4 Laboratoire d'Annecy-le-Vieux de Physique des Particules, LAPP,IN2P3-CNRS, BP 110, F-74941 Annecy-le-Vieux CEDEX, France
 - 5 Institute of Physics, University of Basel, CH-4056 Basel, Switzerland
 - 6 Louisiana State University, Baton Rouge, LA 70803, USA
 - 7 Institute of High Energy Physics, IHEP, 100039 Beijing, China[△]
 - 8 Humboldt University, D-10099 Berlin, FRG[§]
 - 9 University of Bologna and INFN-Sezione di Bologna, I-40126 Bologna, Italy
 - 10 Tata Institute of Fundamental Research, Bombay 400 005, India
 - 11 Northeastern University, Boston, MA 02115, USA
 - 12 Institute of Atomic Physics and University of Bucharest, R-76900 Bucharest, Romania
 - 13 Central Research Institute for Physics of the Hungarian Academy of Sciences, H-1525 Budapest 114, Hungary[‡]
 - 14 Massachusetts Institute of Technology, Cambridge, MA 02139, USA
 - 15 KLTE-ATOMKI, H-4010 Debrecen, Hungary[¶]
 - 16 INFN Sezione di Firenze and University of Florence, I-50125 Florence, Italy
 - 17 European Laboratory for Particle Physics, CERN, CH-1211 Geneva 23, Switzerland
 - 18 World Laboratory, FBLJA Project, CH-1211 Geneva 23, Switzerland
 - 19 University of Geneva, CH-1211 Geneva 4, Switzerland
 - 20 Chinese University of Science and Technology, USTC, Hefei, Anhui 230 029, China[△]
 - 21 SEFT, Research Institute for High Energy Physics, P.O. Box 9, SF-00014 Helsinki, Finland
 - 22 University of Lausanne, CH-1015 Lausanne, Switzerland
 - 23 INFN-Sezione di Lecce and Università Degli Studi di Lecce, I-73100 Lecce, Italy
 - 24 Institut de Physique Nucléaire de Lyon, IN2P3-CNRS, Université Claude Bernard, F-69622 Villeurbanne, France
 - 25 Centro de Investigaciones Energéticas, Medioambientales y Tecnológicas, CIEMAT, E-28040 Madrid, Spain[‡]
 - 26 INFN-Sezione di Milano, I-20133 Milan, Italy
 - 27 Institute of Theoretical and Experimental Physics, ITEP, Moscow, Russia
 - 28 INFN-Sezione di Napoli and University of Naples, I-80125 Naples, Italy
 - 29 Department of Natural Sciences, University of Cyprus, Nicosia, Cyprus
 - 30 University of Nijmegen and NIKHEF, NL-6525 ED Nijmegen, The Netherlands
 - 31 California Institute of Technology, Pasadena, CA 91125, USA
 - 32 INFN-Sezione di Perugia and Università Degli Studi di Perugia, I-06100 Perugia, Italy
 - 33 Carnegie Mellon University, Pittsburgh, PA 15213, USA
 - 34 Princeton University, Princeton, NJ 08544, USA
 - 35 INFN-Sezione di Roma and University of Rome, "La Sapienza", I-00185 Rome, Italy
 - 36 Nuclear Physics Institute, St. Petersburg, Russia
 - 37 INFN-Sezione di Napoli and University of Potenza, I-85100 Potenza, Italy
 - 38 University and INFN, Salerno, I-84100 Salerno, Italy
 - 39 University of California, San Diego, CA 92093, USA
 - 40 Dept. de Física de Partículas Elementales, Univ. de Santiago, E-15706 Santiago de Compostela, Spain
 - 41 Bulgarian Academy of Sciences, Central Lab. of Mechatronics and Instrumentation, BU-1113 Sofia, Bulgaria
 - 42 Laboratory of High Energy Physics, Kyungpook National University, 702-701 Taegu, Republic of Korea
 - 43 University of Alabama, Tuscaloosa, AL 35486, USA
 - 44 Utrecht University and NIKHEF, NL-3584 CB Utrecht, The Netherlands
 - 45 Purdue University, West Lafayette, IN 47907, USA
 - 46 Paul Scherrer Institut, PSI, CH-5232 Villigen, Switzerland
 - 47 DESY, D-15738 Zeuthen, FRG
 - 48 Eidgenössische Technische Hochschule, ETH Zürich, CH-8093 Zürich, Switzerland
 - 49 University of Hamburg, D-22761 Hamburg, FRG
 - 50 National Central University, Chung-Li, Taiwan, China
 - 51 Department of Physics, National Tsing Hua University, Taiwan, China
- [§] Supported by the German Bundesministerium für Bildung, Wissenschaft, Forschung und Technologie
[‡] Supported by the Hungarian OTKA fund under contract numbers T019181, F023259 and T024011.
[¶] Also supported by the Hungarian OTKA fund under contract numbers T22238 and T026178.
[‡] Supported also by the Comisión Interministerial de Ciencia y Tecnología.
[‡] Also supported by CONICET and Universidad Nacional de La Plata, CC 67, 1900 La Plata, Argentina.
[◇] Also supported by Panjab University, Chandigarh-160014, India.
[△] Supported by the National Natural Science Foundation of China.

References

- [1] L3 Collaboration, B. Adeva *et al.*, Phys. Lett. **B284** (1992) 471;
L3 Collaboration, O. Adriani *et al.*, Phys. Rep. **236** (1993) 1.
- [2] L3 Collaboration, M. Acciarri *et al.*, Phys. Lett. **B411** (1997) 339.
- [3] L3 Collaboration, B. Adeva *et al.*, Nucl. Inst. Meth. **A289** (1990) 35;
M. Chemarin *et al.*, Nucl. Inst. Meth. **A349** (1994) 345;
M. Acciarri *et al.*, Nucl. Inst. Meth. **A351** (1994) 300;
G. Basti *et al.*, Nucl. Inst. Meth. **A374** (1996) 293;
A. Adam *et al.*, Nucl. Inst. Meth. **A383** (1996) 342.
- [4] L3 Collaboration, M. Acciarri *et al.*, Phys. Lett. **B371** (1996) 137.
- [5] L3 Collaboration, M. Acciarri *et al.*, Phys. Lett. **B404** (1997) 390;
L3 Collaboration, M. Acciarri *et al.*, Phys. Lett. **B444** (1998) 569.
- [6] JETSET 7.4 Monte Carlo Program:
T. Sjöstrand, Comp. Phys. Comm. **82** (1994) 74.
- [7] HERWIG 5.9 Monte Carlo Program:
G. Marchesini and B. Webber, Nucl. Phys. **B310** (1988) 461;
I.G. Knowles, Nucl. Phys. **B310** (1988) 571;
G. Marchesini *et al.*, Comp. Phys. Comm. **67** (1992) 465.
- [8] ARIADNE 4.06 Monte Carlo Program:
U. Pettersson, “ARIADNE: A Monte Carlo for QCD Cascades in the Color Dipole Formulation”, Lund Preprint, LU TP 88-5 (1988);
L. Lönnblad, “The Colour Dipole Cascade Model and the Ariadne Program”, Lund Preprint, LU TP 91-11 (1991).
- [9] COJETS 6.23 Monte Carlo Program:
R. Odorico, Nucl. Phys. **B228** (1983) 381;
R. Odorico, Comp. Phys. Comm. **32** (1984) 139, Erratum: **34** (1985) 43;
R. Mazzanti and R. Odorico, Nucl. Phys. **B370** (1992) 23;
R. Mazzanti and R. Odorico, Bologna preprint DFUB 92/1.
- [10] L3 Collaboration, B. Adeva *et al.*, Z. Phys. **C55** (1992) 39;
S. Banerjee, M. Sc. Thesis, University of Mumbai (1998).
- [11] Yu.L. Dokshitzer and B.R. Webber, Phys. Lett. **B352** (1995) 451;
B.R. Webber, HEP-PH-9510283;
Yu.L. Dokshitzer *et al.*, Nucl. Phys. **B511** (1997) 396;
Yu.L. Dokshitzer *et al.*, Journal of High Energy Physics **05** (1998) 3;
Yu.L. Dokshitzer *et al.*, Eur. Phys. J. direct **C3** (1999) 1;
Yu.L. Dokshitzer, HEP-PH-9911299.
- [12] DELPHI Collaboration, P. Abreu *et al.*, Phys. Lett. **B456** (1999) 322.
- [13] Z. Kunszt and P. Nason in “Z Physics at LEP 1”, CERN Report 89-08, Vol.I., p. 373.

- [14] S. Catani *et al.*, Phys. Lett. **B263** (1991) 491;
 S. Catani *et al.*, Phys. Lett. **B272** (1991) 368;
 S. Catani *et al.*, Phys. Lett. **B295** (1992) 269;
 S. Catani *et al.*, Nucl. Phys. **B407** (1993) 3;
 S. Catani *et al.*, Phys. Lett. **B427** (1998) 377.
- [15] PYTHIA 5.7 Monte Carlo Program:
 QCD parton shower and fragmentation process are taken from JETSET 7.4 [6];
 T. Sjöstrand, CERN-TH-7112/93 (1993), revised august 1995;
 T. Sjöstrand, Comp. Phys. Comm. **82** (1994) 74.
- [16] The L3 detector simulation is based on GEANT Version 3.15.
 See R. Brun *et al.*, “GEANT 3”, CERN DD/EE/84-1 (Revised), September 1987.
 The GHEISHA program (H. Fesefeldt, RWTH Aachen Report PITHA 85/02 (1985)) is
 used to simulate hadronic interactions.
- [17] R. Engel, Z. Phys. **C66** (1995) 203;
 R. Engel, J. Ranft and S. Roesler, Phys. Rev. **D52** (1995) 1459.
- [18] S. Jadach, B.F.L. Ward and Z. Wąs, Comp. Phys. Comm. **79** (1994) 503.
- [19] J.H. Field, Phys. Lett. **B323** (1994) 432;
 J.H. Field and T. Riemann, Comp.Phys.Comm. **94** (1996) 53.
- [20] S. Jadach *et al.*, Phys. Lett. **B390** (1997) 298.
- [21] M. Skrzypek *et al.*, Comp. Phys. Comm. **94** (1996) 216;
 M. Skrzypek *et al.*, Phys. Lett. **B372** (1996) 289.
- [22] Yu.L. Dokshitzer, Contribution to the Workshop on Jets at LEP and HERA (1990);
 N. Brown and W.J. Stirling, Rutherford Preprint RAL-91-049;
 S. Catani *et al.*, Phys. Lett. **B269** (1991) 432;
 S. Bethke *et al.*, Nucl. Phys. **B370** (1992) 310.
- [23] V. Blobel, DESY Report 84-118 (1984).
- [24] S. Catani and M. Seymour, Phys. Lett. **B378** (1996) 287.
- [25] Yu.L. Dokshitzer and B.R. Webber, Phys. Lett. **B404** (1997) 321;
 B.R. Webber, Nucl. Phys. Proc. Suppl. **71** (1999) 66;
 G. Salam, private communication.
- [26] Particle Data Group, C. Caso *et al.*, Eur. Phys. J. **C3** (1998) 1.
- [27] L3 Collaboration, M. Acciarri *et al.*, CERN-EP/2000-040 (2000).
- [28] L3 Collaboration, M. Acciarri *et al.*, CERN-EP/2000-022 (2000).

\sqrt{s} (GeV)	Integrated Luminosity (pb^{-1})	Selection Efficiency (%)	Sample Purity (%)	Selected events
30–50	142.4	48.3	68.4	1247
50–60	142.4	41.0	78.0	1047
60–70	142.4	35.2	86.0	1575
70–80	142.4	29.9	89.0	2938
80–84	142.4	27.4	90.5	2091
84–86	142.4	27.5	87.0	1607
91.2	8.3	98.5	99.8	248100
130	6.1	90.0	80.6	556
136	5.9	89.0	81.5	414
161	10.8	89.0	81.2	424
172	10.2	84.8	82.6	325
183	55.3	84.2	82.4	1500
189	176.8	87.8	81.1	4479

Table 1: Summary of integrated luminosity, selection efficiency, sample purity and number of selected hadronic events at the different energies used in this analysis. The energies below $\sqrt{s} = 91$ GeV are obtained from the full data sample at the Z peak, by selecting events with an isolated high energy photon.

\sqrt{s} (GeV)	First moments of				
	$1 - T$	ρ	B_T	B_W	C
30–50	.0971 \pm .0030 \pm .0034	.0747 \pm .0023 \pm .0023	.1399 \pm .0027 \pm .0016	.0896 \pm .0021 \pm .0018	.3667 \pm .0084 \pm .0073
50–60	.0811 \pm .0027 \pm .0029	.0632 \pm .0021 \pm .0023	.1223 \pm .0025 \pm .0054	.0800 \pm .0020 \pm .0034	.3091 \pm .0080 \pm .0131
60–70	.0796 \pm .0021 \pm .0051	.0603 \pm .0015 \pm .0047	.1213 \pm .0019 \pm .0079	.0806 \pm .0014 \pm .0060	.3049 \pm .0059 \pm .0232
70–80	.0731 \pm .0015 \pm .0045	.0560 \pm .0011 \pm .0027	.1157 \pm .0015 \pm .0048	.0758 \pm .0011 \pm .0046	.2851 \pm .0044 \pm .0177
80–84	.0700 \pm .0018 \pm .0046	.0546 \pm .0015 \pm .0035	.1116 \pm .0017 \pm .0057	.0756 \pm .0014 \pm .0051	.2759 \pm .0055 \pm .0191
84–86	.0691 \pm .0022 \pm .0088	.0544 \pm .0017 \pm .0085	.1102 \pm .0021 \pm .0086	.0749 \pm .0017 \pm .0092	.2722 \pm .0068 \pm .0289
91.2	.0636 \pm .0003 \pm .0013	.0539 \pm .0002 \pm .0013	.1102 \pm .0002 \pm .0011	.0738 \pm .0001 \pm .0008	.2599 \pm .0004 \pm .0054
130	.0556 \pm .0022 \pm .0014	.0452 \pm .0018 \pm .0007	.0976 \pm .0023 \pm .0008	.0681 \pm .0019 \pm .0007	.2277 \pm .0072 \pm .0052
136	.0614 \pm .0029 \pm .0011	.0467 \pm .0022 \pm .0004	.0999 \pm .0029 \pm .0011	.0699 \pm .0024 \pm .0006	.2357 \pm .0089 \pm .0038
161	.0513 \pm .0030 \pm .0008	.0421 \pm .0025 \pm .0007	.0923 \pm .0032 \pm .0018	.0666 \pm .0027 \pm .0010	.2052 \pm .0098 \pm .0028
172	.0542 \pm .0037 \pm .0022	.0440 \pm .0028 \pm .0018	.0950 \pm .0046 \pm .0031	.0664 \pm .0031 \pm .0023	.2281 \pm .0159 \pm .0133
183	.0539 \pm .0020 \pm .0011	.0424 \pm .0014 \pm .0004	.0918 \pm .0020 \pm .0015	.0654 \pm .0015 \pm .0010	.2157 \pm .0063 \pm .0073
189	.0548 \pm .0013 \pm .0013	.0442 \pm .0009 \pm .0009	.0918 \pm .0013 \pm .0018	.0669 \pm .0009 \pm .0010	.2160 \pm .0040 \pm .0041

Table 2: First moments of the five event shape variables at different energy points. The two errors are respectively statistical and systematic.

Observable	α_0	$\alpha_s(m_Z)$	$\chi^2/\text{d.o.f.}$	A_2 (GeV ²)
$1 - T$	0.633 ± 0.097	0.1104 ± 0.0065	11.5/11	5.47 ± 0.56
ρ	0.523 ± 0.063	0.1027 ± 0.0050	5.5/11	$0.00^{+0.01}_{-0.00}$
B_T	0.517 ± 0.044	0.1160 ± 0.0029	3.5/11	13.75 ± 0.88
B_W	0.476 ± 0.100	0.1134 ± 0.0042	4.1/11	$0.00^{+0.05}_{-0.00}$
C	0.537 ± 0.044	0.1125 ± 0.0038	6.3/11	11.58 ± 0.88

Table 3: Determination of α_0 and $\alpha_s(m_Z)$ from fits to the first moments of the event shape distributions together with $\chi^2/\text{d.o.f.}$ from those fits. Also shown is the A_2 parameter from fits to the second moments.

\sqrt{s} (GeV)	Second moments of				
	$1 - T$	ρ	B_T	B_W	C
30–50	.0143 ± .0009 ± .0015	.0080 ± .0006 ± .0005	.0236 ± .0009 ± .0005	.0104 ± .0005 ± .0005	.1726 ± .0078 ± .0115
50–60	.0109 ± .0008 ± .0006	.0063 ± .0005 ± .0008	.0187 ± .0008 ± .0012	.0086 ± .0005 ± .0006	.1308 ± .0066 ± .0063
60–70	.0109 ± .0006 ± .0010	.0060 ± .0004 ± .0011	.0187 ± .0006 ± .0022	.0088 ± .0003 ± .0013	.1308 ± .0050 ± .0164
70–80	.0093 ± .0004 ± .0010	.0053 ± .0002 ± .0007	.0172 ± .0005 ± .0014	.0081 ± .0003 ± .0008	.1176 ± .0037 ± .0117
80–84	.0086 ± .0005 ± .0010	.0052 ± .0003 ± .0007	.0160 ± .0006 ± .0015	.0081 ± .0003 ± .0008	.1110 ± .0047 ± .0125
84–86	.0086 ± .0006 ± .0020	.0054 ± .0004 ± .0014	.0158 ± .0007 ± .0022	.0082 ± .0004 ± .0018	.1115 ± .0058 ± .0195
91.2	.0077 ± .0001 ± .0003	.0053 ± .0001 ± .0002	.0158 ± .0001 ± .0003	.0076 ± .0001 ± .0002	.1034 ± .0003 ± .0031
130	.0064 ± .0005 ± .0002	.0041 ± .0003 ± .0001	.0131 ± .0006 ± .0002	.0069 ± .0004 ± .0001	.0848 ± .0050 ± .0025
136	.0080 ± .0008 ± .0007	.0045 ± .0004 ± .0001	.0141 ± .0008 ± .0004	.0076 ± .0005 ± .0002	.0938 ± .0064 ± .0017
161	.0059 ± .0007 ± .0002	.0040 ± .0004 ± .0001	.0121 ± .0008 ± .0004	.0070 ± .0005 ± .0002	.0757 ± .0064 ± .0019
172	.0064 ± .0009 ± .0005	.0040 ± .0005 ± .0003	.0136 ± .0014 ± .0013	.0068 ± .0006 ± .0005	.0979 ± .0133 ± .0129
183	.0064 ± .0005 ± .0001	.0042 ± .0003 ± .0002	.0121 ± .0006 ± .0003	.0067 ± .0003 ± .0002	.0804 ± .0051 ± .0032
189	.0064 ± .0004 ± .0004	.0043 ± .0002 ± .0002	.0121 ± .0004 ± .0005	.0071 ± .0002 ± .0002	.0794 ± .0032 ± .0038

Table 4: Second moments of the five event shape variables at different energy points. The two errors are respectively statistical and systematic.

	$(1 - T)$	ρ	B_T	B_W	C
Fit Range	0.00–0.30	0.00–0.20	0.00–0.25	0.00–0.20	0.05–0.50
$\alpha_s(130 \text{ GeV})$	0.1139	0.1134	0.1153	0.1063	0.1151
Statistical error	± 0.0036	± 0.0034	± 0.0027	± 0.0027	± 0.0036
Systematic error	± 0.0028	± 0.0029	± 0.0016	± 0.0015	± 0.0018
Overall experimental error	± 0.0046	± 0.0045	± 0.0031	± 0.0031	± 0.0040
Overall theoretical error	± 0.0056	± 0.0038	± 0.0062	± 0.0088	± 0.0066
$\chi^2/\text{d.o.f.}$	6.9 / 10	8.4 / 9	9.1 / 11	12.0 / 12	8.5 / 8
$\alpha_s(136 \text{ GeV})$	0.1166	0.1112	0.1141	0.1045	0.1089
Statistical error	± 0.0047	± 0.0037	± 0.0034	± 0.0032	± 0.0043
Systematic error	± 0.0024	± 0.0013	± 0.0010	± 0.0026	± 0.0020
Overall experimental error	± 0.0053	± 0.0039	± 0.0035	± 0.0041	± 0.0047
Overall theoretical error	± 0.0060	± 0.0037	± 0.0064	± 0.0078	± 0.0076
$\chi^2/\text{d.o.f.}$	10.2 / 9	11.4 / 13	7.7 / 11	7.9 / 12	11.8 / 8
$\alpha_s(161 \text{ GeV})$	0.1018	0.1012	0.1101	0.1032	0.1043
Statistical error	± 0.0051	± 0.0052	± 0.0039	± 0.0039	± 0.0055
Systematic error	± 0.0022	± 0.0022	± 0.0015	± 0.0044	± 0.0025
Overall experimental error	± 0.0056	± 0.0056	± 0.0042	± 0.0059	± 0.0060
Overall theoretical error	± 0.0050	± 0.0034	± 0.0066	± 0.0068	± 0.0057
$\chi^2/\text{d.o.f.}$	8.2 / 9	5.7 / 13	7.9 / 11	5.6 / 12	4.9 / 8
$\alpha_s(172 \text{ GeV})$	0.1109	0.1099	0.1071	0.1020	0.1121
Statistical error	± 0.0055	± 0.0050	± 0.0043	± 0.0039	± 0.0064
Systematic error	± 0.0026	± 0.0016	± 0.0044	± 0.0022	± 0.0024
Overall experimental error	± 0.0061	± 0.0052	± 0.0062	± 0.0045	± 0.0068
Overall theoretical error	± 0.0064	± 0.0033	± 0.0060	± 0.0065	± 0.0057
$\chi^2/\text{d.o.f.}$	2.8 / 8	8.4 / 13	7.8 / 12	8.4 / 13	3.2 / 8
$\alpha_s(183 \text{ GeV})$	0.1132	0.1075	0.1112	0.1036	0.1081
Statistical error	± 0.0023	± 0.0022	± 0.0017	± 0.0015	± 0.0028
Systematic error	± 0.0012	± 0.0011	± 0.0013	± 0.0006	± 0.0010
Overall experimental error	± 0.0026	± 0.0025	± 0.0021	± 0.0016	± 0.0029
Overall theoretical error	± 0.0054	± 0.0038	± 0.0060	± 0.0071	± 0.0054
$\chi^2/\text{d.o.f.}$	4.2 / 11	6.4 / 13	15.9 / 12	6.3 / 13	5.2 / 8
$\alpha_s(189 \text{ GeV})$	0.1168	0.1108	0.1114	0.1033	0.1118
Statistical error	± 0.0014	± 0.0013	± 0.0011	± 0.0010	± 0.0018
Systematic error	± 0.0012	± 0.0010	± 0.0014	± 0.0012	± 0.0014
Overall experimental error	± 0.0018	± 0.0016	± 0.0018	± 0.0016	± 0.0023
Overall theoretical error	± 0.0057	± 0.0033	± 0.0067	± 0.0078	± 0.0055
$\chi^2/\text{d.o.f.}$	4.4 / 11	8.2 / 13	28.0 / 12	10.6 / 13	5.7 / 8

Table 5: α_s measured at $\sqrt{s} = 130, 136, 161, 172, 183$ and 189 GeV from fits of the event shape variables to theoretical predictions with combined fixed order and resummed calculations. The fit ranges, the estimated experimental and theoretical errors and the fit quality are also given.

\sqrt{s} (GeV)	α_s (from T, ρ, B_T, B_W)	α_s (from T, ρ, B_T, B_W, C)
30–50	$0.1400 \pm 0.0056 \pm 0.0107$	
50–60	$0.1260 \pm 0.0073 \pm 0.0088$	
60–70	$0.1340 \pm 0.0060 \pm 0.0087$	
70–80	$0.1210 \pm 0.0064 \pm 0.0082$	
80–84	$0.1200 \pm 0.0057 \pm 0.0089$	
84–86	$0.1160 \pm 0.0061 \pm 0.0082$	
91.2	$0.1221 \pm 0.0020 \pm 0.0066$	
130	$0.1122 \pm 0.0038 \pm 0.0060$	$0.1128 \pm 0.0038 \pm 0.0063$
136	$0.1116 \pm 0.0042 \pm 0.0060$	$0.1111 \pm 0.0043 \pm 0.0061$
161	$0.1041 \pm 0.0052 \pm 0.0054$	$0.1041 \pm 0.0054 \pm 0.0054$
172	$0.1075 \pm 0.0054 \pm 0.0056$	$0.1084 \pm 0.0056 \pm 0.0055$
183	$0.1089 \pm 0.0022 \pm 0.0056$	$0.1088 \pm 0.0023 \pm 0.0055$
189	$0.1106 \pm 0.0017 \pm 0.0058$	$0.1105 \pm 0.0018 \pm 0.0058$

Table 6: Summary of α_s values as determined from event shape variables at different centre-of-mass energies. The α_s values for $\sqrt{s} \leq m_Z$ were determined [1, 2] only from four event shape variables for which analytical calculations were available at that time.

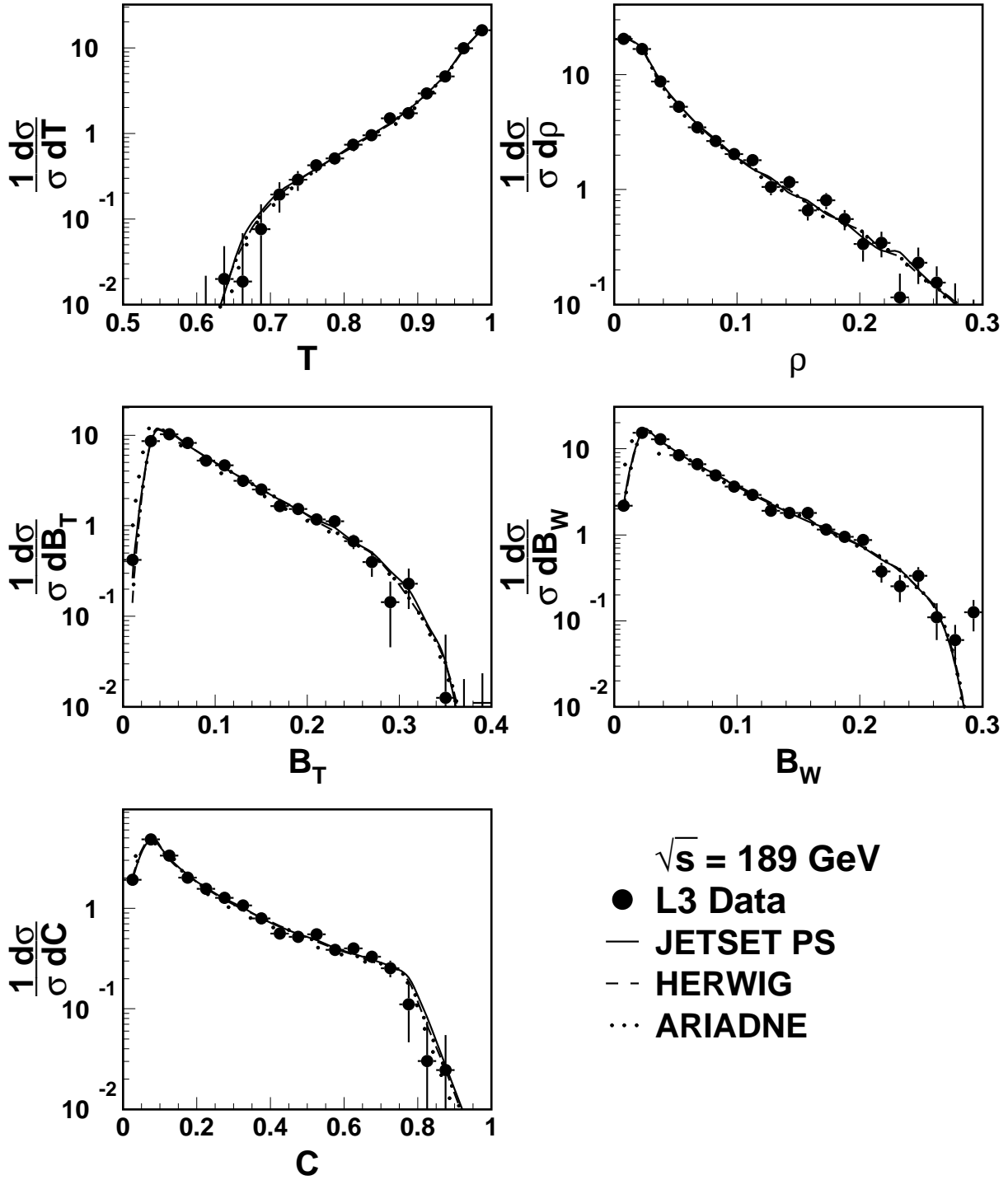


Figure 1: Distributions for thrust, T , scaled heavy jet mass, ρ , total and wide jet broadenings, B_T and B_W , and the C -parameter at $\sqrt{s} = 189 \text{ GeV}$ in comparison with QCD model predictions. The errors shown are statistical only.

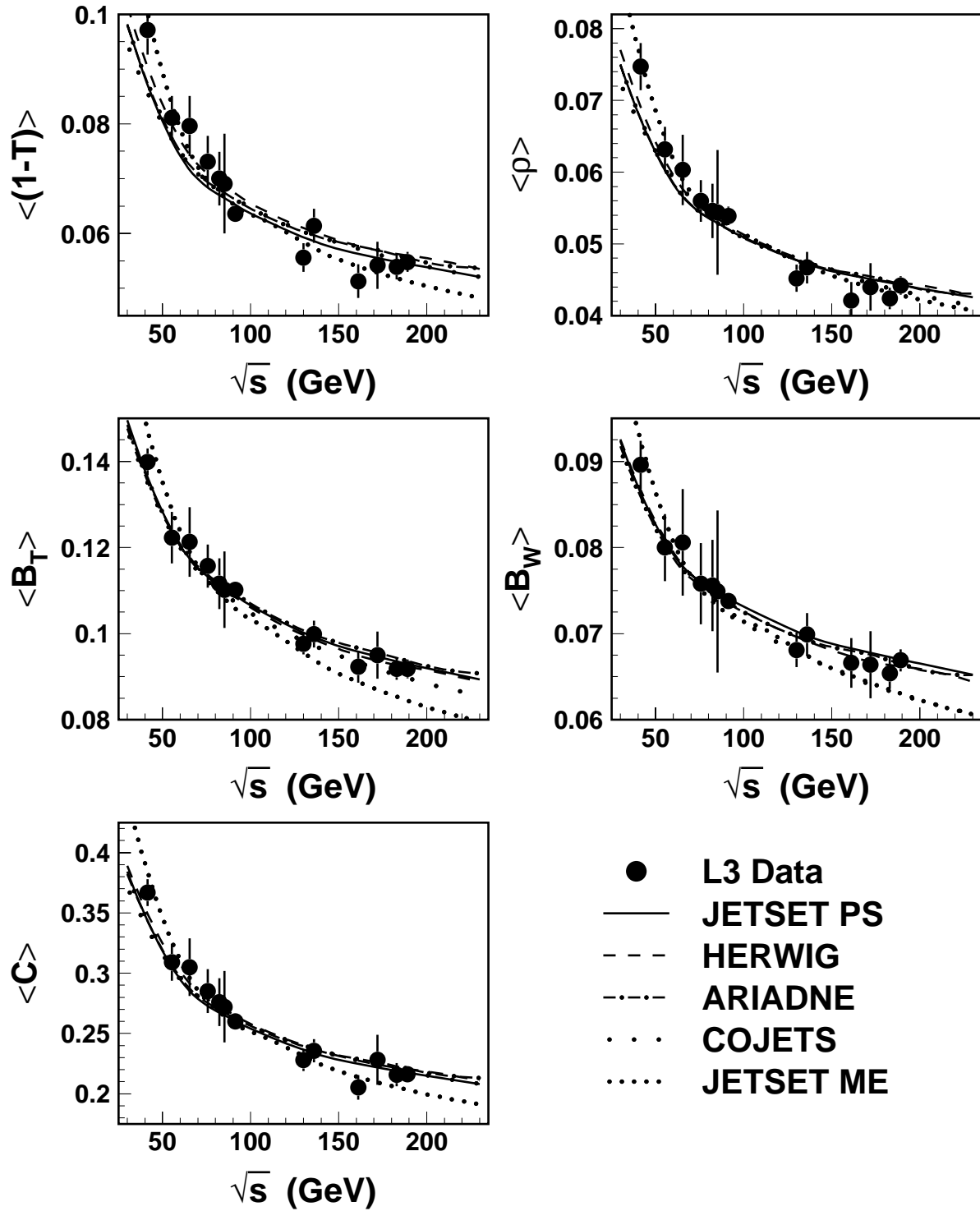


Figure 2: The first moments of the five event shape variables, $1 - T$, ρ , B_T , B_W and C , as a function of the centre-of-mass energy, compared with several QCD models.

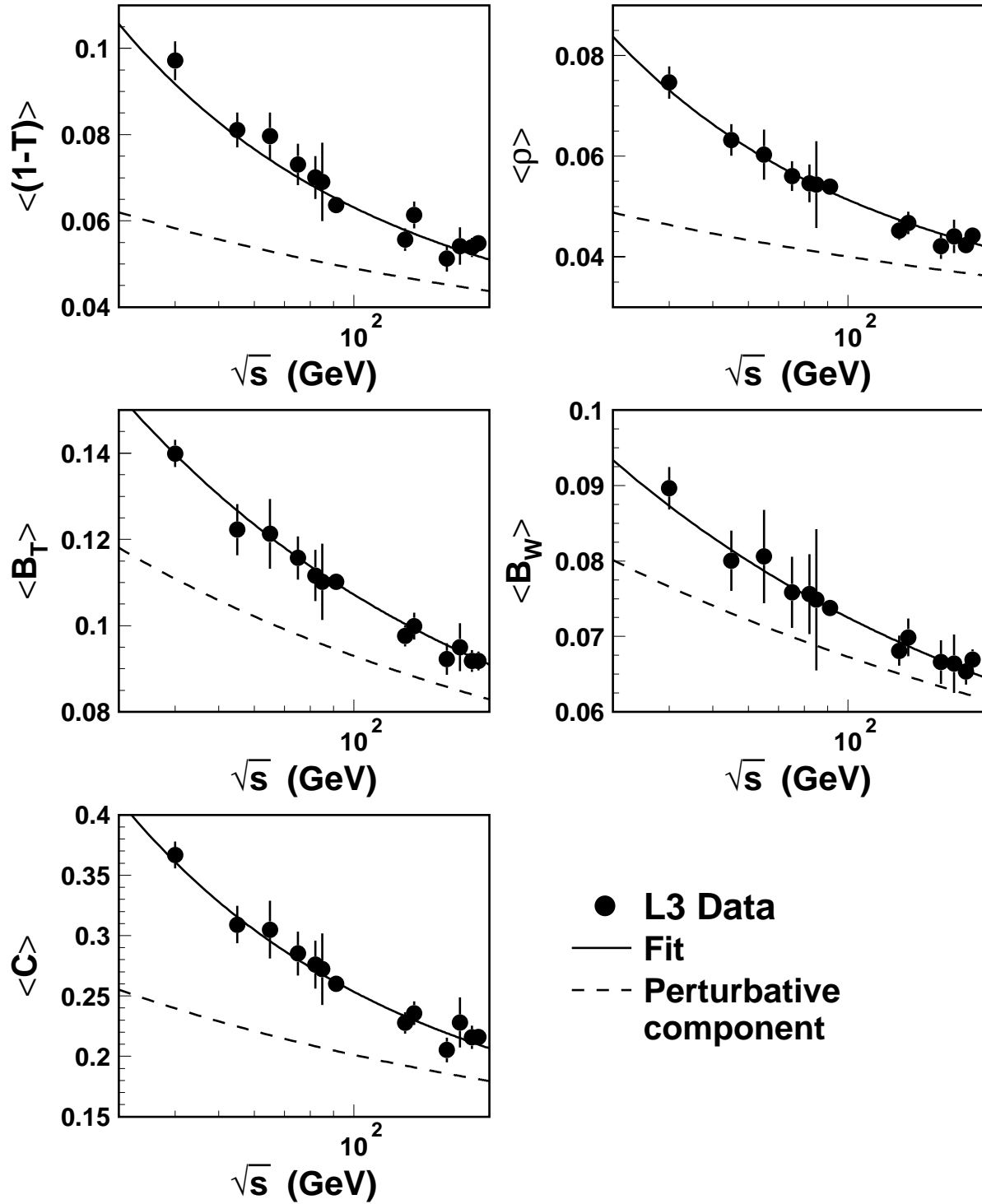


Figure 3: The first moments of the five event shape variables, $1-T$, ρ , B_T , B_W and C compared to the results of a fit including perturbative and power law contributions.

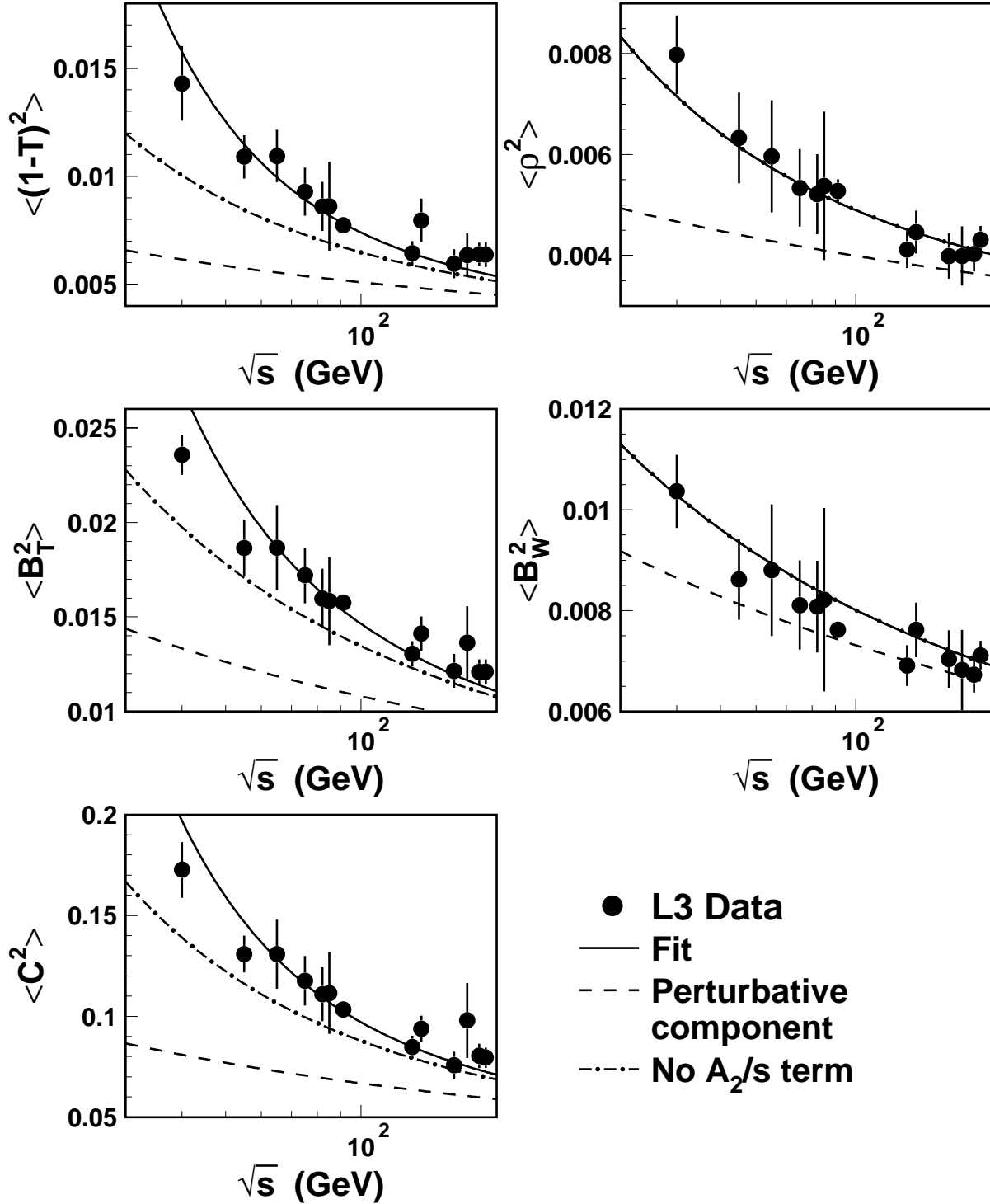


Figure 4: The second moments of the five event shape variables, $1 - T$, ρ , B_T , B_W and C compared to the results of a fit including perturbative and power law contributions. The parameters α_0 and α_s are fixed to the values obtained by the fits to the first moments. The A_2/s term is negligibly small for ρ and B_W but is necessary to reproduce the behaviour of $1 - T$, B_T and C .

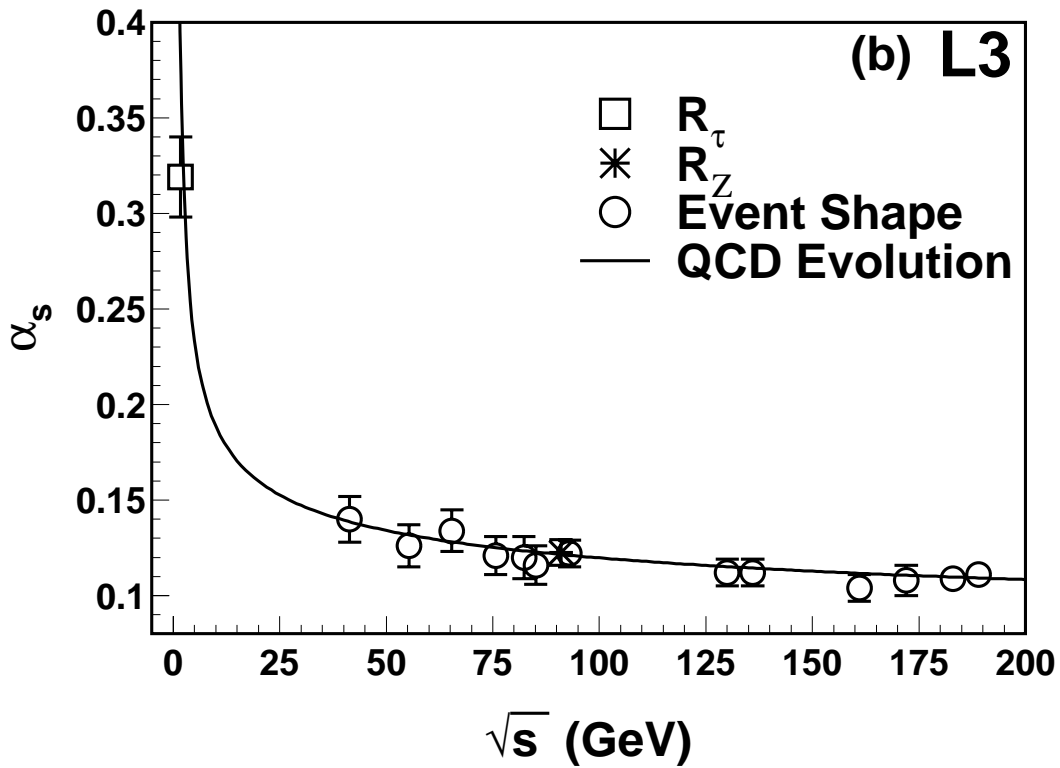
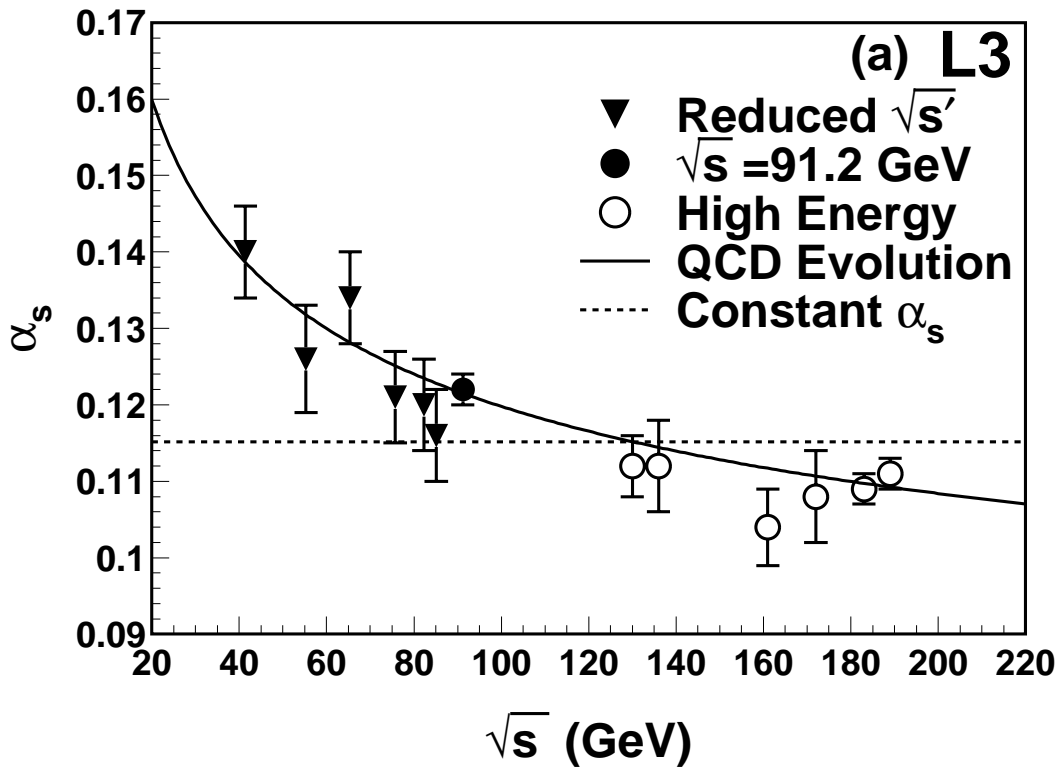


Figure 5: a) α_s measurements from event shape distributions as a function of the centre-of-mass energy. The errors shown are experimental only. The solid and dashed lines are fits with the energy dependence of α_s as expected from QCD and with constant α_s , respectively.

b) α_s values as determined by L3 from the τ lifetime measurement, Z lineshape and event shape distributions. The line is a fit to the QCD evolution function to the measurements made from event shape variables.