

Direct search for light gluinos

V. Fanti, A. Lai, L. Musa, D. Marras, A. Nappi, B. Hay, R W. Moore, K N. Moore, D J. Munday, M D. Needham, et al.

► **To cite this version:**

V. Fanti, A. Lai, L. Musa, D. Marras, A. Nappi, et al.. Direct search for light gluinos. Physics Letters B, Elsevier, 1999, 446, pp.117-124. in2p3-00012084

HAL Id: in2p3-00012084

<http://hal.in2p3.fr/in2p3-00012084>

Submitted on 27 Feb 2003

HAL is a multi-disciplinary open access archive for the deposit and dissemination of scientific research documents, whether they are published or not. The documents may come from teaching and research institutions in France or abroad, or from public or private research centers.

L'archive ouverte pluridisciplinaire **HAL**, est destinée au dépôt et à la diffusion de documents scientifiques de niveau recherche, publiés ou non, émanant des établissements d'enseignement et de recherche français ou étrangers, des laboratoires publics ou privés.

DIRECT SEARCH FOR LIGHT GLUINOS*NA48 Collaboration***Abstract**

We present the results for a direct search for light gluinos through the appearance of $\eta \rightarrow 3\pi^0$ with high transverse momentum in the vacuum tank of the NA48 experiment at CERN. We find one event within a lifetime range of $10^{-9} - 10^{-3}$ s and another one between $10^{-10} - 10^{-9}$ s. Both events are consistent with the expected background from neutrons in the beam, produced by 450 GeV protons impinging on the Be targets, which interact with the residual air in the tank. From these data we give limits on the production of the hypothetical $g\tilde{g}$ bound state, the R^0 hadron, and its $R^0 \rightarrow \eta\tilde{\gamma}$ decay in the R^0 mass range between 1 and 5 GeV.

Submitted to Phys. Lett. B

V. Fanti, A. Lai, L. Musa¹⁾, D. Marras, A. Nappi
Dipartimento di Fisica dell'Università e Sezione dell'INFN di Cagliari, I-09100 Cagliari, Italy.

B. Hay, R.W. Moore²⁾, K.N. Moore²⁾, D.J. Munday, M.D. Needham, M.A. Parker,
T.O. White, S.A. Wotton
Cavendish Laboratory, University of Cambridge, Cambridge, CB3 0HE, U.K³⁾.

J. Andersen, G. Barr, G. Bocquet, J. Bremer, A. Ceccucci⁴⁾, D. Cundy, N. Doble, G. Fischer,
W. Funk, L. Gatignon, A. Gianoli, A. Gonidec, G. Govi, P. Grafström, W. Kubischta, S. Luitz,
G. Kessler, J.P. Matheys, A. Norton, S. Palestini⁴⁾, B. Panzer-Steindel, D. Schinzel,
H. Taureg, M. Velasco⁵⁾, O. Vossnack, H. Wahl, G. Wirrer
CERN, CH-1211 Geneva 23, Switzerland.

V. Kekelidze, A. Mestvirishvili, I. Potrebenikov, G. Tatichvili,
A. Tkatchev, A. Zinchenko
Joint Institute for Nuclear Research, Dubna, Russian Federation.

O. Boyle, V.J. Martin, I.G. Knowles, H.L.C. Parsons
*Department of Physics and Astronomy, University of Edinburgh, JCMB King's Buildings,
Mayfield Road, Edinburgh, EH9 3JZ, U.K³⁾.*

P. Dalpiaz, J. Duclos, P.L. Frabetti, M. Martini, F. Petrucci, M. Porcu, M. Savrié
Dipartimento di Fisica dell'Università e Sezione dell'INFN di Ferrara, I-44100 Ferrara, Italy.

A. Bizzeti, M. Calveti, G. Graziani, E. Iacopini, M. Lenti, A. Michetti
Dipartimento di Fisica dell'Università e Sezione dell'INFN di Firenze, I-50125 Firenze, Italy.

H.G. Becker, H. Blümer¹⁾, P. Buchholz⁶⁾, D. Coward⁷⁾, C. Ebersberger, H. Fox, A. Kalter,
K. Kleinknecht, U. Koch, L. Köpke, B. Renk, J. Scheidt, J. Schmidt, V. Schönharting,
I. Schué, R. Wilhelm, A. Winharting, M. Wittgen
Institut für Physik, Universität Mainz, D-55099 Mainz, Germany⁸⁾.

J.C. Chollet, S. Crépe, L. Iconomidou-Fayard, L. Fayard, J. Ocariz⁹⁾ G. Unal,
D. Vattolo, I. Wingerter
*Laboratoire de l'Accélérateur Linéaire, IN2P3-CNRS, Université de Paris-Sud,
F-91406 Orsay, France¹⁰⁾.*

G. Anzivino, P. Cenci, P. Lubrano, M. Pepe
Dipartimento di Fisica dell'Università e Sezione dell'INFN di Perugia, I-06100 Perugia, Italy.

¹⁾ Present address: CERN, CH-1211 Geneva 23, Switzerland.

²⁾ Present address: Physics-Astronomy Building, Michigan State University, East Lansing, MI 48824 U.S.A.

³⁾ Funded by the U.K. Particle Physics and Astronomy Research Council.

⁴⁾ Permanent address: Dipartimento di Fisica Sperimentale dell'Università e Sezione dell'INFN di Torino, I-10125 Torino, Italy.

⁵⁾ Corresponding author: mayda.velasco@cern.ch

⁶⁾ Present address: Institut für Physik, Universität Dortmund. D-44221 Dortmund, Germany.

⁷⁾ Present address: SLAC, Stanford, CA 94309, U.S.A.

⁸⁾ Funded by the German Federal Minister for Research and Technology (BMBF) under contract 7MZ18P(4)-TP2.

⁹⁾ Permanent address: Departamento de Física, Universidad de los Andes, Mérida 5101-A, Venezuela.

¹⁰⁾ Funded by Institut National de Physique des Particules et de Physique Nucléaire (IN2P3), France.

B. Gorini¹⁾, P. Calafiura, R. Carosi, C. Cerri, M. Cirilli, F. Costantini, R. Fantechi, S. Giudici,
I. Mannelli, V. Marzulli, G. Pierazzini, M. Sozzi
Dipartimento di Fisica, Scuola Normale Superiore e Sezione INFN di Pisa, I-56100 Pisa, Italy.

J.B. Cheze, J. Cogan, M. De Beer, P. Debu, A. Formica, R. Granier-De-Cassagnac,
P. Hristov¹¹⁾, E. Mazzucato, B. Peyaud, S. Schanne, R. Turlay, B. Vallage
DSM/DAPNIA - CEA Saclay, F-91191 Gif-sur-Yvette, France.

I. Augustin, M. Bender, M. Holder, M. Ziolkowski
Fachbereich Physik, Universität Siegen, D-57068 Siegen, Germany¹²⁾.

R. Arcidiacono, C. Biino, F. Marchetto, E. Menichetti
*Dipartimento di Fisica Sperimentale dell'Università e Sezione dell'INFN di Torino,
I-10125 Torino, Italy.*

J. Nassalski, E. Rondio, M. Szleper, W. Wislicki, S. Wronka
*Soltan Institute for Nuclear Studies, Laboratory for High Energy Physics,
PL-00-681 Warsaw, Poland¹³⁾.*

H. Dibon, M. Jeitler, M. Markytan, I. Mikulec, G. Neuhofer, M. Pernicka, A. Taurok
*Österreichische Akademie der Wissenschaften, Institut für Hochenergiephysik,
A-1050 Wien, Austria.*

¹¹⁾ Permanent address: Joint Institute for Nuclear Research, Dubna, Russian Federation.

¹²⁾ Funded by the German Federal Minister for Research and Technology (BMBF) under contract 056SI74.

¹³⁾ Funded by the Committee for Scientific Research (KBN), grant 2 P03B07615.

Recent theoretical work [1, 2] has proposed a class of supersymmetric models in which the gluino (\tilde{g}) and the photino ($\tilde{\gamma}$) are expected to have small masses and the photino is stable and an ideal candidate for dark matter. In such models there is a hypothetical spin-1/2 gluon-gluino ($g\tilde{g}$) bound state, the R^0 hadron. This strongly interacting particle is expected to have a mass of a few GeV and a lifetime between 10^{-10} and 10^{-6} seconds. For these reasons the NA48 experiment [3] (see Fig. 1), designed to measure the CP violation parameter $\Re(\epsilon'/\epsilon)$ using high intensity K_L and K_S beams, is a suitable experiment to look for R^0 's produced by a 450 GeV proton beam impinging on a Be target.

We have searched for $R^0 \rightarrow \eta\tilde{\gamma}$ through the appearance of $\eta \rightarrow 3\pi^0$ with high transverse momentum in the decay volume of this experiment, under the assumption that the $\tilde{\gamma}$ is not detectable. Neutral kaons do not decay into η 's because they are 50 MeV heavier, therefore η 's are not expected to be found in decay volume of this experiment. The data were collected in about 3 weeks of data taking during 1997.

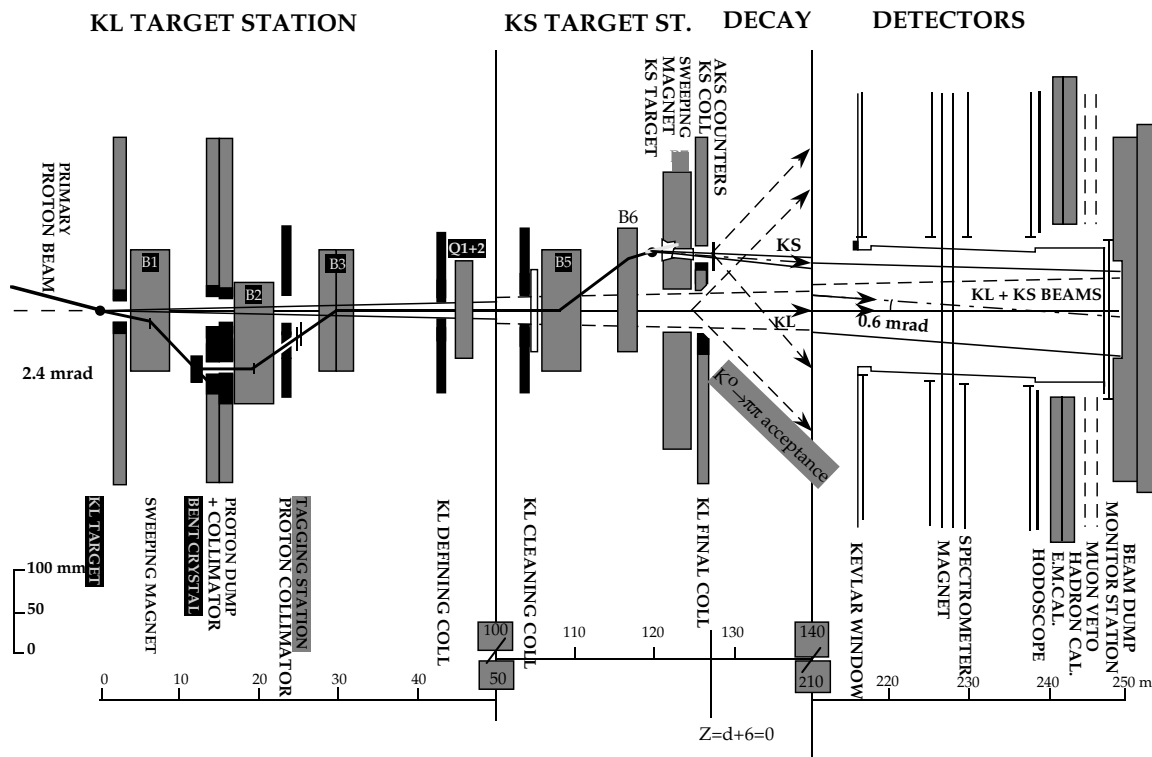


Figure 1: Schematic drawing of the NA48 beamline and detector. In this detector photons are identified with a high resolution liquid krypton electromagnetic calorimeter. Extra photon activity is detected by a set of anti-counters located along the vacuum tank. Also shown is the charged spectrometer consisting of a magnet and wire chamber planes, complemented by a muon veto system, a hadronic calorimeter, and hodoscope triggering planes. See text for the definition of the longitudinal vertex position, d .

As shown in Fig. 1, the NA48 experiment has two nearly collinear K_S and K_L beams which operate concurrently [4]. The beams are produced from 1.1×10^{12} and 3.4×10^7 protons impinging on the 40 cm long K_L and K_S Be targets, respectively, every 14.4 seconds

in a burst that is 2.4 seconds long. Decays occurring in the K_S and K_L beamline are distinguished by a tagging scintillator hodoscope which is positioned in the proton beam producing the K_S beam by measuring the time of flight between the tagging scintillator hodoscope and the main detector. This dual beamline design offers a wide lifetime range ($10^{-10} - 10^{-3}$ s) in the R^0 search.

A dedicated trigger derived from the ϵ'/ϵ neutral trigger, based on the liquid krypton electromagnetic calorimeter (LKr)[5] information, was implemented in order to select $3\pi^0$ events with high transverse momentum (high- P_T). The complete ‘neutral’ trigger system is described in [6]. The high- P_T trigger decision was based on the calculated total electromagnetic energy E_{LKr} , the first moment of the energy m_1 , the energy center-of-gravity COG, and the number of clusters in each projection. These quantities are calculated from:

$$E_{\text{LKr}} = 0.5 \times (m_{0x} + m_{0y}) , \quad m_1 = \sqrt{m_{1x}^2 + m_{1y}^2} , \quad \text{COG} = m_1 / E_{\text{LKr}} ,$$

where $m_{0x} = \sum_i E_i$, $m_{0y} = \sum_j E_j$, $m_{1x} = \sum_i x_i E_i$, $m_{1y} = \sum_j y_j E_j$, are the calculated moments in each projection, and the i and j indices denote summation over energies and position of the vertical (x-projection) and horizontal (y-projection) strips of the LKr calorimeter. The point ($x = 0, y = 0$) is defined at the center of the calorimeter. The resulting high- P_T trigger had a high background rejection power with losses less than 25% of the geometrically accepted signal. This was achieved by requiring $E_{\text{LKr}} \geq 40$ GeV, $m_1 \geq 1500$ GeV cm, $\text{COG} \geq 20$ cm, and four or more distinguishable clusters in at least one of the two projections. The COG requirement limits the transverse momentum to more than 0.15 GeV for η s of momentum greater than 75 GeV, while the first moment requirement rejects backgrounds from $K_L \rightarrow 3\pi^0$'s, where some of the photons escape detection. The largest measured loss (15%) for fully contained events is due to the overlapping of clusters in both projections. For the final trigger to be issued, the neutral trigger signal required to be in anti-coincidence with the muon veto and the ring-shape array of photon detectors appearing as ‘‘anti-counters’’ in Fig. 1. The high- P_T trigger was downscaled by a factor of two. The resulting trigger rate was below 100 triggers/burst out of a total of 13,000 triggers/burst handled by the data acquisition system during the data taking using 1.5×10^{12} protons/burst on the K_L target.

The six photons in an event are used to reconstruct three π^0 's that have to come from a common vertex. The photons must have energies above 2 GeV, a time difference between them which is smaller than 1.5 ns, to be within the defined LKr fiducial volume, and to have no track in the drift chambers. In addition, it is required that there is no activity in the hadronic calorimeter and that the energy of the η 's is greater than 95 GeV. The reconstructed π^0 masses, $m_i(d)$, are used as constraints in a fit to minimize the χ^2 as a function of the longitudinal vertex position, d , without an assumption on the mass of the parent particle, that is, $\chi^2(d) = \sum_{i=1}^3 (m_{\pi^0} - m_i(d))^2 / \sigma_i^2$. The typical error on the π^0 mass σ_i is around 1.2 MeV. We will set a mass window ± 6 MeV wide, which corresponds to approximately $\pm 3\sigma$ for $3\pi^0$ events. The $\chi^2(d)$ was required to be smaller than 8, which corresponds to a confidence level (CL) larger than 98.2%.

The masses of the selected high- P_T events are shown in Fig. 2 as a function of the best fit longitudinal vertex position. We find 152 $K_L \rightarrow 3\pi^0$ events and 31 $\eta \rightarrow 3\pi^0$ events in the d -region between -300 and 9600 m. The integrated beam corresponds to 1.2×10^{17} and 2.1×10^{12} protons impinging on the K_L and K_S targets, respectively. The COG distribution for the $K_L \rightarrow 3\pi^0$ events is consistent with simulations made for elastic and quasi-elastic interactions in the AKS and beam cleaning collimators shown in Fig. 3.

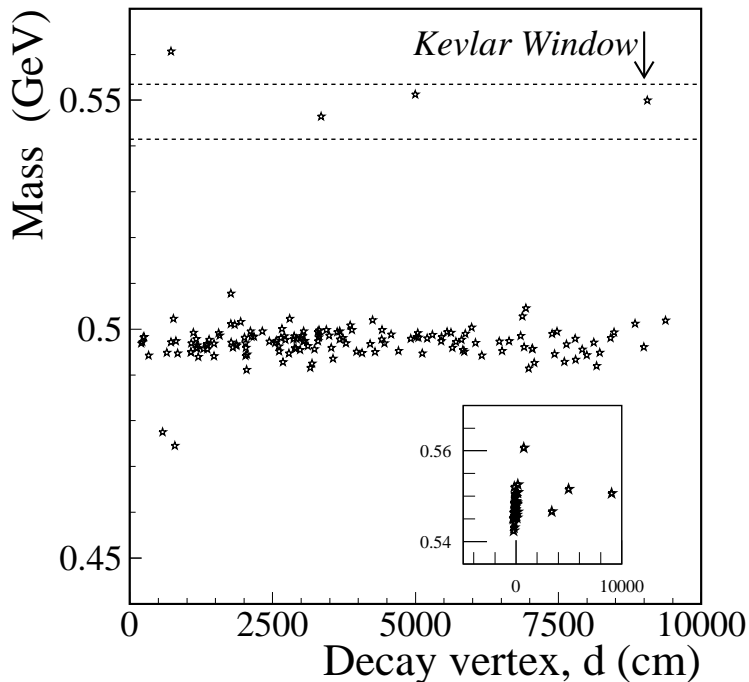


Figure 2: Reconstructed high transverse momentum K_L and η particle decays into $3\pi^0$ in the vacuum region. The two horizontal lines define the mass window for η candidates. The inserted plot includes the η events produced by beam interactions in elements of the beamline (see Fig. 3- 4) before the allowed fiducial decay volume.

Since the η has a very short lifetime, its decay vertex practically coincides with the position at which it was produced. Therefore, the expected R^0 signature is an η with high- P_T in the vacuum region right after the last collimators and the AKS counter. The fiducial region begins around 6 m downstream of the K_S target, and ends at around 96 m downstream at the Kevlar window, see Fig. 1. The vertex resolution for $\eta \rightarrow 3\pi^0$ events is about 70 cm. Therefore, in order to reduce the background from η 's produced in the collimators and the AKS counter, only events with a vertex which is at least 200 cm away from the AKS counter position were accepted. As shown in Fig. 2, there are three events that survive all the above cuts and they are in the mass window of ± 6 MeV. of the mass resolution for $3\pi^0$ events. The vertex of the most downstream event is consistent with the position of the Kevlar window, and therefore is excluded from the analysis. The two remaining events are identified as one particle coming from the K_L Be target and the other one from the K_S Be target, by comparing the time of the event as defined by the LKr system and the K_S proton tagging system [7]. A time difference smaller than 1.5 ns is required for an association with the K_S target. We assign one event produced in the K_L beamline and the other one in the K_S beamline. The tagging system has an efficiency greater than 99.9%, but the rate of protons in the tagger is of the order of 30 MHz, which gives a probability greater than 10% of having an event from the K_L beamline identified as coming from the K_S due to an accidental coincidence.

The main background is due to diffractive neutron interactions in the remaining air

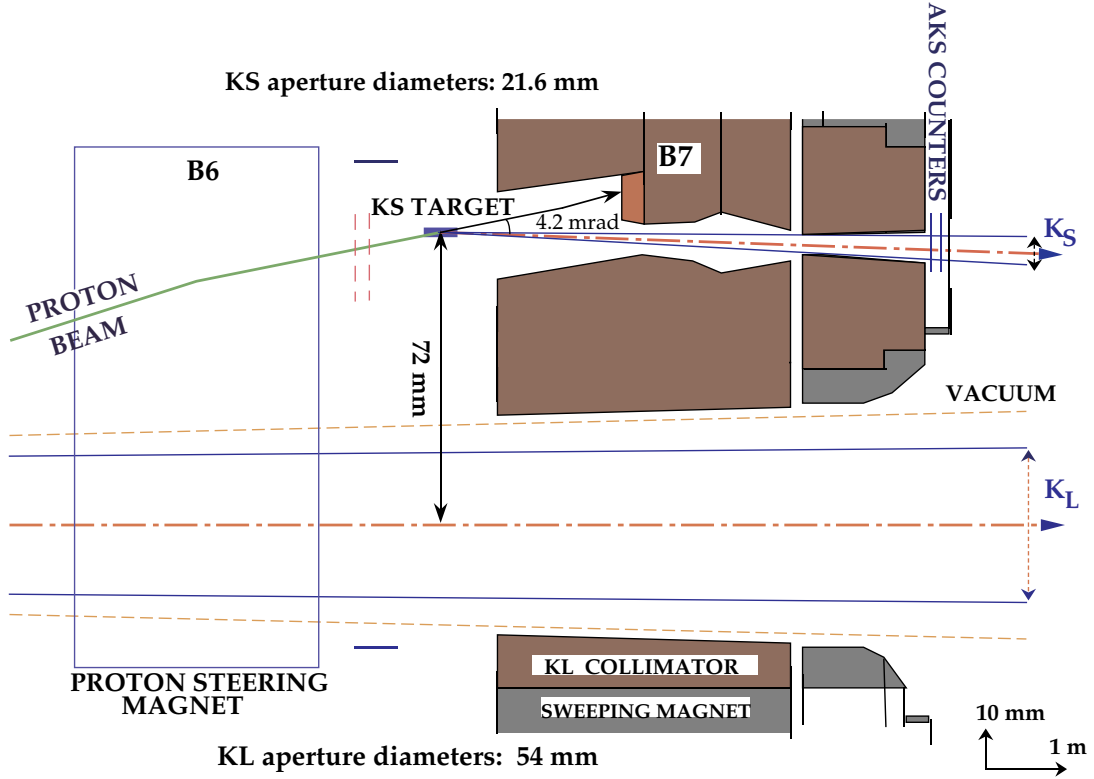


Figure 3: Schematic drawing of the last set of beam collimators for the K_S and K_L beamline.

in the $6-9 \times 10^{-5}$ mbar vacuum region. There are also about 10^9 photons/burst coming from the K_L beamline, but they do not contribute to the background because their mean energy is only 30 GeV. The expected mean energy for the neutrons in the K_L and K_S beamlines is around 190 GeV and 100 GeV, and the expected rates are 2×10^8 and 1.5×10^4 per burst, respectively.

The background estimates are based on a special run taken with a charged 75 GeV pion beam where $\pi^- N \rightarrow \eta X$ events were recorded, and where $\sigma(\pi^- N \rightarrow \eta X)$ was measured from eight hours of data taking in which 10^7 pions/burst hit a 6 cm thick CH_2 -target at the nominal SPS cycle time. In these data only $\eta \rightarrow 3\pi^0$ events with η energies above 95 GeV had trigger requirements similar to those of the high- P_T $3\pi^0$ trigger. For this reason, as already mentioned a minimum energy requirement of 95 GeV in the analysis was applied for the events shown in Fig. 2. However, we do not see additional high- P_T η events if this requirement is relaxed.

The estimates for high- P_T η production in interactions of neutrons in the vacuum tank are found from the ratios of cross sections $\sigma(\pi^- N \rightarrow \eta X)/\sigma(nN \rightarrow \eta X)$. We find that our sample should contain about 0.4 and $1.0 \times (10^{-5})$ η 's in the K_L and the K_S beamline, respectively. The background estimates for the K_S beamline can be cross checked using the η events produced in the collimators and the 2 mm Iridium crystal (AKS) [8]. The AKS is located around 6 m after the K_S target, and is used to detect K_S decaying before this point. As shown in the inserted plot in Fig. 2 and in more detail in Fig.4, there are 31 events produced in the region of the AKS and collimators. According to the tagging system 13 of them are in the K_S beamline which implies an expected background of 0.4×10^{-5} η events produced by all particles in that beamline. This is consistent with the πN estimates.

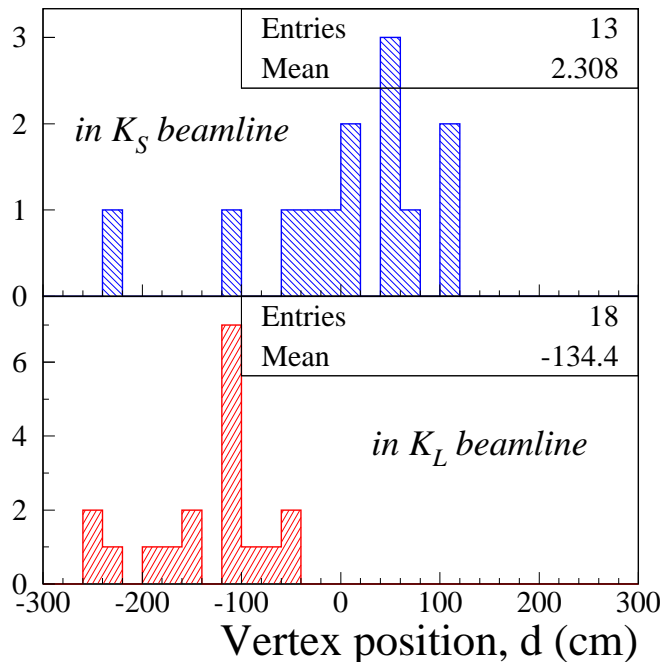


Figure 4: Vertex distribution for η particles produced in the beam collimators region, see Fig. 3. Based on the vertex position, we can conclude that most of the events coming from the K_S beamline were produced at the AKS. As in the analysis, the zero vertex position is defined at the location of the AKS Iridium crystal.

As discussed above, there is a 10% probability that an event produced in the K_L beamline is assigned to the K_S instead, and a 40% probability of having an η event in our data sample that was produced by neutrons in the K_L beamline. As a consequence, the probability of having two K_L events and that one of them is tagged as from the K_S beamline is 1.2%. Therefore, we conclude that all events, both in the K_S and the K_L beamline, are consistent with background expectation.

As shown in Fig. 5, the detector acceptance for $\eta \rightarrow 3\pi^0$ ($BR \simeq 32\%$) events produced from $R^0 \rightarrow \eta\tilde{\gamma}$ decaying within the fiducial volume, shows a strong dependence on the mass ratio between the R^0 and the $\tilde{\gamma}$, $r = m_{R^0}/m_{\tilde{\gamma}}$. At long lifetimes and/or for $r - 1 \gg m_\eta/m_{\tilde{\gamma}}$ the acceptance becomes almost independent of r . We have assumed that the R^0 energy spectrum is the same as that of Λ production measured by this experiment [9]. The sensitivity to the energy spectrum is weak, and it is seen only at short lifetimes, where the sensitivity drops very quickly as a function of R^0 mass.

The angular acceptance in the K_L and the K_S beamline is 0.15 and 0.375 mrad, respectively. The maximum difference in the angular acceptance between neutral kaons and $\pi^\pm, K^\pm, p, \bar{p}$ was found using the results from Ref. [10] and used as an upper estimate of the expected difference in ‘collimator’ acceptance between R^0 and neutral kaons. We concluded that the R^0 ‘collimator’ acceptance will be smaller than that of kaons by about 4% and 23% in the K_L and the K_S beamline, respectively.

The expected interaction rate for $R^0 N$ is expected to be between 10% to 100% of

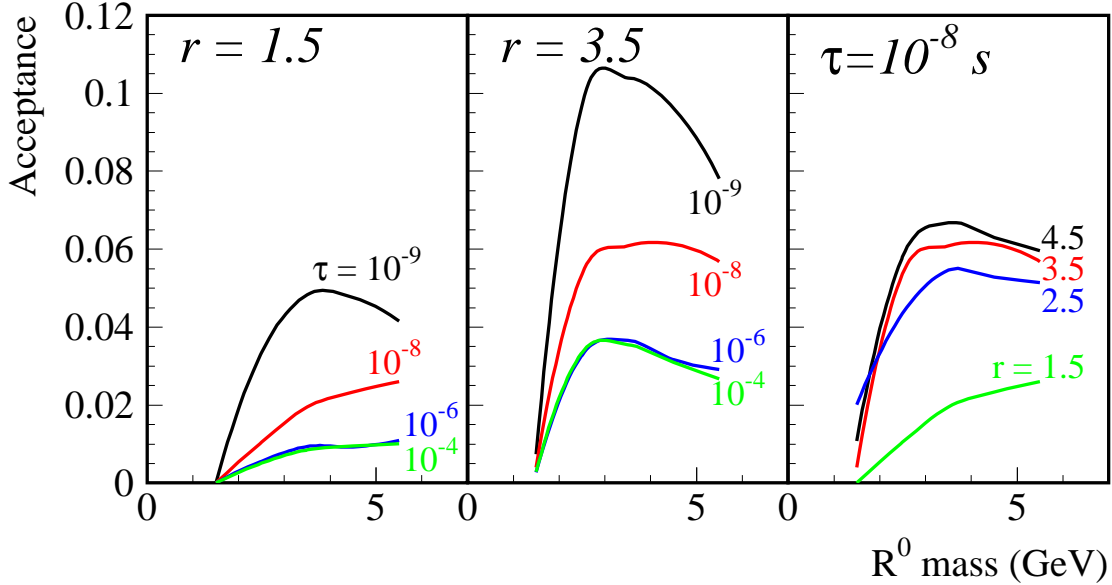


Figure 5: Total selection efficiency for several values of the mass ratio $r=m_{R^0}/m_{\tilde{\gamma}}$ and R^0 lifetime as a function of the R^0 mass.

the pN cross section [11]. This means that the ratio of the absorption probabilities in the Be target of R^0 and kaons can be between 0.75 and 1.

It is more conservative to not apply a background subtraction, but to evaluate the limits based on one signal event in each beam. In addition, it is assumed that the branching ratio of $R^0 \rightarrow \eta\tilde{\gamma}$ is equal to 100%. After taking all the above in consideration and since most of our data comes from the K_L beamline, we first consider the ration of R^0 and K_L fluxes. The resulting limits on the flux ratio between $R^0 \rightarrow \eta\tilde{\gamma}$ and K_L production at a 95% CL are shown in Fig.6 (a)-(b). The fall-off in the sensitivity for small R^0 mass on the left side of plot (a) is due to the loss in phase space for the η to be produced, while the drop in the right side in (b) is due to the decrease in detected events as the lifetime increases.

The numbers of expected K_L and K_S at the exit of the last collimator are 2×10^7 and 2×10^2 , respectively. This means that there are also enough protons in the K_S target in order to improve the limits at low lifetimes. The K_S data gives an upper bound of 10^{-5} and 10^{-4} for $r = 2.5$ and $r = 1.3$, respectively, based on one event.

These results can be summarized for $r = 2.2$ by plotting the contours of the upper limits at 95% CL. These are shown in Fig. 7 where they are compared with the best limit at 90% CL from the direct search for $R^0 \rightarrow \pi^+\pi^-\tilde{\gamma}$ by the KTeV Collaboration [12]. The two searches are complementary and not necessarily comparable because of the different decay modes. Both analyses show their results by setting the indicated branching ratio

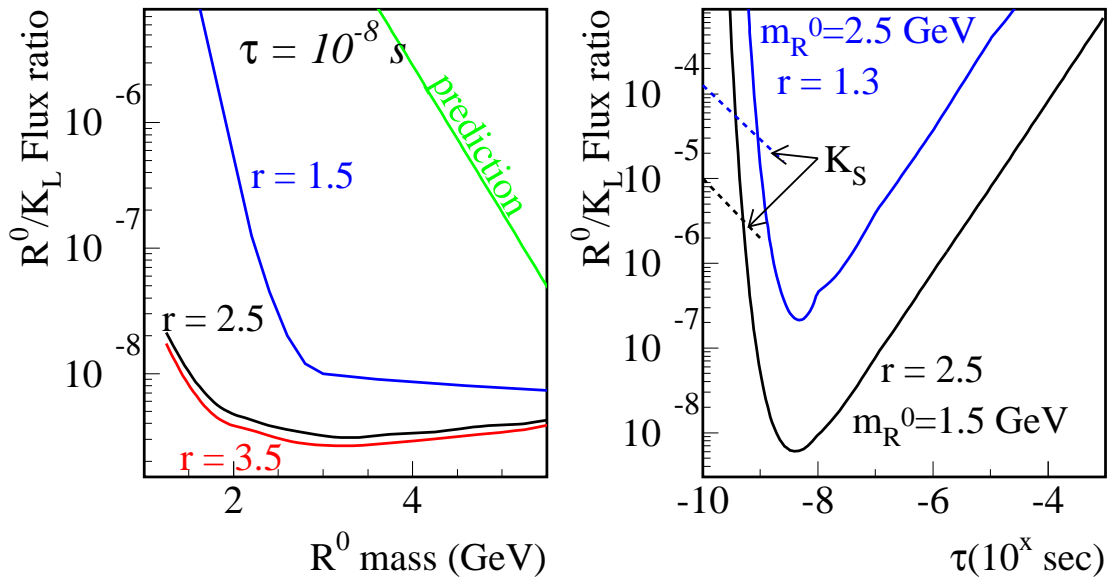


Figure 6: Upper limits at 95% confidence level on the flux ratio of R^0 and K_L production in p^+ -Be interactions assuming a 100% branching ratio for this decay mode. A small improvement in the exclusion at small lifetime is obtained from K_S events.

equal to 100%. The two-body R^0 decays are suppressed due to approximate C invariance in SUSY QCD [2], while the three-body decays are not. The π^0 , η and R^0 have $C = +1$, while $C = -1$ for photinos. Nevertheless, our limits on the R^0/K_L flux ratio are stringent on the R^0 production even if the branching ratio of $R^0 \rightarrow \eta\tilde{\gamma}$ is of the order of 10^{-2} .

Though R^0 production cross sections are quite model dependent, and the theoretical uncertainties in the estimates of the R^0 branching ratio into $R^0 \rightarrow \eta\tilde{\gamma}$ and the productions cross sections of R^0 's are rather large. Nevertheless, the available perturbative QCD calculations [13] imply that the R^0/K_L flux ratio goes as $0.14e^{-2.7m_{R^0}}$. This implies that R^0 's with low mass are excluded by these results even if the branching ratio for $R^0 \rightarrow \eta\tilde{\gamma}$ is at the level of 1%, as shown in Fig. 7 for an R^0 lifetime of 10^{-8} .

In conclusion, limits are given on the upper values for the R^0/K_L flux ratio in a region of R^0 mass and lifetime between 1-5 GeV and $10^{-10} - 10^{-3}$ seconds, respectively. As shown in Fig. 6, depending on the value for the branching ratio of $R^0 \rightarrow \eta\tilde{\gamma}$, the 95% CL on the upper value on the R^0/K_L flux ratio could be as low as 6×10^{-9} for a R^0 with a mass of 1.5 GeV, a lifetime of 6×10^{-9} seconds and $r = 2.5$.

We would like to thank the technical staff of the participating Laboratories, Universities and affiliated computing centres for their efforts in the construction of the NA48 detector, their help in the operation of the experiment, and in the processing of the data. The Cambridge and Edinburgh groups thank the UK Particle Physics and Astronomy Research Council for financial support.

References

- [1] G. Farrar, Phys. Rev. **D51** , 3904 (1995).

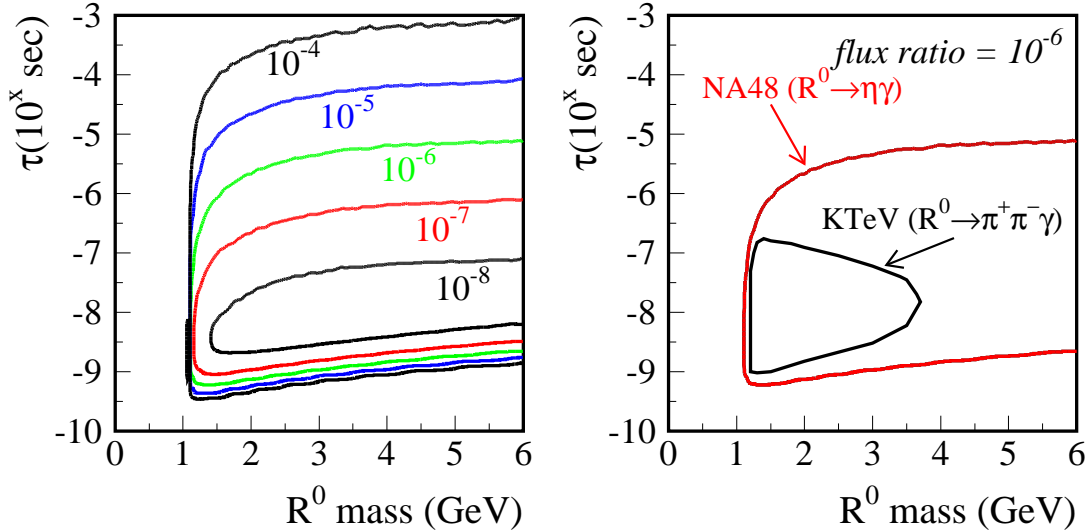


Figure 7: Upper limits at 95% CL on the flux ratio between R^0 and K_L production in p -Be interactions for $r=2.2$. The second plot shows the 10^{-6} contours limits given by the analysis presented here and by the KTeV collaboration. In both cases a 100% branching ratio in the analysed decay mode $R^0 \rightarrow \eta\tilde{\gamma}$ was assumed.

- [2] G. Farrar, Phys. Rev. Lett. **76**, 4111 (1996).
- [3] NA48 Collaboration, G. Barr, *et al.*, Proposal for a precision Measurement of ϵ'/ϵ in CP Violating $K^0 \rightarrow 2\pi$ Decays, CERN/SPSC/90-22 (1990).
- [4] C. Binno, N. Doble, L. Gatignon, P. Grafstrom, and H. Wahl, The simultaneous Long- and Short-lived neutral kaon beams for experiment NA48, CERN-SL-98-033 (EA).
- [5] NA48 Collaboration, G. Barr, *et al.*, Nucl. Instr. and Meth. A **370**, (1996) 413.
- [6] B. Gorini, *et al.*, IEEE Trans. Nucl. Sci. **45**, 1771-1775 (1998), G. Fischer, *et al.*, Presented to Vienna Wire Chamber Conference, 1998.
- [7] T. Beier, *et al.*, Nucl. Instr. and Meth. A **360**, (1995) 390-394.
- [8] C. Biino, Workshop on Channelling and Other Coherent Crystal Effects at Relativistic Energies, Aarhus, Denmark, July 10-14, 1995.
- [9] NA48 Collaboration, V. Fanti, *et al.*, A Measurement of the Transversal Polarization of Λ -Hyperons Produced in Inelastic pN -Reactions at 450 GeV Proton, submitted to Euro. Phys. Jour. **C**.
- [10] H.W. Atherton, *et al.*, CERN Yellow Report 80-07 (1980).
- [11] S. Nussinov, Phys. Rev. **D57**, 7006 (1998).
- [12] KTeV Collaboration, J. Adams, Phys. Rev. Lett. **79**, 4083 (1997).
- [13] S. Dawson, E. Eichten, and C. Quigg, Phys. Rev. D **37**, 1581(1985); C. Quigg, (private communication); S.V. Somalwar, (private communication).