

## Energy Flow and Rapidity Gaps Between Jets in Photoproduction at HERA

C. Adloff, V. Andreev, B. Andrieu, T. Anthonis, V. Arkadov, A.  
Astvatsatourov, A. Babaev, J. Bahr, P. Baranov, E. Barrelet, et al.

► **To cite this version:**

C. Adloff, V. Andreev, B. Andrieu, T. Anthonis, V. Arkadov, et al.. Energy Flow and Rapidity Gaps Between Jets in Photoproduction at HERA. European Physical Journal C: Particles and Fields, Springer Verlag (Germany), 2002, 24, pp.517-527. in2p3-00012240

**HAL Id: in2p3-00012240**

**<http://hal.in2p3.fr/in2p3-00012240>**

Submitted on 10 Jan 2003

**HAL** is a multi-disciplinary open access archive for the deposit and dissemination of scientific research documents, whether they are published or not. The documents may come from teaching and research institutions in France or abroad, or from public or private research centers.

L'archive ouverte pluridisciplinaire **HAL**, est destinée au dépôt et à la diffusion de documents scientifiques de niveau recherche, publiés ou non, émanant des établissements d'enseignement et de recherche français ou étrangers, des laboratoires publics ou privés.

# Energy Flow and Rapidity Gaps Between Jets in Photoproduction at HERA

H1 Collaboration

## Abstract

Dijet events in photon-proton collisions in which there is a large pseudorapidity separation  $\Delta\eta > 2.5$  between the two highest  $E_T$  jets are studied with the H1 detector at HERA. The inclusive dijet cross sections are measured as functions of the longitudinal momentum fractions of the proton and photon which participate in the production of the jets,  $x_p^{jets}$  and  $x_\gamma^{jets}$  respectively,  $\Delta\eta$ , the pseudorapidity separation between the two highest  $E_T$  jets, and  $E_T^{gap}$ , the total summed transverse energy between the jets. Rapidity gap events are defined as events in which  $E_T^{gap}$  is less than  $E_T^{cut}$ , for  $E_T^{cut}$  varied between 0.5 and 2.0 GeV. The fraction of dijet events with a rapidity gap is measured differentially in  $\Delta\eta$ ,  $x_p^{jets}$  and  $x_\gamma^{jets}$ . An excess of events with rapidity gaps at low values of  $E_T^{cut}$  is observed above the expectation from standard photoproduction processes. This excess can be explained by the exchange of a strongly interacting colour singlet object between the jets.

To be submitted to Eur. Phys. J.

C. Adloff<sup>33</sup>, V. Andreev<sup>24</sup>, B. Andrieu<sup>27</sup>, T. Anthonis<sup>4</sup>, V. Arkadov<sup>35</sup>, A. Astvatsatourov<sup>35</sup>,  
 A. Babaev<sup>23</sup>, J. Bähr<sup>35</sup>, P. Baranov<sup>24</sup>, E. Barrelet<sup>28</sup>, W. Bartel<sup>10</sup>, P. Bate<sup>21</sup>, J. Becker<sup>37</sup>,  
 A. Beglarian<sup>34</sup>, O. Behnke<sup>13</sup>, C. Beier<sup>14</sup>, A. Belousov<sup>24</sup>, T. Benisch<sup>10</sup>, Ch. Berger<sup>1</sup>,  
 T. Berndt<sup>14</sup>, J.C. Bizot<sup>26</sup>, J. Boehme<sup>10</sup>, V. Boudry<sup>27</sup>, W. Braunschweig<sup>1</sup>, V. Brisson<sup>26</sup>,  
 H.-B. Bröker<sup>2</sup>, D.P. Brown<sup>10</sup>, W. Brückner<sup>12</sup>, D. Bruncko<sup>16</sup>, J. Bürger<sup>10</sup>, F.W. Büsler<sup>11</sup>,  
 A. Bunyatyan<sup>12,34</sup>, A. Burrage<sup>18</sup>, G. Buschhorn<sup>25</sup>, L. Bystritskaya<sup>23</sup>, A.J. Campbell<sup>10</sup>,  
 J. Cao<sup>26</sup>, S. Caron<sup>1</sup>, F. Cassol-Brunner<sup>22</sup>, D. Clarke<sup>5</sup>, C. Collard<sup>4</sup>, J.G. Contreras<sup>7,41</sup>,  
 Y.R. Coppens<sup>3</sup>, J.A. Coughlan<sup>5</sup>, M.-C. Cousinou<sup>22</sup>, B.E. Cox<sup>21</sup>, G. Cozzika<sup>9</sup>, J. Cvach<sup>29</sup>,  
 J.B. Dainton<sup>18</sup>, W.D. Dau<sup>15</sup>, K. Daum<sup>33,39</sup>, M. Davidsson<sup>20</sup>, B. Delcourt<sup>26</sup>, N. Delerue<sup>22</sup>,  
 R. Demirchyan<sup>34</sup>, A. De Roeck<sup>10,43</sup>, E.A. De Wolf<sup>4</sup>, C. Diaconu<sup>22</sup>, J. Dingfelder<sup>13</sup>, P. Dixon<sup>19</sup>,  
 V. Dodonov<sup>12</sup>, J.D. Dowell<sup>3</sup>, A. Droutskoi<sup>23</sup>, A. Dubak<sup>25</sup>, C. Duprel<sup>2</sup>, G. Eckerlin<sup>10</sup>,  
 D. Eckstein<sup>35</sup>, V. Efremenko<sup>23</sup>, S. Egli<sup>32</sup>, R. Eichler<sup>36</sup>, F. Eisele<sup>13</sup>, E. Eisenhandler<sup>19</sup>,  
 M. Ellerbrock<sup>13</sup>, E. Elsen<sup>10</sup>, M. Erdmann<sup>10,40,e</sup>, W. Erdmann<sup>36</sup>, P.J.W. Faulkner<sup>3</sup>, L. Favart<sup>4</sup>,  
 A. Fedotov<sup>23</sup>, R. Felst<sup>10</sup>, J. Ferencei<sup>10</sup>, S. Ferron<sup>27</sup>, M. Fleischer<sup>10</sup>, Y.H. Fleming<sup>3</sup>, G. Flügge<sup>2</sup>,  
 A. Fomenko<sup>24</sup>, I. Foresti<sup>37</sup>, J. Formánek<sup>30</sup>, G. Franke<sup>10</sup>, E. Gabathuler<sup>18</sup>, K. Gabathuler<sup>32</sup>,  
 J. Garvey<sup>3</sup>, J. Gassner<sup>32</sup>, J. Gayler<sup>10</sup>, R. Gerhards<sup>10</sup>, C. Gerlich<sup>13</sup>, S. Ghazaryan<sup>4,34</sup>,  
 L. Goerlich<sup>6</sup>, N. Gogitidze<sup>24</sup>, C. Grab<sup>36</sup>, H. Grässler<sup>2</sup>, T. Greenshaw<sup>18</sup>, G. Grindhammer<sup>25</sup>,  
 T. Hadig<sup>13</sup>, D. Haidt<sup>10</sup>, L. Hajduk<sup>6</sup>, J. Haller<sup>13</sup>, W.J. Haynes<sup>5</sup>, B. Heinemann<sup>18</sup>,  
 G. Heinzelmann<sup>11</sup>, R.C.W. Henderson<sup>17</sup>, S. Hengstmann<sup>37</sup>, H. Henschel<sup>35</sup>, R. Heremans<sup>4</sup>,  
 G. Herrera<sup>7,44</sup>, I. Herynek<sup>29</sup>, M. Hildebrandt<sup>37</sup>, M. Hilgers<sup>36</sup>, K.H. Hiller<sup>35</sup>, J. Hladký<sup>29</sup>,  
 P. Höting<sup>2</sup>, D. Hoffmann<sup>22</sup>, R. Horisberger<sup>32</sup>, S. Hurling<sup>10</sup>, M. Ibbotson<sup>21</sup>, Ç. İşsever<sup>7</sup>,  
 M. Jacquet<sup>26</sup>, M. Jaffre<sup>26</sup>, L. Janauschek<sup>25</sup>, X. Janssen<sup>4</sup>, V. Jemanov<sup>11</sup>, L. Jönsson<sup>20</sup>,  
 C. Johnson<sup>3</sup>, D.P. Johnson<sup>4</sup>, M.A.S. Jones<sup>18</sup>, H. Jung<sup>20,10</sup>, D. Kant<sup>19</sup>, M. Kapichine<sup>8</sup>,  
 M. Karlsson<sup>20</sup>, O. Karschnick<sup>11</sup>, F. Keil<sup>14</sup>, N. Keller<sup>37</sup>, J. Kennedy<sup>18</sup>, I.R. Kenyon<sup>3</sup>,  
 S. Kermiche<sup>22</sup>, C. Kiesling<sup>25</sup>, P. Kjellberg<sup>20</sup>, M. Klein<sup>35</sup>, C. Kleinwort<sup>10</sup>, T. Kluge<sup>1</sup>,  
 G. Knies<sup>10</sup>, B. Koblitz<sup>25</sup>, S.D. Kolya<sup>21</sup>, V. Korbel<sup>10</sup>, P. Kostka<sup>35</sup>, S.K. Kotelnikov<sup>24</sup>,  
 R. Koutouev<sup>12</sup>, A. Koutov<sup>8</sup>, H. Krehbiel<sup>10</sup>, J. Kroseberg<sup>37</sup>, K. Krüger<sup>10</sup>, A. Küpper<sup>33</sup>,  
 T. Kuhr<sup>11</sup>, T. Kurča<sup>16</sup>, D. Lamb<sup>3</sup>, M.P.J. Landon<sup>19</sup>, W. Lange<sup>35</sup>, T. Laštovička<sup>35,30</sup>,  
 P. Laycock<sup>18</sup>, E. Lebailly<sup>26</sup>, A. Lebedev<sup>24</sup>, B. Leißner<sup>1</sup>, R. Lemrani<sup>10</sup>, V. Lendermann<sup>7</sup>,  
 S. Levonian<sup>10</sup>, M. Lindstroem<sup>20</sup>, B. List<sup>36</sup>, E. Lobodzinska<sup>10,6</sup>, B. Lobodzinski<sup>6,10</sup>,  
 A. Loginov<sup>23</sup>, N. Loktionova<sup>24</sup>, V. Lubimov<sup>23</sup>, S. Lüders<sup>36</sup>, D. Lüke<sup>7,10</sup>, L. Lytkin<sup>12</sup>,  
 H. Mahlke-Krüger<sup>10</sup>, N. Malden<sup>21</sup>, E. Malinovski<sup>24</sup>, I. Malinovski<sup>24</sup>, R. Maraček<sup>25</sup>,  
 P. Marage<sup>4</sup>, J. Marks<sup>13</sup>, R. Marshall<sup>21</sup>, H.-U. Martyn<sup>1</sup>, J. Martyniak<sup>6</sup>, S.J. Maxfield<sup>18</sup>,  
 D. Meer<sup>36</sup>, A. Mehta<sup>18</sup>, K. Meier<sup>14</sup>, A.B. Meyer<sup>11</sup>, H. Meyer<sup>33</sup>, J. Meyer<sup>10</sup>, P.-O. Meyer<sup>2</sup>,  
 S. Mikocki<sup>6</sup>, D. Milstead<sup>18</sup>, T. Mkrtchyan<sup>34</sup>, R. Mohr<sup>25</sup>, S. Mohrdieck<sup>11</sup>, M.N. Mondragon<sup>7</sup>,  
 F. Moreau<sup>27</sup>, A. Morozov<sup>8</sup>, J.V. Morris<sup>5</sup>, K. Müller<sup>37</sup>, P. Murín<sup>16,42</sup>, V. Nagovizin<sup>23</sup>,  
 B. Naroska<sup>11</sup>, J. Naumann<sup>7</sup>, Th. Naumann<sup>35</sup>, G. Nellen<sup>25</sup>, P.R. Newman<sup>3</sup>, T.C. Nicholls<sup>5</sup>,  
 F. Niebergall<sup>11</sup>, C. Niebuhr<sup>10</sup>, O. Nix<sup>14</sup>, G. Nowak<sup>6</sup>, J.E. Olsson<sup>10</sup>, D. Ozerov<sup>23</sup>, V. Panassik<sup>8</sup>,  
 C. Pascaud<sup>26</sup>, G.D. Patel<sup>18</sup>, M. Peez<sup>22</sup>, E. Perez<sup>9</sup>, J.P. Phillips<sup>18</sup>, D. Pitzl<sup>10</sup>, R. Pöschl<sup>26</sup>,  
 I. Potachnikova<sup>12</sup>, B. Povh<sup>12</sup>, G. Rädcl<sup>1</sup>, J. Rauschenberger<sup>11</sup>, P. Reimer<sup>29</sup>, B. Reisert<sup>25</sup>,  
 D. Reyna<sup>10</sup>, C. Risler<sup>25</sup>, E. Rizvi<sup>3</sup>, P. Robmann<sup>37</sup>, R. Roosen<sup>4</sup>, A. Rostovtsev<sup>23</sup>, S. Rusakov<sup>24</sup>,  
 K. Rybicki<sup>6</sup>, D.P.C. Sankey<sup>5</sup>, S. Schätzel<sup>13</sup>, J. Scheins<sup>1</sup>, F.-P. Schilling<sup>10</sup>, P. Schlepfer<sup>10</sup>,  
 D. Schmidt<sup>33</sup>, D. Schmidt<sup>10</sup>, S. Schmidt<sup>25</sup>, S. Schmitt<sup>10</sup>, M. Schneider<sup>22</sup>, L. Schoeffel<sup>9</sup>,  
 A. Schöning<sup>36</sup>, T. Schörner<sup>25</sup>, V. Schröder<sup>10</sup>, H.-C. Schultz-Coulon<sup>7</sup>, C. Schwanenberger<sup>10</sup>,  
 K. Sedlák<sup>29</sup>, F. Sefkow<sup>37</sup>, V. Shekelyan<sup>25</sup>, I. Sheviakov<sup>24</sup>, L.N. Shtarkov<sup>24</sup>, Y. Sirois<sup>27</sup>,  
 T. Sloan<sup>17</sup>, P. Smirnov<sup>24</sup>, Y. Soloviev<sup>24</sup>, D. South<sup>21</sup>, V. Spaskov<sup>8</sup>, A. Specka<sup>27</sup>, H. Spitzer<sup>11</sup>,

R. Stamen<sup>7</sup>, B. Stella<sup>31</sup>, J. Stiewe<sup>14</sup>, U. Straumann<sup>37</sup>, M. Swart<sup>14</sup>, M. Taševský<sup>29</sup>,  
 S. Tchetchelnitski<sup>23</sup>, G. Thompson<sup>19</sup>, P.D. Thompson<sup>3</sup>, N. Tobien<sup>10</sup>, D. Traynor<sup>19</sup>, P. Truöl<sup>37</sup>,  
 G. Tsipolitis<sup>10,38</sup>, I. Tsurin<sup>35</sup>, J. Turnau<sup>6</sup>, J.E. Turney<sup>19</sup>, E. Tzamariudaki<sup>25</sup>, S. Udluft<sup>25</sup>,  
 M. Urban<sup>37</sup>, A. Usik<sup>24</sup>, S. Valkár<sup>30</sup>, A. Valkárová<sup>30</sup>, C. Vallée<sup>22</sup>, P. Van Mechelen<sup>4</sup>,  
 S. Vassiliev<sup>8</sup>, Y. Vazdik<sup>24</sup>, A. Vichnevski<sup>8</sup>, K. Wacker<sup>7</sup>, J. Wagner<sup>10</sup>, R. Wallny<sup>37</sup>, B. Waugh<sup>21</sup>,  
 G. Weber<sup>11</sup>, M. Weber<sup>14</sup>, D. Wegener<sup>7</sup>, C. Werner<sup>13</sup>, M. Werner<sup>13</sup>, N. Werner<sup>37</sup>, M. Wessels<sup>1</sup>,  
 G. White<sup>17</sup>, S. Wiesand<sup>33</sup>, T. Wilksen<sup>10</sup>, M. Winde<sup>35</sup>, G.-G. Winter<sup>10</sup>, Ch. Wissing<sup>7</sup>,  
 M. Wobisch<sup>10</sup>, E.-E. Woehrling<sup>3</sup>, E. Wünsch<sup>10</sup>, A.C. Wyatt<sup>21</sup>, J. Žáček<sup>30</sup>, J. Zálešák<sup>30</sup>,  
 Z. Zhang<sup>26</sup>, A. Zhokin<sup>23</sup>, F. Zomer<sup>26</sup>, and M. zur Nedden<sup>10</sup>

<sup>1</sup> *I. Physikalisches Institut der RWTH, Aachen, Germany<sup>a</sup>*

<sup>2</sup> *III. Physikalisches Institut der RWTH, Aachen, Germany<sup>a</sup>*

<sup>3</sup> *School of Physics and Space Research, University of Birmingham, Birmingham, UK<sup>b</sup>*

<sup>4</sup> *Inter-University Institute for High Energies ULB-VUB, Brussels; Universiteit Antwerpen (UIA), Antwerpen; Belgium<sup>c</sup>*

<sup>5</sup> *Rutherford Appleton Laboratory, Chilton, Didcot, UK<sup>b</sup>*

<sup>6</sup> *Institute for Nuclear Physics, Cracow, Poland<sup>d</sup>*

<sup>7</sup> *Institut für Physik, Universität Dortmund, Dortmund, Germany<sup>a</sup>*

<sup>8</sup> *Joint Institute for Nuclear Research, Dubna, Russia*

<sup>9</sup> *CEA, DSM/DAPNIA, CE-Saclay, Gif-sur-Yvette, France*

<sup>10</sup> *DESY, Hamburg, Germany*

<sup>11</sup> *Institut für Experimentalphysik, Universität Hamburg, Hamburg, Germany<sup>a</sup>*

<sup>12</sup> *Max-Planck-Institut für Kernphysik, Heidelberg, Germany*

<sup>13</sup> *Physikalisches Institut, Universität Heidelberg, Heidelberg, Germany<sup>a</sup>*

<sup>14</sup> *Kirchhoff-Institut für Physik, Universität Heidelberg, Heidelberg, Germany<sup>a</sup>*

<sup>15</sup> *Institut für experimentelle und Angewandte Physik, Universität Kiel, Kiel, Germany*

<sup>16</sup> *Institute of Experimental Physics, Slovak Academy of Sciences, Košice, Slovak Republic<sup>e,f</sup>*

<sup>17</sup> *School of Physics and Chemistry, University of Lancaster, Lancaster, UK<sup>b</sup>*

<sup>18</sup> *Department of Physics, University of Liverpool, Liverpool, UK<sup>b</sup>*

<sup>19</sup> *Queen Mary and Westfield College, London, UK<sup>b</sup>*

<sup>20</sup> *Physics Department, University of Lund, Lund, Sweden<sup>g</sup>*

<sup>21</sup> *Physics Department, University of Manchester, Manchester, UK<sup>b</sup>*

<sup>22</sup> *CPPM, CNRS/IN2P3 - Univ Mediterranee, Marseille - France*

<sup>23</sup> *Institute for Theoretical and Experimental Physics, Moscow, Russia<sup>l</sup>*

<sup>24</sup> *Lebedev Physical Institute, Moscow, Russia<sup>e</sup>*

<sup>25</sup> *Max-Planck-Institut für Physik, München, Germany*

<sup>26</sup> *LAL, Université de Paris-Sud, IN2P3-CNRS, Orsay, France*

<sup>27</sup> *LPNHE, Ecole Polytechnique, IN2P3-CNRS, Palaiseau, France*

<sup>28</sup> *LPNHE, Universités Paris VI and VII, IN2P3-CNRS, Paris, France*

<sup>29</sup> *Institute of Physics, Academy of Sciences of the Czech Republic, Praha, Czech Republic<sup>e,i</sup>*

<sup>30</sup> *Faculty of Mathematics and Physics, Charles University, Praha, Czech Republic<sup>e,i</sup>*

<sup>31</sup> *Dipartimento di Fisica Università di Roma Tre and INFN Roma 3, Roma, Italy*

<sup>32</sup> *Paul Scherrer Institut, Villigen, Switzerland*

<sup>33</sup> *Fachbereich Physik, Bergische Universität Gesamthochschule Wuppertal, Wuppertal, Germany*

<sup>34</sup> *Yerevan Physics Institute, Yerevan, Armenia*

<sup>35</sup> DESY, Zeuthen, Germany

<sup>36</sup> Institut für Teilchenphysik, ETH, Zürich, Switzerland<sup>j</sup>

<sup>37</sup> Physik-Institut der Universität Zürich, Zürich, Switzerland<sup>j</sup>

<sup>38</sup> Also at Physics Department, National Technical University, Zografou Campus, GR-15773 Athens, Greece

<sup>39</sup> Also at Rechenzentrum, Bergische Universität Gesamthochschule Wuppertal, Germany

<sup>40</sup> Also at Institut für Experimentelle Kernphysik, Universität Karlsruhe, Karlsruhe, Germany

<sup>41</sup> Also at Dept. Fis. Ap. CINVESTAV, Mérida, Yucatán, México<sup>k</sup>

<sup>42</sup> Also at University of P.J. Šafárik, Košice, Slovak Republic

<sup>43</sup> Also at CERN, Geneva, Switzerland

<sup>44</sup> Also at Dept. Fis. CINVESTAV, México City, México<sup>k</sup>

<sup>a</sup> Supported by the Bundesministerium für Bildung und Forschung, FRG, under contract numbers 05 H1 1GUA /1, 05 H1 1PAA /1, 05 H1 1PAB /9, 05 H1 1PEA /6, 05 H1 1VHA /7 and 05 H1 1VHB /5

<sup>b</sup> Supported by the UK Particle Physics and Astronomy Research Council, and formerly by the UK Science and Engineering Research Council

<sup>c</sup> Supported by FNRS-FWO-Vlaanderen, IISN-IKW and IWT

<sup>d</sup> Partially Supported by the Polish State Committee for Scientific Research, grant no. 2P0310318 and SPUB/DESY/P03/DZ-1/99, and by the German Federal Ministry of Education and Science, Research and Technology (BMBF)

<sup>e</sup> Supported by the Deutsche Forschungsgemeinschaft

<sup>f</sup> Supported by VEGA SR grant no. 2/1169/2001

<sup>g</sup> Supported by the Swedish Natural Science Research Council

<sup>i</sup> Supported by the Ministry of Education of the Czech Republic under the projects INGO-LA116/2000 and LN00A006, by GAUK grant no 173/2000

<sup>j</sup> Supported by the Swiss National Science Foundation

<sup>k</sup> Supported by CONACyT

<sup>l</sup> Partially Supported by Russian Foundation for Basic Research, grant no. 00-15-96584

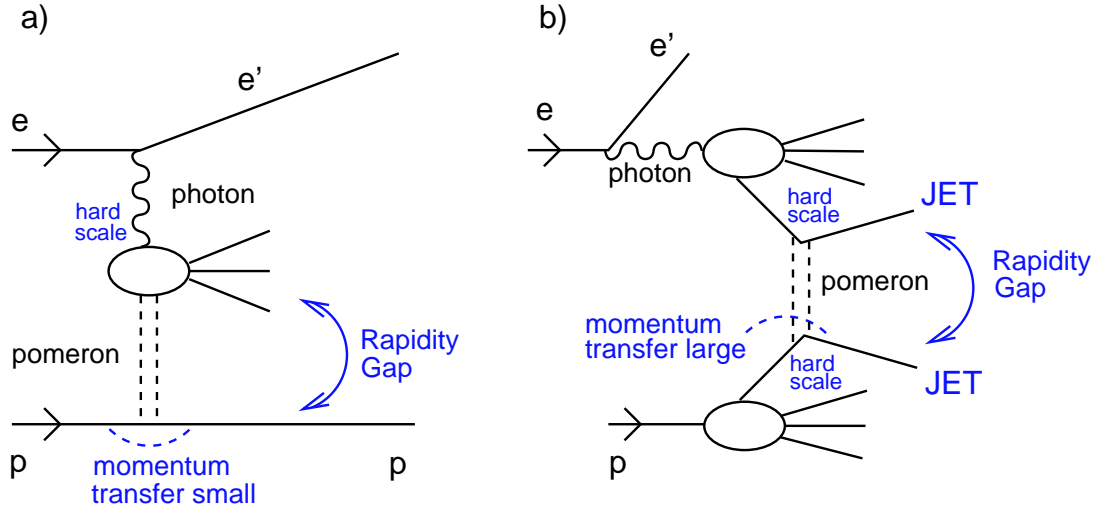


Figure 1: The diffractive deep inelastic scattering process (a) compared with the rapidity gaps between jets process (b) at HERA.

## 1 Introduction

Events with large rapidity gaps in the hadronic final state coupled with the presence of a hard scale have long been recognized as an ideal place to study the interplay between long and short distance physics [1]. Measurements of diffractive deep inelastic scattering at HERA [2, 3], for example, have led to a phenomenology which mixes the languages of perturbative quantum chromodynamics (QCD) and Regge theory. In this case the proton remains intact or dissociates into a low mass system: the momentum transfer across the gap is small. In other words there is no hard scale at the proton vertex (see figure 1(a)). A special class of events in which there is a large momentum transfer across the gap has been observed in proton - antiproton collisions at the Tevatron [4–9] and is the subject of this study. Such events are characterised by two high  $E_T$  jets in the final state separated by a large rapidity interval and little or no energy flow between the jets (see figure 1(b)). At such large momentum transfers the Regge-inspired phenomenology of diffractive deep inelastic scattering predicts cross sections that are orders of magnitude smaller than those measured. In a  $p\bar{p}$  collision, the process may be visualised as the hard scattering of one parton from each proton via the exchange of a strongly interacting colour singlet object, the “perturbative pomeron”. At HERA the ZEUS Collaboration observed this process in photoproduction events, in which a quasi real photon emitted from the incoming positron interacts with the proton [10]. The photon can interact either as a point-like object, which in leading order QCD is termed the direct process, or it can fluctuate into a hadronic state from which a parton can interact with a parton in the proton, the resolved process. In resolved events, parton - parton hard scattering via the exchange of a colour singlet object should be present, and it is one of the aims of this paper to search for these events.

It might be expected that the rate for such a process should be calculable using only perturbative methods, since the presence of a large momentum transfer ensures that the gap production mechanism is dominated by short distance physics [11]: the perturbative pomeron couples to individual partons. The presence of a rapidity gap together with the large rapidity separation

of the jets and large momentum transfer means that one is in a perturbatively calculable Regge limit of QCD, i.e.  $\hat{s} \gg -\hat{t} \gg \Lambda_{QCD}^2$ , where  $\hat{t}$  is the momentum transfer across the gap and  $\hat{s}$  is the parton - parton centre of mass energy. Calculations using the leading logarithmic approximation (LLA) of BFKL [12–14] have been performed [15, 16]. They have been found to describe an observed excess of dijet events with low levels of hadronic activity between the jets, over the expectation from standard QCD processes, at the Tevatron [16, 17]. The situation is complicated, however, by the possibility that interactions between spectator partons in the colliding hadrons can destroy the gap [18–21]. This introduces a potentially large non-perturbative component into such calculations, making absolute predictions of both rates and differential distributions problematic. It has been noted by several authors [17, 22, 23] that this problem can be avoided, and perturbative predictions are in principle possible, if a rapidity gap is defined in terms of the energy  $E_T^{gap} \gg \Lambda_{QCD}$  in the pseudorapidity region between the jets. It is the aim of this paper to search for dijet events with rapidity gaps in a way which will allow such theoretical calculations to be compared to the experimental data in the future. An alternative approach to BFKL calculations is offered by the Colour Evaporation Model, in which the gap formation mechanism itself is considered to be purely non-perturbative. This model has also been shown to describe the Tevatron and HERA data [24].

After a brief description of the H1 detector in section 2, the definition of a rapidity gap event and the selection of the event sample are discussed in section 3. The Monte Carlo models used to correct the data and to compare to the BFKL predictions for the rapidity gap production rates are described in section 4. In section 5 the data are presented, and the results are discussed in section 6.

## 2 The H1 Detector

A detailed description of the H1 apparatus can be found elsewhere [25]. The following briefly describes the detector components relevant to this analysis.

A liquid argon (LAr) calorimeter covers the range in polar angle  $4^\circ < \theta < 153^\circ$  ( $3.35 > \eta > -1.43$ ) with full azimuthal coverage<sup>1</sup>. The LAr calorimeter consists of an electromagnetic section with lead absorbers and a hadronic section with steel absorbers, of combined depth between 4.5 and 8 interaction lengths. Both sections are highly segmented in the transverse and longitudinal directions with about 44000 cells in total. The absolute hadronic energy scale is known to 4% for this analysis. The polar region  $153^\circ < \theta < 177.8^\circ$  ( $-1.43 > \eta > -3.95$ ) is covered by the SPACAL [26], a lead-scintillating fibre calorimeter with both electromagnetic and hadronic sections, with a combined depth of 2 interaction lengths. The hadronic energy scale uncertainty is presently 7%. Tracking information is provided by the two concentric drift chambers of the central tracker, covering the pseudo-rapidity range  $-1.5 < \eta < 1.5$ , which lie inside a 1.15 T solenoidal field.

The luminosity is measured from the reaction  $ep \rightarrow ep\gamma$  with two TlCl/TlBr crystal calorimeters [25], the electron and photon taggers, installed in the HERA tunnel. The electron tagger is located at  $z = -33$  m from the interaction point in the direction of the outgoing lepton beam and the photon tagger at  $z = -103$  m.

---

<sup>1</sup> $\theta$  is measured relative to the outgoing proton beam direction which defines the positive  $z$  axis and the forward direction. Pseudo-rapidity is defined as  $\eta = -\ln(\tan\theta/2)$ .

### 3 Event Selection and Kinematic Reconstruction

The data for this analysis were collected with the H1 detector during the 1996 running period, when HERA collided 27.6 GeV positrons with 820 GeV protons. An integrated luminosity of  $6.6 \text{ pb}^{-1}$  is used. Photoproduction events were selected by detecting the scattered positron in the electron tagger of the luminosity system. This restricts the virtuality of the photon to  $Q^2 < 0.01 \text{ GeV}^2$ . The photon-proton centre of mass energy was restricted to the range  $165 < W < 233 \text{ GeV}$  to avoid regions of low electron tagger acceptance.

Two triggers were used in the analysis, one based on tracking requirements in the central tracker, the other on energy in the electromagnetic section of the SPACAL calorimeter. The combined efficiency of the two triggers, was greater than 60% for all measured data points. Both triggers also required an electron to be detected in the electron tagger.

Hadronic final state objects were defined using a combination of tracking and calorimetric information. An algorithm was used which avoids the double counting of tracks and calorimeter clusters [27]. The inclusive  $k_{\perp}$  clustering algorithm was applied to the hadronic final state objects. The algorithm was run in the ‘covariant  $p_T$  scheme’ with the R parameter set to 1 [28, 29]. In this inclusive mode, the  $k_{\perp}$  algorithm merges every final state object in the event, excluding the scattered electron, uniquely into a list of massless jets, ordered in  $E_T$ . Events were kept if the two highest  $E_T$  jets in the event satisfied the following criteria:

$$E_T^{jet,1} > 6.0 \text{ GeV} \quad (1)$$

$$E_T^{jet,2} > 5.0 \text{ GeV} \quad (2)$$

$$\eta^{jet,1}, \eta^{jet,2} < 2.65 \quad (3)$$

$$2.5 < \Delta\eta \equiv |\eta^{jet,1} - \eta^{jet,2}| < 4.0 \quad (4)$$

The first two cuts are asymmetric to avoid regions in which NLO QCD predictions become unstable [30], in order to facilitate the comparison of the data with such calculations when they become available. The third cut ensures that the most forward jet is well contained within the LAr calorimeter. The fourth cut ensures a large jet-jet separation. No backward  $\eta$  cut on the jets was necessary, as the other kinematic cuts force the backward jet to be within the acceptance of the H1 detector.

The total transverse energy between the two highest  $E_T$  jets,  $E_T^{gap}$ , is defined as the sum of the energy of all jets whose pseudorapidities,  $\eta^{jet,i}$ , lie between their axes, i.e.

$$E_T^{gap} = \sum_{i>2} E_T^{jet,i}, \quad \eta_{forward}^{jet} > \eta^{jet,i} > \eta_{backward}^{jet}. \quad (5)$$

In addition to the kinematic variables defined above, two variables  $x_{\gamma}^{jets}$  and  $x_p^{jets}$  are defined as the fractional longitudinal momentum of the photon and proton participating in the production of the two highest  $E_T$  jets

$$x_{\gamma}^{jets} = \frac{\sum_{i=1,2} (E^{jet,i} - p_z^{jet,i})}{\sum_{obj} (E^{obj} - p_z^{obj})} \quad (6)$$

$$x_p^{jets} = \frac{\sum_{i=1,2} (E^{jet,i} + p_z^{jet,i})}{2E_p} \quad (7)$$

where  $E_p$  is the energy of the incoming proton and the sum in the denominator of the  $x_{\gamma}^{jets}$  calculation runs over all hadronic final state objects in the event, excluding the scattered electron.



Monte Carlo	$\alpha_s$	Proton PDF	$\gamma$ PDF	$P_T^{min}$ (GeV)	$P_T^{mp}$ (GeV)
PYTHIA 5.7	1-loop	GRV-LO [34]	GRV-LO [35]	2.2	1.5
HERWIG 6.1 + JIMMY	2-loop	GRV-LO	GRV-LO	1.8	1.8

Table 1: Monte Carlo parameters.

## 4 Monte Carlo simulations and data corrections

The PYTHIA 5.7 [31] and HERWIG 6.1 [32] Monte Carlo event generators were used to correct the data for detector acceptance and bin migration effects, and for model comparisons. Both generators simulate the direct and resolved production of dijets by quasi real photons. The hard scattering matrix elements are calculated to leading order, regulated by a cut-off,  $P_T^{min}$ . In addition to the primary hard scatter, both generators contain models to simulate the effects of multiple parton-parton interactions in a resolved photoproduction event. In PYTHIA, the probability to have several parton-parton collisions in a single event is modeled using the parton densities and the usual leading order matrix elements [31]. As for the primary hard scatter, the matrix elements are divergent and must be regulated by a cut-off,  $P_T^{mp}$ , which is the main free parameter in the model. This parameter was tuned to give the best description of the H1 data, after all kinematic cuts, used in this analysis<sup>2</sup>. In the case of HERWIG, multiple interactions were simulated by the JIMMY package [33]. The main free parameter in the HERWIG + JIMMY model is  $P_T^{mp}$ , as for PYTHIA, which in the current version of JIMMY must be set equal to  $P_T^{min}$ , the cut off for the matrix elements for the primary hard scatter. Again, this parameter was tuned to give the best description of the H1 data, after all kinematic cuts, used in this analysis. The settings of the above parameters and parton densities used in each of the Monte Carlo simulations are shown in table 1.

For both HERWIG and PYTHIA the direct and resolved photoproduction processes were generated separately and added together according to their generated cross sections. The overall normalisation of the PYTHIA sample was scaled by a factor of 0.7 in order to fit the measured inclusive dijet photoproduction cross sections, shown in figure 3. Similarly, the HERWIG sample was scaled by a factor of 1.2.

HERWIG incorporates the BFKL LLA colour singlet exchange cross section for the elastic scattering of two partons as computed by Mueller and Tang [15]. In the limit  $\Delta\eta \gg 1$  the cross section for quark - quark scattering may be approximated as<sup>3</sup>

$$\frac{d\sigma(qq \rightarrow qq)}{d\hat{t}} \approx (C_F\alpha_s)^4 \frac{2\pi^3}{\hat{t}^2} \frac{\exp(2\omega_0 y)}{(7\alpha_s C_A \zeta(3)y)^3} \quad (8)$$

where

$$y \equiv \Delta\eta = \ln \left( \frac{\hat{s}}{-\hat{t}} \right) \quad (9)$$

<sup>2</sup>The simplest multiple interaction model in PYTHIA was used, corresponding to setting switch MSTP(82)=1.

<sup>3</sup>We used a version of HERWIG in which the BFKL LLA colour singlet exchange cross section is valid for all  $\Delta\eta$  [17].

and

$$\omega_0 = C_A(4 \ln 2/\pi)\alpha_s. \quad (10)$$

Here,  $1 + \omega_0$  is the perturbative pomeron intercept,  $C_F = \frac{4}{3}$  is the usual colour factor for quark-quark scattering,  $C_A$  is the number of colours and  $\zeta$  is the Riemann  $\zeta$ -function. The values of  $\alpha_s$  in equations 8 and 10 are free parameters in the LLA, and are each chosen to be 0.18. This corresponds to a choice of pomeron intercept of 1.48.

BFKL pomeron exchange has not yet been implemented in PYTHIA. Colour singlet exchange events were modeled by high- $t$  photon exchange, with a scale factor of 1200 applied to the generated cross section. The reason for using this process is twofold; firstly, to obtain a sample of events from PYTHIA in which the hadronic final state is that of a colour singlet exchange process, for the purposes of detector acceptance and bin migration corrections. Secondly, the high- $t$  photon exchange process provides a useful way of ascertaining how sensitive the data are to the underlying dynamics of colour singlet exchange, since the dynamics of photon exchange are very different to those of BFKL pomeron exchange. This will be discussed further in section 5.

The PYTHIA Monte Carlo sample described above, including high- $t$  photon exchange, was passed through a full simulation of the H1 detector and used to correct the data for detector acceptance and bin migration effects. The scaled high- $t$  photon exchange sample was added to the scaled photoproduction sample to fit the measured excess of rapidity gap events. The data were also corrected using the HERWIG + BFKL sample, and the difference assigned as a systematic error. For the purposes of detector corrections, the BFKL sample was scaled by a factor of 0.8 and then added to the scaled photoproduction sample, again to fit the measured excess.

The transverse energy flow around the jet axes predicted by the HERWIG and PYTHIA generators is compared to the uncorrected data<sup>4</sup> in figure 2, for all events surviving the selection cuts described in section 3, after being passed through a complete simulation of the H1 detector. Both PYTHIA and HERWIG give a good description of the data both inside and outside the jets.

## 5 Results and Model Comparisons

The  $ep$  inclusive dijet cross sections, corrected for detector effects, in the kinematic range described in section 3, are given in table 2 and shown in figure 3. The cross sections are defined at the level of stable hadrons. The inner error bars show the statistical error and the outer error bars show the statistical and uncorrelated systematic errors added in quadrature. The dominant uncorrelated systematic errors arise from the uncertainty in the trigger efficiency ( $\sim 5\%$ ) and the model dependence of the Monte Carlo correction procedure ( $\sim 5\%$ ). The correlated systematic errors are shown as the solid band below the plots. The dominant error comes from the uncertainty in the hadronic energy scale of the LAr calorimeter. In all plots, the bin sizes are

<sup>4</sup>The  $\eta$  profile shows  $\delta\eta = \eta^{\text{bjet}} - \eta^{\text{jet}}$ , weighted by the object transverse energy, for objects within 1 radian in  $\phi$  of the centre of the jet. The  $\phi$  profile is similarly defined for objects within 1 unit of pseudorapidity of the jet centre.

chosen to keep the effects of migrations to an acceptable level. In figure 3 the HERWIG and PYTHIA Monte Carlo generator predictions are shown without additional colour singlet exchange components added.

Figure 3(a) shows the dijet cross section differential in  $E_T^{gap}$ . For  $E_T^{gap} < 0.5$  GeV there is a marked excess in the data over the prediction of both Monte Carlo generators although HERWIG predicts a larger cross section than PYTHIA. Figure 3(b) shows the dijet cross section differential in  $\Delta\eta$ . Both PYTHIA and HERWIG give reasonable descriptions of the shape of the distribution. In figure 3(c), the dijet cross section differential in  $x_\gamma^{jets}$  is plotted. Both generators fail to describe the shape of the  $x_\gamma^{jets}$  distribution. Figure 3(d) shows the dijet cross section differential in  $x_p^{jets}$ . The minimum kinematically accessible  $x_p^{jets}$  is set by the requirement that  $\Delta\eta > 2.5$ , i.e. the parton - parton centre of mass energy must be large<sup>5</sup>. Both HERWIG and PYTHIA describe the shape of the  $x_p^{jets}$  distribution well.

In order to look in more detail at the excess of events with low values of  $E_T^{gap}$  it is helpful to look at the gap fraction, primarily because the bulk of the systematic errors cancel. The gap fraction is formed by taking the ratio of the dijet cross section, with the additional requirement that  $E_T^{gap} < E_T^{cut}$ , to the inclusive dijet cross section, for  $E_T^{cut} = 0.5, 1.0, 1.5$  and  $2.0$  GeV. The motivations for choosing several different values of  $E_T^{cut}$  to define the gap fractions are primarily theoretical. As discussed in section 1, perturbative calculations of the gap fraction are possible if  $E_T^{cut}$  is chosen to be sufficiently large [22, 23], specifically  $\sqrt{-\hat{t}} \gg E_T^{cut} \gg \Lambda_{QCD}$ . Such calculations are able to predict the change in the gap fraction as  $E_T^{cut}$  is increased. The cross sections for events with  $E_T^{gap} < E_T^{cut}$  are given differentially in  $\Delta\eta$ ,  $x_\gamma^{jets}$  and  $x_p^{jets}$  in tables 3, 4 and 5 respectively, along with the associated gap fractions.

In figure 4(a) the gap fraction differential in  $\Delta\eta$  is shown for the 4 different choices of  $E_T^{cut}$ . Also shown are the predictions of HERWIG and PYTHIA. There is a clear excess over the PYTHIA prediction which persists up to the largest value of  $E_T^{cut}$  and increases with  $\Delta\eta$ . One would naively expect the gap fraction to fall exponentially with increasing  $\Delta\eta$  in the absence of a colour singlet exchange component, given the assumption that multiplicity fluctuations in the hadronic final state obey Poisson statistics. This expectation is borne out by the PYTHIA Monte Carlo. The data do not display this behaviour, and possibly rise in the highest  $\Delta\eta$  bin. This behaviour is indicative of the presence of a colour singlet exchange component in the data. The shape of the HERWIG distribution is much flatter than that of PYTHIA, and does not fall exponentially as  $\Delta\eta$  increases. HERWIG is closer to the data than PYTHIA, although at large  $\Delta\eta$  there is again a noticeable excess in the data for all  $E_T^{cut}$ . The difference between the HERWIG and PYTHIA predictions is due to the different models of hadronisation in the two generators: JETSET [31] in the case of PYTHIA, and the cluster fragmentation model in HERWIG [32]. At the level of parton showering, i.e. pre-hadronisation, both generators exhibit the expected exponential fall of the gap fraction with increasing  $\Delta\eta$ .

In figure 4(b) the gap fraction for  $E_T^{gap} < 1.0$  GeV is reproduced together with the predictions of HERWIG and PYTHIA with colour singlet exchange models added. In this and subsequent figures, the BFKL cross section was not scaled to fit the data. The normalisation was solely determined by the choice of  $\alpha_s = 0.18$  as described in section 4. The PYTHIA high- $|t|$  photon exchange prediction was scaled by a factor of 1200. It is worth repeating here that

---

<sup>5</sup>The parton level variables  $x_p$  and  $x_\gamma$  are correlated, since the rapidity separation between the outgoing partons  $y = \ln(x_p x_\gamma W^2 / -\hat{t})$ .

the PYTHIA model is not intended to be a candidate for the observed excess - it is not a strongly interacting process. The rationale behind including the curve is to test the sensitivity of the data to the underlying dynamics of the exchange. In particular, photons couple only to quarks, whereas a gluonic object such as the BFKL pomeron couples preferentially to gluons. As is evident from the figure, there is no significant difference in the shapes of the HERWIG and PYTHIA distributions: both models are compatible with the data.

In figure 5(a) the gap fraction is plotted differentially in  $x_\gamma^{jets}$ . For  $E_T^{gap} < 0.5$  GeV, there is an excess visible in the data for  $x_\gamma^{jets} < 0.75$  over the Monte Carlo predictions, although as noted above, HERWIG predicts a larger cross section at low values of  $E_T^{gap}$  than PYTHIA. The gap fraction rises significantly at high values of  $x_\gamma^{jets}$ . This effect is reproduced by both generators, and is due to the fact that, in leading order QCD, direct photoproduction events (high  $x_\gamma^{jets}$ ) have quark propagators between the outgoing partons associated with the jets, whilst the majority of resolved events (low  $x_\gamma^{jets}$ ) have gluon propagators. Quark exchange diagrams lead to a lower probability of radiation in the rapidity region between the jets than gluon exchange diagrams, and hence the gap fraction increases at large  $x_\gamma^{jets}$ .

In figure 5(b) the gap fraction for  $E_T^{gap} < 1.0$  GeV is reproduced together with the predictions of HERWIG and PYTHIA with colour singlet exchange models added. A better description of the gap fraction for  $x_\gamma^{jets} < 0.75$  is achieved for both models, but at the expense of too high a gap fraction at large  $x_\gamma^{jets}$ .

In figure 6(a) the gap fraction differential in  $x_p^{jets}$  is shown. Again, there is an excess over the PYTHIA prediction which persists up to the largest value of  $E_T^{cut}$ . In this case, the excess is present in all bins. The tendency for the data and Monte Carlo predictions to rise at low  $x_p^{jets}$  is due to the correlation between  $x_p^{jets}$  and  $x_\gamma^{jets}$ : for large  $\Delta\eta$ , small  $x_p^{jets}$  must be compensated by large  $x_\gamma^{jets}$ . The excess over HERWIG is less pronounced. In figure 6(b), the gap fraction for  $E_T^{gap} < 1.0$  GeV is replotted with the predictions of HERWIG and PYTHIA with colour singlet models added. Both models are able to describe the data.

## 6 Discussion

It is clear from the gap fractions presented in figures 4, 5 and 6 that there is a highly significant excess of events with low energy flow between the jets over that predicted by the PYTHIA generator before the addition of a colour singlet exchange model. The measurements also show an excess over the predictions of HERWIG, although the effect is less pronounced. The gap fraction in the range  $3.5 < \Delta\eta < 4.0$  for  $E_T^{gap} < 0.5$  GeV is approximately 10%. This provides the closest comparison with the result of the ZEUS Collaboration, who found a gap fraction of approximately 11% at  $\Delta\eta = 3.7$ , but in a slightly different kinematic range and with a different definition of a rapidity gap [10].

The large 4-momentum transfer across the rapidity gap forced by the selection of high transverse energy jets means that standard Regge inspired phenomenology cannot explain this excess. One particular solution to this discrepancy has been investigated here, namely the addition of a distinct hard colour singlet exchange component to the simulations. The two different models of the underlying dynamics of the colour singlet component considered here could not be

distinguished by the data. Whilst it is interesting that the LLA BFKL cross section is of the right order of magnitude to fit the data for a choice of  $\alpha_s = 0.18$ , there are significant uncertainties which make strong conclusions difficult to draw. Equation 8 has been derived using the leading logarithmic approximation of BFKL, and the higher order corrections at non-zero  $t$  are unknown at present. Even within the LLA, there are large uncertainties due to the choice of scales, the treatment of the running coupling (which has been treated as a fixed parameter in this analysis) and the contribution of higher conformal spin [16]. A further complication is introduced by the issue of rapidity gap survival; colour singlet exchange events will not necessarily all lead to rapidity gaps. This has not been taken into account in the BFKL predictions shown in this paper.

There is a large uncertainty in the knowledge of the gap formation probability in standard photoproduction processes; PYTHIA produces fewer gaps than HERWIG + the multiple interactions package JIMMY. This difference is primarily due to the different hadronisation models employed in the two generators. The predictions of PYTHIA, which exhibit an exponential fall of the gap fraction as  $\Delta\eta$  increases, are more in line with naive expectations, although there is no a priori reason to discount the cluster fragmentation model of HERWIG. Finally, even within a particular model, the gap formation probability is of course dependent upon the treatment of multiple interactions, although the requirement that the level of hadronic activity in the event matches the data, as shown in figure 2, provides some constraints.

## 7 Summary

Dijet events in photoproduction have been studied in which there is a large rapidity separation between the two highest  $E_T$  jets. The inclusive dijet cross sections have been measured as functions of the longitudinal momentum fractions of the photon and proton which participate in the production of the jets,  $x_\gamma^{jets}$  and  $x_p^{jets}$  respectively,  $\Delta\eta$ , the pseudorapidity separation between the two highest  $E_T$  jets, and  $E_T^{gap}$ , the total summed transverse energy between the jets. A significant excess of dijet events with small  $E_T^{gap}$  is observed for  $\Delta\eta > 2.5$  over that predicted by standard photoproduction models.

In order to investigate the excess, the dijet cross sections have been measured with the additional constraint that the transverse energy between the jets be less than 0.5, 1.0, 1.5 and 2.0 GeV. The ratios of these cross sections to the inclusive dijet cross sections, the gap fractions, are found to be reasonably well described with the addition of a colour singlet exchange component in the form of the LLA BFKL pomeron, although there is little sensitivity in the data to the underlying dynamics of the model.

## Acknowledgements

We thank Jeff Forshaw and Mike Seymour for many useful discussions and suggestions. We are grateful to the HERA machine group whose outstanding efforts have made and continue to make this experiment possible. We thank the engineers and technicians for their work in

constructing and now maintaining the H1 detector, our funding agencies for financial support, the DESY technical staff for continual assistance, and the DESY directorate for the hospitality which they extend to the non DESY members of the collaboration.

## References

- [1] See for example J. R. Forshaw and D. A. Ross, Cambridge UK Univ. Pr. (1997) 248 p. (Cambridge lecture notes in physics. 9) and references therein.
- [2] C. Adloff *et al.* [H1 Collaboration], Z. Phys. C **76** (1997) 613 [hep-ex/9708016].
- [3] J. Breitweg *et al.* [ZEUS Collaboration], Eur. Phys. J. C **6** (1999) 43 [hep-ex/9807010].
- [4] S. Abachi *et al.* [D0 Collaboration], Phys. Rev. Lett. **72** (1994) 2332.
- [5] S. Abachi *et al.* [D0 Collaboration], Phys. Rev. Lett. **76** (1996) 734 [hep-ex/9509013].
- [6] B. Abbott *et al.* [D0 Collaboration], Phys. Lett. B **440** (1998) 189 [hep-ex/9809016].
- [7] F. Abe *et al.* [CDF Collaboration], Phys. Rev. Lett. **74** (1995) 855.
- [8] F. Abe *et al.* [CDF Collaboration], Phys. Rev. Lett. **80** (1998) 1156.
- [9] F. Abe *et al.* [CDF Collaboration], Phys. Rev. Lett. **81** (1998) 5278.
- [10] M. Derrick *et al.* [ZEUS Collaboration], Phys. Lett. B **369** (1996) 55 [hep-ex/9510012].
- [11] J. R. Forshaw and P. J. Sutton, Eur. Phys. J. C **1** (1998) 285 [hep-ph/9703225].
- [12] E. A. Kuraev, L. N. Lipatov and V. S. Fadin, Sov. Phys. JETP **45** (1977) 199 [Zh. Eksp. Teor. Fiz. **72** (1977) 377].
- [13] I. I. Balitsky and L. N. Lipatov, Sov. J. Nucl. Phys. **28** (1978) 822. [Yad. Fiz. **28** (1978) 1597].
- [14] L. N. Lipatov, Sov. Phys. JETP **63** (1986) 904. [Zh. Eksp. Teor. Fiz. **90** (1986) 1536].
- [15] A. H. Mueller and W. K. Tang, Phys. Lett. B **284** (1992) 123.
- [16] R. Enberg, G. Ingelman and L. Motyka, Phys. Lett. B **524** (2002) 273 [hep-ph/0111090].
- [17] B. Cox, J. Forshaw and L. Lönnblad, JHEP **9910** (1999) 023 [hep-ph/9908464].
- [18] J. D. Bjorken, Phys. Rev. D **47** (1993) 101.
- [19] R.S. Fletcher and T. Stelzer, Phys. Rev. **D48** (1993) 5162.
- [20] E. Gotsman, E. Levin and U. Maor, Phys. Lett. B **438** (1998) 229 [hep-ph/9804404].
- [21] A. B. Kaidalov, V. A. Khoze, A. D. Martin and M. G. Ryskin, Eur. Phys. J. C **21** (2001) 521 [hep-ph/0105145].

- [22] G. Oderda and G. Sterman, [hep-ph/9910414].
- [23] G. Oderda, Phys. Rev. D **61** (2000) 014004 [hep-ph/9903240].
- [24] O. J. Eboli, E. M. Gregores and F. Halzen, Phys. Rev. D **61** (2000) 034003 [hep-ph/9908374].
- [25] I. Abt *et al.* [H1 Collaboration], Nucl. Instrum. Meth. A **386** (1997) 310 and 348.
- [26] H1 SPACAL group, R.D. Appuhn *et al.*, Nucl. Instr. and Meth. **A386** (1997) 397.
- [27] C. Adloff *et al.* [H1 Collaboration], Z. Phys. C **74** (1997) 221 [hep-ph/9702003].
- [28] S. D. Ellis and D. E. Soper, Phys. Rev. D **48** (1993) 3160 [hep-ph/9305266].
- [29] S. Catani, Y. L. Dokshitzer, M. H. Seymour and B. R. Webber, Nucl. Phys. B **406** (1993) 187.
- [30] S. Frixione and G. Ridolfi, Nucl. Phys. B **507** (1997) 315 [hep-ph/9707345].
- [31] T. Sjöstrand, with PYTHIA 5.7 and JETSET 7.4, Comput. Phys. Commun. **82** (1994) 74.
- [32] G. Marchesini, B. R. Webber, G. Abbiendi, I. G. Knowles, M. H. Seymour and L. Stanco, Comput. Phys. Commun. **67** (1992) 465.
- [33] J. M. Butterworth, J. R. Forshaw and M. H. Seymour, Z. Phys. C **72** (1996) 637 [hep-ph/9601371].
- [34] M. Glück, E. Reya and A. Vogt, Z. Phys. C **67** (1995) 433.
- [35] M. Glück, E. Reya and A. Vogt, Phys. Rev. D **46** (1992) 1973.

$x_\gamma^{jets}$	$d\sigma/dx_\gamma^{jets}$ (nb)	$\delta_{stat}$ (nb)	$\delta_{uncor}$ (nb)	$\delta_{corr}$ (nb)
0.30 - 0.60	1.29	0.03	0.19	0.28
0.60 - 0.75	2.27	0.06	0.16	0.41
0.75 - 0.90	2.53	0.07	0.29	0.31
0.90 - 1.00	0.68	0.05	0.07	0.07
$x_p^{jets}$	$d\sigma/dx_p^{jets}$ (nb)	$\delta_{stat}$ (nb)	$\delta_{uncor}$ (nb)	$\delta_{corr}$ (nb)
0.02 - 0.04	22.3	0.5	2.0	3.9
0.04 - 0.06	23.2	0.6	2.2	3.9
0.06 - 0.08	08.6	0.3	0.9	1.7
0.08 - 0.10	02.8	0.2	0.5	0.8
$\Delta\eta$	$d\sigma/d\Delta\eta$ (nb)	$\delta_{stat}$ (nb)	$\delta_{uncor}$ (nb)	$\delta_{corr}$ (nb)
2.5 - 2.8	1.72	0.04	0.14	0.28
2.8 - 3.1	1.16	0.03	0.09	0.21
3.1 - 3.5	0.67	0.02	0.08	0.13
3.5 - 4.0	0.17	0.01	0.02	0.03
$E_T^{gap}$ (GeV)	$d\sigma/dE_T^{gap}$ (nb/GeV)	$\delta_{stat}$ (nb/GeV)	$\delta_{uncor}$ (nb/GeV)	$\delta_{corr}$ (nb/GeV)
0.0 - 0.50	0.122	0.013	0.016	0.015
0.5 - 1.50	0.089	0.006	0.013	0.008
1.5 - 3.50	0.141	0.005	0.027	0.016
3.5 - 7.00	0.124	0.003	0.014	0.018
7.0 - 12.0	0.054	0.001	0.009	0.012

Table 2: The inclusive dijet cross sections differential in  $x_\gamma^{jets}$ ,  $x_p^{jets}$ ,  $\Delta\eta$  and  $E_T^{gap}$ . Also shown are the statistical error,  $\delta_{stat}$ , uncorrelated systematic error,  $\delta_{uncor}$ , and correlated systematic error,  $\delta_{corr}$ .



$E_T^{cut}$ (GeV)	$\Delta\eta$	$d\sigma/d\Delta\eta$ (nb)	$\delta_{stat}$ (nb)	$\delta_{uncor}$ (nb)	$\delta_{corr}$ (nb)	$f(\Delta\eta)$	$\delta_{stat}$	$\delta_{syst}$
0.5	2.5 - 2.8	0.085	0.011	0.023	0.012	0.050	0.006	0.018
0.5	2.8 - 3.1	0.065	0.014	0.024	0.009	0.056	0.011	0.019
0.5	3.1 - 3.5	0.017	0.006	0.003	0.002	0.025	0.009	0.010
0.5	3.5 - 4.0	0.017	0.007	0.004	0.002	0.100	0.034	0.039
1.0	2.5 - 2.8	0.146	0.014	0.029	0.019	0.085	0.008	0.023
1.0	2.8 - 3.1	0.091	0.014	0.030	0.011	0.079	0.011	0.022
1.0	3.1 - 3.5	0.046	0.010	0.004	0.005	0.069	0.014	0.019
1.0	3.5 - 4.0	0.017	0.006	0.004	0.002	0.101	0.029	0.035
1.5	2.5 - 2.8	0.234	0.019	0.030	0.021	0.137	0.010	0.027
1.5	2.8 - 3.1	0.157	0.018	0.058	0.020	0.136	0.014	0.038
1.5	3.1 - 3.5	0.066	0.011	0.006	0.007	0.099	0.014	0.024
1.5	3.5 - 4.0	0.020	0.005	0.002	0.002	0.114	0.027	0.032
2.0	2.5 - 2.8	0.305	0.020	0.038	0.030	0.178	0.010	0.033
2.0	2.8 - 3.1	0.193	0.019	0.054	0.022	0.167	0.014	0.039
2.0	3.1 - 3.5	0.092	0.012	0.013	0.010	0.137	0.016	0.027
2.0	3.5 - 4.0	0.033	0.007	0.006	0.005	0.189	0.034	0.044

Table 3: The dijet cross sections differential in  $\Delta\eta$ , with the additional requirement that  $E_T^{gap} < E_T^{cut}$ , shown with the statistical error,  $\delta_{stat}$ , uncorrelated systematic error,  $\delta_{uncor}$ , and correlated systematic error,  $\delta_{corr}$ . Also shown are the gap fractions,  $f(\Delta\eta)$ , defined as the fraction of all dijet events with  $E_T^{gap} < E_T^{cut}$ , and their associated statistical and systematic errors.

$E_T^{cut}$ (GeV)	$x_\gamma^{jets}$	$d\sigma/dx_\gamma^{jets}$ (nb)	$\delta_{stat}$ (nb)	$\delta_{uncorr}$ (nb)	$\delta_{corr}$ (nb)	$f(x_\gamma^{jets})$	$\delta_{stat}$	$\delta_{syst}$
0.5	0.30 - 0.60	0.031	0.009	0.005	0.004	0.024	0.007	0.009
0.5	0.60 - 0.75	0.105	0.027	0.058	0.017	0.046	0.011	0.021
0.5	0.75 - 0.90	0.115	0.022	0.022	0.014	0.045	0.008	0.013
0.5	0.90 - 1.00	0.188	0.030	0.040	0.027	0.277	0.035	0.065
1.0	0.30 - 0.60	0.044	0.009	0.006	0.006	0.034	0.007	0.010
1.0	0.60 - 0.75	0.135	0.026	0.049	0.018	0.060	0.011	0.020
1.0	0.75 - 0.90	0.195	0.026	0.030	0.020	0.077	0.010	0.017
1.0	0.90 - 1.00	0.313	0.037	0.054	0.046	0.462	0.034	0.068
1.5	0.30 - 0.60	0.080	0.013	0.027	0.010	0.062	0.009	0.019
1.5	0.60 - 0.75	0.178	0.027	0.061	0.019	0.079	0.011	0.024
1.5	0.75 - 0.90	0.373	0.037	0.052	0.029	0.147	0.013	0.025
1.5	0.90 - 1.00	0.423	0.041	0.056	0.054	0.623	0.028	0.065
2.0	0.30 - 0.60	0.111	0.015	0.047	0.017	0.086	0.011	0.028
2.0	0.60 - 0.75	0.223	0.028	0.054	0.033	0.098	0.012	0.023
2.0	0.75 - 0.90	0.520	0.040	0.069	0.044	0.205	0.013	0.031
2.0	0.90 - 1.00	0.483	0.042	0.072	0.060	0.712	0.024	0.078

Table 4: The dijet cross sections differential in  $x_\gamma^{jets}$ , with the additional requirement that  $E_T^{gap} < E_T^{cut}$ , shown with the statistical error,  $\delta_{stat}$ , uncorrelated systematic error,  $\delta_{uncorr}$ , and correlated systematic error,  $\delta_{corr}$ . Also shown are the gap fractions,  $f(x_\gamma^{jets})$ , defined as the fraction of all dijet events with  $E_T^{gap} < E_T^{cut}$ , and their associated statistical and systematic errors.

$E_T^{cut}$ (GeV)	$x_p^{jets}$	$d\sigma/dx_p^{jets}$ (nb)	$\delta_{stat}$ (nb)	$\delta_{uncor}$ (nb)	$\delta_{corr}$ (nb)	$f(x_p^{jets})$	$\delta_{stat}$	$\delta_{syst}$
0.5	0.02 - 0.04	1.02	0.17	0.22	0.09	0.046	0.007	0.013
0.5	0.04 - 0.06	1.01	0.21	0.18	0.12	0.044	0.009	0.014
0.5	0.06 - 0.08	0.34	0.14	0.06	0.04	0.040	0.016	0.018
0.5	0.08 - 0.10	0.10	0.07	0.03	0.01	0.034	0.024	0.028
1.0	0.02 - 0.04	2.27	0.24	0.48	0.23	0.102	0.010	0.021
1.0	0.04 - 0.06	1.21	0.20	0.32	0.14	0.052	0.008	0.023
1.0	0.06 - 0.08	0.46	0.14	0.07	0.05	0.054	0.015	0.019
1.0	0.08 - 0.10	0.16	0.07	0.04	0.02	0.057	0.024	0.030
1.5	0.02 - 0.04	3.67	0.32	1.06	0.43	0.165	0.012	0.036
1.5	0.04 - 0.06	1.92	0.25	0.24	0.15	0.083	0.010	0.020
1.5	0.06 - 0.08	0.54	0.12	0.10	0.09	0.063	0.014	0.020
1.5	0.08 - 0.10	0.16	0.07	0.03	0.01	0.057	0.024	0.034
2.0	0.02 - 0.04	4.52	0.33	0.79	0.48	0.202	0.012	0.033
2.0	0.04 - 0.06	2.91	0.30	0.40	0.32	0.125	0.011	0.021
2.0	0.06 - 0.08	1.02	0.20	0.26	0.14	0.118	0.020	0.032
2.0	0.08 - 0.10	0.28	0.10	0.06	0.02	0.101	0.033	0.052

Table 5: The dijet cross sections differential in  $x_p^{jets}$ , with the additional requirement that  $E_T^{gap} < E_T^{cut}$ , shown with the statistical error,  $\delta_{stat}$ , uncorrelated systematic error,  $\delta_{uncor}$ , and correlated systematic error,  $\delta_{corr}$ . Also shown are the gap fractions,  $f(x_p^{jets})$ , defined as the fraction of all dijet events with  $E_T^{gap} < E_T^{cut}$ , and their associated statistical and systematic errors.

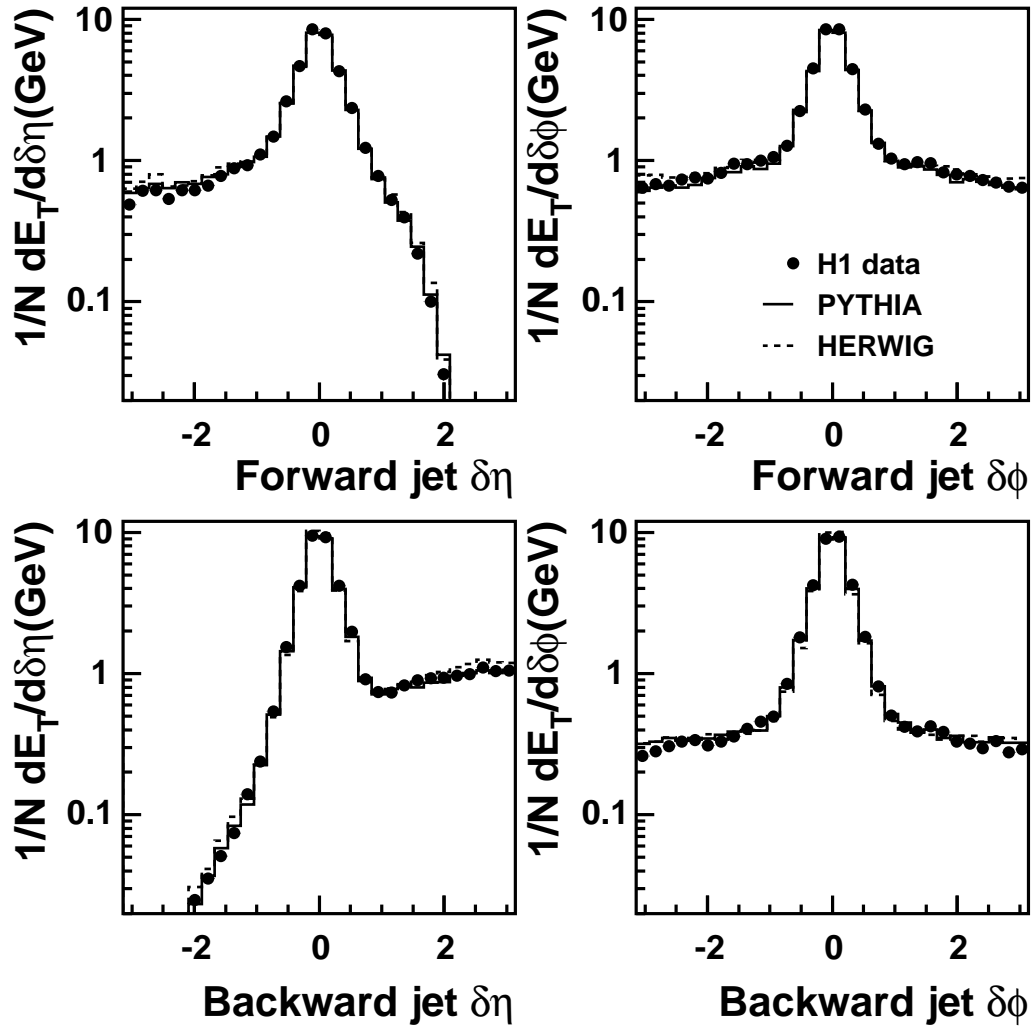


Figure 2: Jet profiles represented by the energy flow per jet per unit rapidity ( $\delta\eta$ ) and per unit azimuth ( $\delta\phi$ ) around the jet axis for jets forward and backward relative to the proton direction. The H1 data, uncorrected for detector effects, are shown as points. The solid histogram is the prediction of the PYTHIA simulation, and the dashed histogram that of HERWIG, after being passed through a full simulation of the H1 detector.

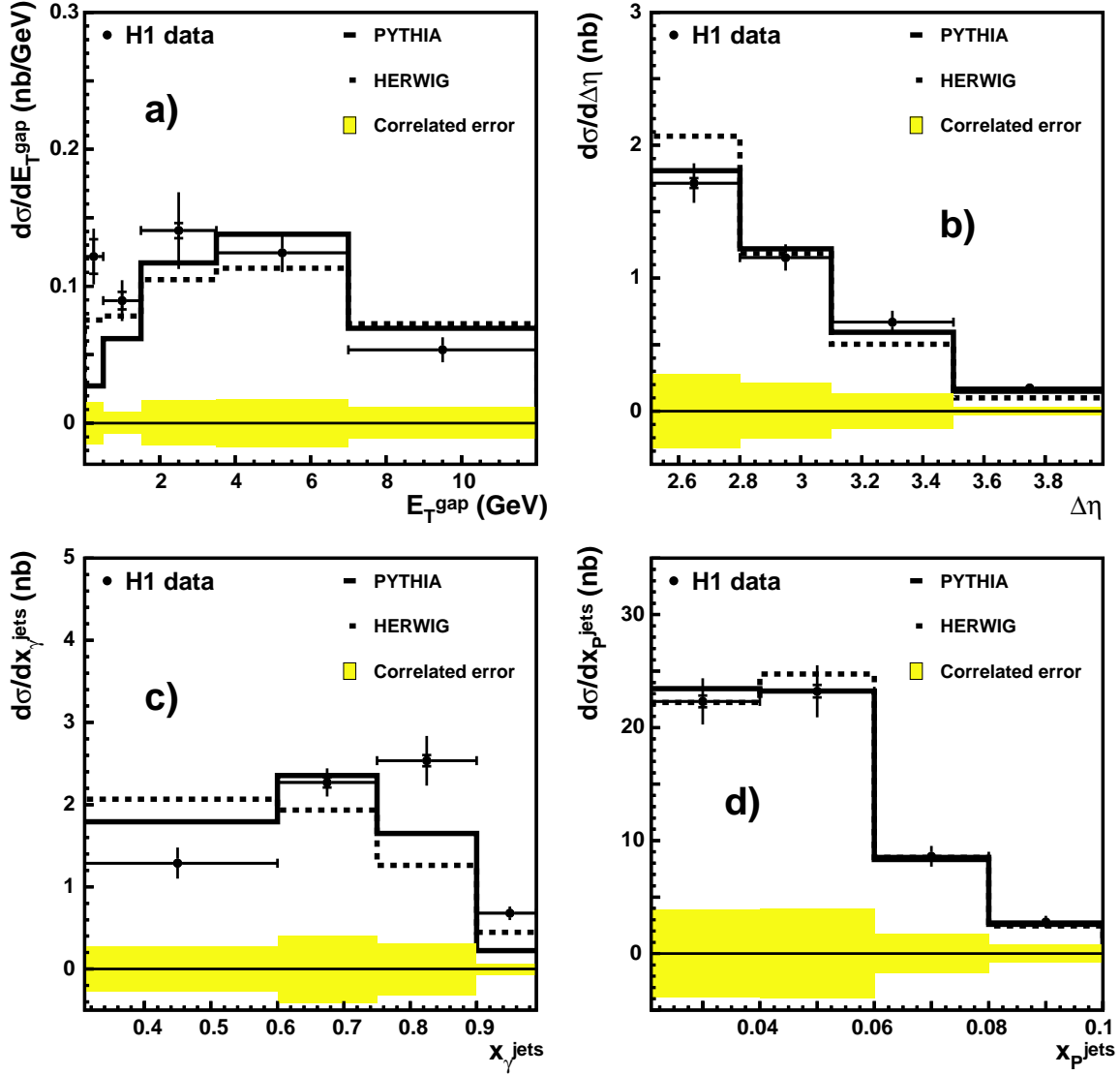


Figure 3: In (a), the solid points show the dijet cross section differential in  $E_T^{\text{gap}}$ , the summed transverse energy between the two highest  $E_T$  jets, in the kinematic range defined in section 3. The inner error bars represent the statistical error, and the outer error bars represent the statistical and non-correlated systematic errors added in quadrature. The solid band below the plot shows the correlated systematic errors, as described in the text. The dashed line shows the prediction of HERWIG, scaled by a factor of 1.2, and the solid line that of PYTHIA, scaled by a factor of 0.7. In (b), (c) and (d) the dijet cross sections differential in  $\Delta\eta$ ,  $x_{\gamma}^{\text{jets}}$  and  $x_p^{\text{jets}}$  are shown.

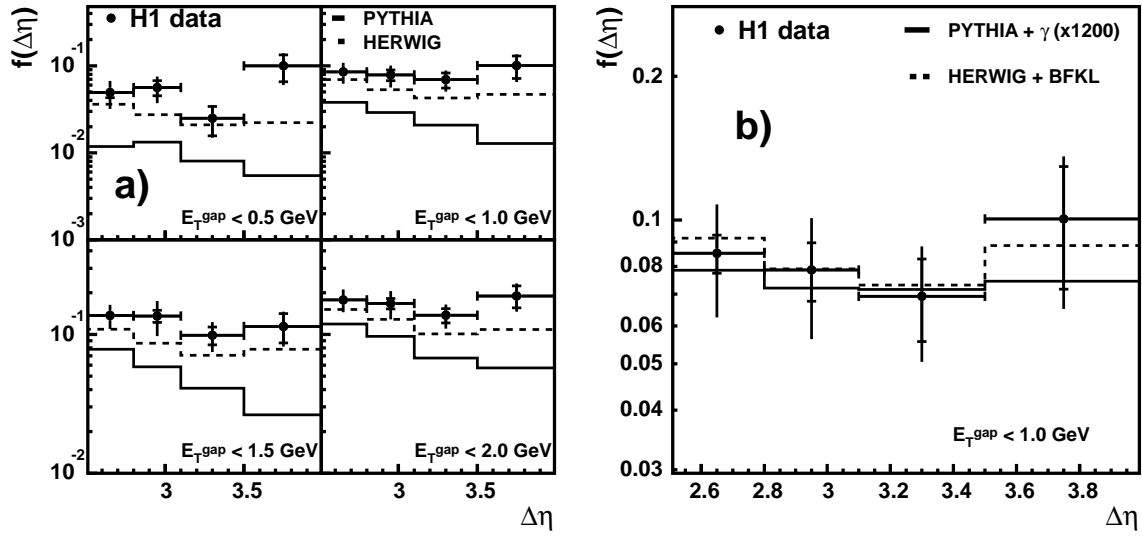


Figure 4: The solid points show the gap fraction differential in  $\Delta\eta$ . The inner error bars represent the statistical error, and the outer error bars represent the statistical and all systematic errors added in quadrature. Gap events are defined for 4 values of  $E_T^{gap}$ , shown in the figures. In (a), the gap fractions are compared to the prediction of HERWIG (dashed line) and PYTHIA (solid line). In (b), the gap fraction is shown for  $E_T^{gap} < 1.0$  GeV, and compared to the HERWIG and PYTHIA predictions with 2 different models of colour singlet exchange added. The dashed line shows HERWIG + BFKL and the solid line shows PYTHIA + high- $t$  photon exchange. The photon exchange cross section is scaled by a factor of 1200 (see text).

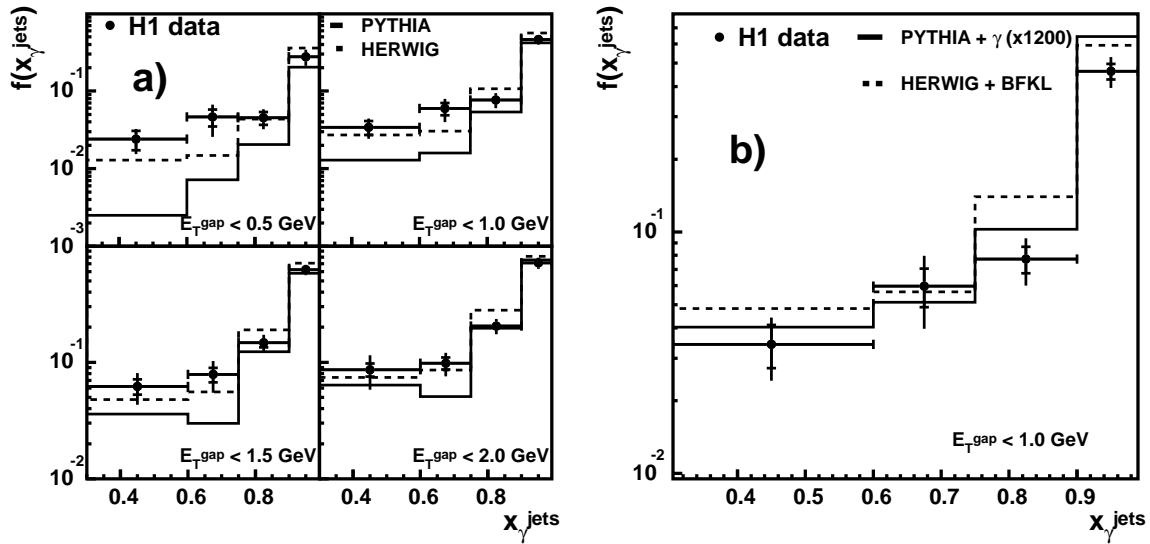


Figure 5: The solid points show the gap fraction differential in  $x_{\gamma}^{jets}$ , for  $\Delta\eta > 2.5$ . The inner error bars represent the statistical error, and the outer error bars represent the statistical and all systematic errors added in quadrature. Gap events are defined for 4 values of  $E_T^{gap}$ , shown in the figures. In (a), the gap fractions are compared to the prediction of HERWIG (dashed line) and PYTHIA (solid line). In (b), the gap fraction is shown for  $E_T^{gap} < 1.0$  GeV, and compared to the HERWIG and PYTHIA predictions with 2 different models of colour singlet exchange added. The dashed line shows HERWIG + BFKL and the solid line shows PYTHIA + high- $t$  photon exchange. The photon exchange cross section is scaled by a factor of 1200 (see text).

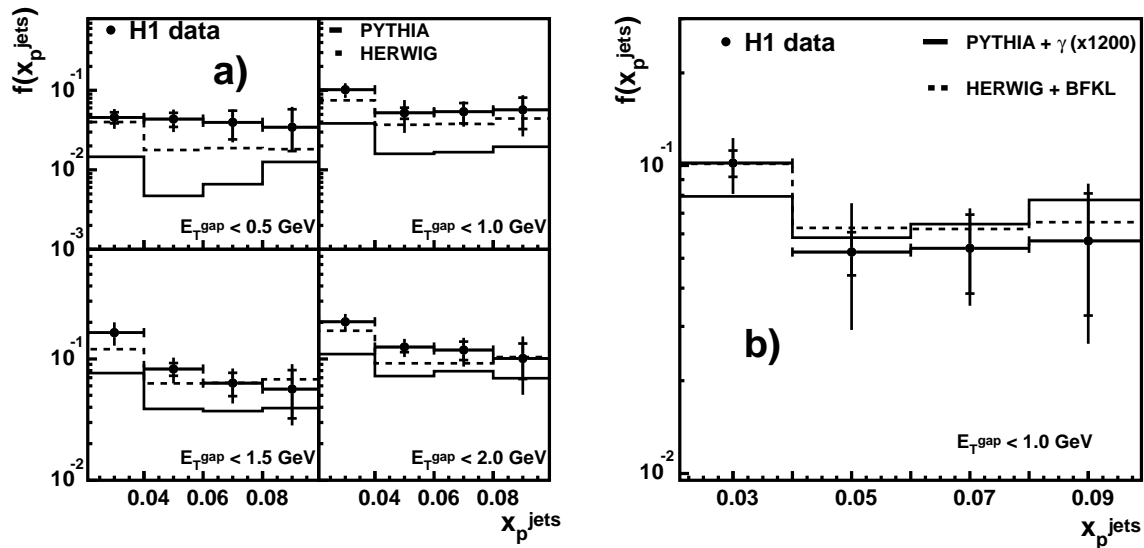


Figure 6: The solid points show the gap fraction differential in  $x_p^{jets}$ , for  $\Delta\eta > 2.5$ . The inner error bars represent the statistical error, and the outer error bars represent the statistical and all systematic errors added in quadrature. Gap events are defined for 4 values of  $E_T^{gap}$ , shown in the figures. In (a), the gap fractions are compared to the prediction of HERWIG (dashed line) and PYTHIA (solid line). In (b), the gap fraction is shown for  $E_T^{gap} < 1.0$  GeV, and compared to the HERWIG and PYTHIA predictions with 2 different models of colour singlet exchange added. The dashed line shows HERWIG + BFKL and the solid line shows PYTHIA + high- $t$  photon exchange. The photon exchange cross section is scaled by a factor of 1200 (see text).