

Disappearance of the $N = 14$ shell gap in the C isotopic chain

M. Stanoiu, D. Sohler, O. Sorlin, F. Azaiez, Zs. Dombradi, B.A. Brown, M. Belleguic, C. Borcea, C. Bourgeois, Z. Dlouhy, et al.

► **To cite this version:**

M. Stanoiu, D. Sohler, O. Sorlin, F. Azaiez, Zs. Dombradi, et al.. Disappearance of the $N = 14$ shell gap in the C isotopic chain. Physical Review C, American Physical Society, 2008, 78, pp.034315. 10.1103/PhysRevC.78.034315 . in2p3-00312793

HAL Id: in2p3-00312793

<http://hal.in2p3.fr/in2p3-00312793>

Submitted on 26 Aug 2008

HAL is a multi-disciplinary open access archive for the deposit and dissemination of scientific research documents, whether they are published or not. The documents may come from teaching and research institutions in France or abroad, or from public or private research centers.

L'archive ouverte pluridisciplinaire **HAL**, est destinée au dépôt et à la diffusion de documents scientifiques de niveau recherche, publiés ou non, émanant des établissements d'enseignement et de recherche français ou étrangers, des laboratoires publics ou privés.

Disappearance of the $N = 14$ shell gap in the C isotopic chain

M. Stanoiu,^{1,2,3} D. Sohler,⁴ O. Sorlin,² F. Azaiez,¹ Zs. Dombrádi,⁴ B.A. Brown,⁵ M. Belleguic,¹ C. Borcea,³ C. Bourgeois,¹ Z. Dlouhy,⁶ Z. Elekes,⁴ Zs. Fülöp,⁴ S. Grévy,² D. Guillemaud-Mueller,¹ F. Ibrahim,¹ A. Kerek,⁷ A. Krasznahorkay,⁴ M. Lewitowicz,² S.M. Lukyanov,⁸ S. Mandal,⁹ J. Mrázek,⁶ F. Negoita,³ Yu.-E. Penionzhkevich,⁸ Zs. Podolyák,¹⁰ P. Rousset-Chomaz,¹¹ M.G. Saint-Laurent,² H. Savajols,² G. Sletten,¹² J. Timár,⁴ C. Timis,³ and A. Yamamoto¹⁰

¹*Institut de Physique Nucléaire, IN2P3-CNRS, F-91406 Orsay Cedex, France*

²*Grand Accélérateur National d'Ions Lourds (GANIL),*

CEA/DSM - CNRS/IN2P3, B. P. 55027, F-14076 Caen Cedex 5, France

³*IFIN-HH, P. O. Box MG-6, 76900 Bucharest-Magurele, Romania*

⁴*Institute of Nuclear Research of the Hungarian Academy of Sciences, P.O. Box 51, Debrecen, H-4001, Hungary*

⁵*National Superconducting Cyclotron Laboratory, Michigan State University, East Lansing, MI 48824, USA*

⁶*Nuclear Physics Institute, AS CR, CZ 25068, Rez, Czech Republic*

⁷*Royal Institute of Technology, Stockholm, Sweden*

⁸*FLNR, JINR, 141980 Dubna, Moscow region, Russia*

⁹*Laboratoire de Physique Corpusculaire, 14000 Caen Cedex, France Caen, 14021 France*

¹⁰*Department of Physics, University of Surrey, Guildford, GU2 5XH, UK*

¹¹*Grand Accélérateur National d'Ions Lourds (GANIL),*

CEA/DSM - CNRS/IN2P3, B. P. 55027, F-14076 Caen Cedex 5, France

¹²*Niels Bohr Institute, University of Copenhagen, Denmark*

(Dated: August 26, 2008)

The structure of $^{17-20}_6\text{C}$ nuclei was investigated by means of the in-beam γ -ray spectroscopy technique using fragmentation reactions of radioactive beams. Based on particle- γ and particle- $\gamma\gamma$ coincidence data, level schemes are constructed for the neutron rich $^{17-20}\text{C}$ nuclei. The systematics of the first excited 2^+ states in the Carbon isotopes is extended for the first time to $A=20$ showing that in contrast to the case of the oxygen isotopes, the $N=14$ subshell closure disappears. Experimental results are compared with shell-model calculations. Agreement between them is found only if a reduced neutron-neutron effective interaction is used. Implications of this reduced interaction in some properties of weakly bound neutron-rich Carbon are discussed.

PACS numbers: 23.20.Lv, 27.30.+t, 21.60.Cs, 25.70.Mn

The formation of nuclear shell gaps, as well as their collapse in certain regions of the chart of nuclides is largely being investigated worldwide. It impacts many unique features in nuclear physics as the abundance of the stable elements in the universe, the possible existence of an island of super heavy nuclei, the route of heavy nuclei to fission and the existence of cluster configurations.

It is a remarkable fact that the shell (or subshell) gaps, such 14, 28, 50 and to a weaker extent 82 and 126 share a common origin. Taking for instance the neutron shell gaps, they are formed by the combined action of the spin-orbit (SO) force and by neutron-neutron interactions. The former force significantly over binds the orbit in which the angular momentum and intrinsic spin are aligned (denoted as ℓ_\uparrow). In addition, the filling of neutrons inside this orbit amplifies its binding due to the attractive neutron-neutron $V_{\ell_\uparrow\ell_\uparrow}^{nn}$ force of mainly pairing origin. As an example, the $N = 28$ shell gap is formed by the action of the SO force on the f orbit, which splits the aligned $f_{7/2}$ (ℓ_\uparrow) and anti-aligned $f_{5/2}$ (ℓ_\downarrow) components by about 6 MeV apart in ^{40}Ca . It pushes down the $f_{7/2}$ single particle state below the $p_{3/2}$ one, creating a small $N = 28$ gap of about 2 MeV between these two orbits. Going from ^{40}Ca to ^{48}Ca , 8 neutrons have filled the $f_{7/2}$ orbit. This increases (decreases) the binding of the

$f_{7/2}$ ($p_{3/2}$) orbit due to the action of attractive (repulsive) neutron-neutron forces. Consequently the $N = 28$ gap grows up to reach about 4.9 MeV in ^{48}Ca , making this nucleus doubly magic. Despite the fact that the mechanism to create shell gaps by means of attractive neutron-neutron two body matrix elements (TBME) V^{nn} is well understood, the size of the empirical value required (here $V_{f_{7/2}f_{7/2}}^{nn}$) cannot be derived from realistic interactions between free nucleons. This points to the need for three-body forces [1], the intensities of which should be constrained by experimental data at these major shell closures.

Another effect that plays a role in increasing or decreasing the above mentioned shell gaps is the proton-neutron tensor interaction. An example can be found in the significant reduction of the $N = 28$ shell gap when one goes from Ca down to Si [2, 3]. While removing protons from the $d_{3/2}$ orbit between Ca to S, the strongly attractive force $V_{d_{3/2}f_{7/2}}^{pn}$ is no longer present [4]. This makes the neutron $f_{7/2}$ less bound and reduces the size of the $N = 28$ gap by about 1.1 MeV between ^{40}Ca and ^{34}Si .

In addition, as one approaches the neutron drip line, the dependence of orbital energy on ℓ [5] becomes important. As an example, the Skx Skyrme interaction [6]

(without SO) gives single-particle energies of -6.16 (-5.66) MeV for the $0f$ ($1p$) orbit in ^{48}Ca compared to -1.03 (-1.57) MeV in ^{42}Si . In this simple approach the p states becomes more bound than the f one in ^{42}Si . The lowering in energy of the low- ℓ orbits relative to high ℓ is a consequence of the loose binding in a finite-well potential. Thus, the shell gaps are due to a combination of several factors which depend upon the orbits being filled and distance to stability.

These competing effects of the nuclear force, described for $N = 28$, should to some extent be encountered for other shell gaps which share a common origin, such as 14, 50... In this context the recent discovery of the $N = 14$ shell gap of about 4 MeV in the oxygen chain [7, 8] provides an ideal opportunity to study these facets of the nuclear force. This can be done by studying neutron-rich C isotopes around $N = 14$. In addition it has been deduced from studies of the neutron-rich light B [9, 10] and N [11] nuclei that a significant reduction of the monopole part of the neutron-neutron matrix elements has to be applied to account for their spectroscopic properties. If a similar reduction of the V^{nn} has to be applied for the C chain, the strength of the $N = 14$ gap would be further reduced.

The present work focuses on the spectroscopy of the neutron-rich C isotopes, among which $^{20}\text{C}_{14}$ is studied for the first time (preliminary results were presented in [12]). A comparison of the structural evolution between the O and C chains follows, aiming at searching for a possible reduction of the $N = 14$ shell gap.

The excited states of the heaviest C isotopes were studied using the in-flight double step fragmentation reaction, the basic details of which were given in Ref. [7]. A beam of ^{36}S (with an average intensity of 400 pA) was accelerated to an energy of 77.5 MeV·A by two cyclotrons of the GANIL facility to induce fragmentation reactions into a 398 mg/cm²-thick C target placed inside the SISSI device. Projectile-like fragments of interest were selected through the α spectrometer. A wedge-shaped, 130 mg/cm²-thick, Al foil was installed at the dispersive focal plane between the two dipoles of the spectrometer to provide an additional energy-loss selection. The magnetic rigidity of the α spectrometer was optimized for the transmission of a secondary beam cocktail composed of ^{24}F , $^{25,26}\text{Ne}$, $^{27,28}\text{Na}$ and $^{29,30}\text{Mg}$ nuclei with energies varying from 54 MeV·A up to 65 MeV·A. An 'active' target composed of a plastic scintillator (103.5 mg/cm²) sandwiched between two carbon foils of 51 mg/cm² was used both for identifying the nuclei of the cocktail beam through their time of flight values and for inducing secondary reactions. The secondary fragments were subsequently selected and identified through the SPEG spectrometer using time of flight, energy loss, and focal-plane position information.

The 'active' target was surrounded by a γ -detector array of 74 BaF₂ detectors placed at a mean distance of 30 cm from the target to detect the prompt γ decay of the secondary fragments. The relatively high velocity

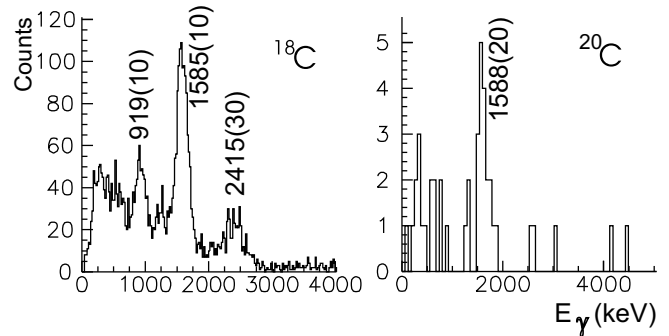


FIG. 1: γ -ray spectrum of ^{18}C and ^{20}C .

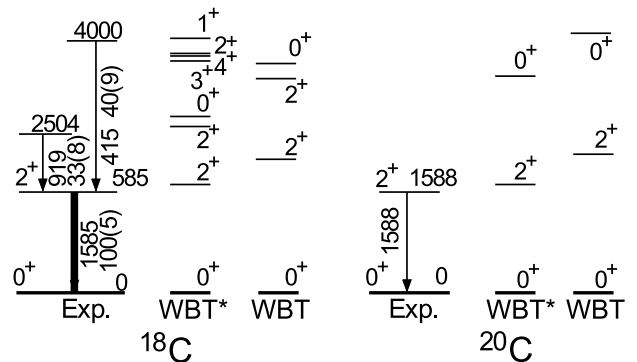


FIG. 2: Level scheme of ^{18}C and ^{20}C in comparison with shell-model calculations with the WBT* and WBT interactions.

of the produced projectile fragments ($v/c \approx 0.35$) requires to apply Doppler shift corrections to the energy of the detected γ rays. The total photo-peak efficiency of the BaF₂ array was 30% for a γ ray of 1.3 MeV. The energy resolution (FWHM), including the part provided by the Doppler broadening, amounts to 15%. Low-energy γ transitions down to 100 keV were detected with an efficiency value of about 24%.

The Doppler-corrected γ spectra observed for ^{18}C and ^{20}C are shown in Fig 1. The first excited state in ^{18}C has been proposed to be at 1620(20) keV [13]. This corresponds, very likely, to the 1585(10) keV transition observed with the highest intensity in the present work. Two additional γ lines have been observed at 919(10) and 2415(30) keV (see Fig. 1). By exploiting the $\gamma - \gamma$ coincidences, it is deduced that the 919 keV and 2415 keV transitions are in coincidence with the 1585 keV one but not in mutual coincidence. The proposed level scheme of ^{18}C (Fig. 2) is based on these pieces of information.

Prior to the present work, information on the ^{20}C nucleus was limited to lifetime and atomic mass values. Even if produced at a low rate of 4/h using this double step fragmentation method, the γ -ray spectrum clearly exhibits a peak at 1588(20) keV (see Fig. 1). This unique γ line is assigned to the $2^+ \rightarrow 0^+$ transition, placing for the first time the energy of the first 2^+ state of ^{20}C at 1588(20) keV.

The γ -ray spectrum of the odd nucleus ^{17}C exhibits

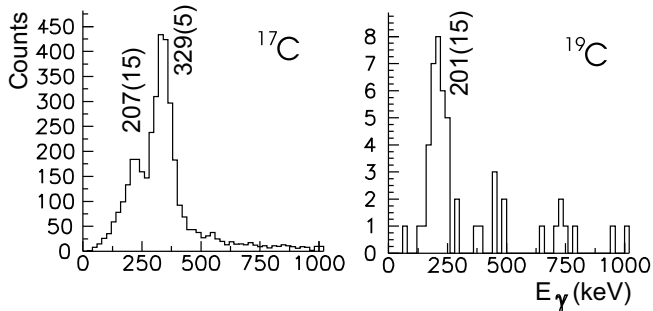


FIG. 3: γ -ray spectra of ^{17}C and ^{19}C obtained in the present experiment.

two transitions (see Fig. 3). Their relative intensity is the same in the γ -ray spectra of ^{17}C obtained from the low and high γ -ray multiplicity events. This indicates that both transitions correspond to the decay of two excited states at 207 and 329 keV directly to the ground state. Additional pieces of information exist from other experimental works. The ^{17}C ground state has a $3/2^+$ spin value [14]. A level at about 300 keV has been evidenced from transfer reaction experiments [15, 16]. Given the typical energy resolution obtained there, this level could be a mixture of the two states observed in our experiment. The neutron knock-out experiment performed at RIKEN [17] is in accordance with our results with two excited states at 210(4) and 331(6) keV. From the $^{17}\text{C}(p,p')$ study a tentative spin $1/2^+$ was assigned to the lower energy state and a spin $5/2^+$ to the higher energy one [17]. Gathering all experimental works, a level scheme is proposed. It is in accordance with shell-model calculations [18], the accuracy of which could not be better than a few hundred keV.

For ^{19}C , one-neutron break-up reactions proposed a $1/2^+$ configuration for the ground state [19]. As the 201 keV γ transition is observed in our work as a prompt radiation, it should connect states separated by small spin differences such as $3/2^+ \rightarrow 1/2^+$ or $3/2^+ \rightarrow 5/2^+$. A stretched E2 transition of 201 keV, connecting for instance $5/2^+$ and $1/2^+$ states, would have a half-life of the order of a μs . By means of the $^{19}\text{C}(p,p')$ reaction, two γ -ray transitions with energies of 197(6) keV and 72(4) keV were assigned to ^{19}C [17]. The authors placed these two γ rays in cascade, the 197 keV one having the lowest energy. Similarly to ^{17}C [18], shell-model calculations predict the existence of three low-lying states with spins $1/2^+$, $3/2^+$ and $5/2^+$ within a few hundred keV.

The present results extend the systematics of the 2^+ excitation energy up to $N = 14$ in the carbon isotopic chain, as shown in Fig.5. The similarity of the trend of 2^+ energies of the C and O isotopes up to $N = 12$ is striking. A strong change appears at $N = 14$, where the 2^+ energy of ^{20}C is about a factor of two lower than for ^{22}O [7].

This different behavior between the O and C chains is a consequence of the crossing of the neutron $s_{1/2}$ and $d_{5/2}$

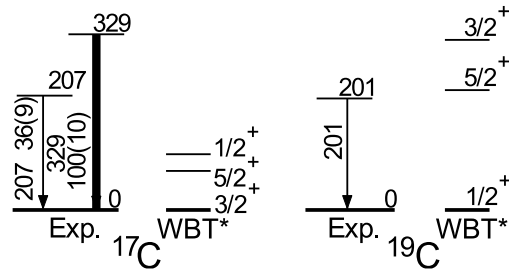


FIG. 4: Level schemes of ^{17}C and ^{19}C as observed in the present experiment and their comparison with shell-model calculations using the WBT* interaction.

orbits which arises between the ^{17}O and ^{15}C isotones. From their level schemes, it can be derived that the $s_{1/2}$ neutron single particle energy decreases relative to the $d_{5/2}$ one by 1.6 MeV, while two protons are removed from the $p_{1/2}$ orbit, giving rise to a $1/2^+$ for the ^{15}C ground state [20]. This inversion of levels owes to the difference of proton-neutron TBME, $2(V_{p_{1/2}d_{5/2}}^{pn} - V_{p_{1/2}s_{1/2}}^{pn})$. The first monopole contains an attractive tensor term, whereas the second one has a repulsive two-body LS term [21]. In addition, we expect some shift from the finite potential well of the central interaction. For instance, the Skx Skyrme interaction [6] (without spin-orbit) gives single-particle energies of -3.44 (-3.76) MeV for the $0d(1s)$ orbit in ^{16}O compared to +0.48 (-0.97) MeV in ^{14}C , i.e. a relative change of 1.13 MeV between the d and s orbits.

The evolution of the $s_{1/2}$ and $d_{5/2}$ Effective Single Particle Energies (ESPE) in the O and C chains as a function of the neutron number is shown in Fig.5. Starting from ^{17}O , the addition of five neutrons in the $d_{5/2}$ orbit leads to a gradual gain of its energy with respect to the $s_{1/2}$ by virtue of the large attractive $V_{d_{5/2}d_{5/2}}^{nn}$ matrix element. This gives rise to a new gap at $N = 14$ between the $d_{5/2}$ and $s_{1/2}$ orbits of about 4.2 MeV [7]. This large gap accounts for the high energy of the 2_1^+ state in $^{22}\text{O}_{14}$ which has a $((d_{5/2})^5, s_{1/2})$ configuration. At $N = 15$ the $s_{1/2}$ orbit starts to fill, with a quasi pure single-particle configuration [22]. A large $N = 16$ gap of more than 4 MeV is also present between the $s_{1/2}$ and $d_{3/2}$ orbits at $N=16$ [22, 23]. For the O isotopes WBT uses the USD Hamiltonian [24] for the sd-shell. The more recent USDA/B Hamiltonians [25] differ from USD mainly for the $d_{3/2}$ orbit between $N=16$ and $N=20$, which is about 1 MeV more bound with USD compared to USDA/B.

Adding neutrons to ^{15}C leads to a more complicated situation. Initially the $s_{1/2}$ orbit is lower, but due to the effect described in the previous paragraph, the ESPE for $d_{5/2}$ crosses that of the $s_{1/2}$ orbit and stays close to it between $N=8$ and $N=14$. Therefore the configuration mixing is large and the ground state as well as the 2_1^+ state in $^{16,18,20}\text{C}$ are dominated by $(d_{5/2}, s_{1/2})^{2,4,6}$ configurations. This explains the almost constancy of the 2^+ energies up to ^{20}C and disappearance of the gap at $N=14$. For ^{22}C the 2^+ state is expected at a higher ex-

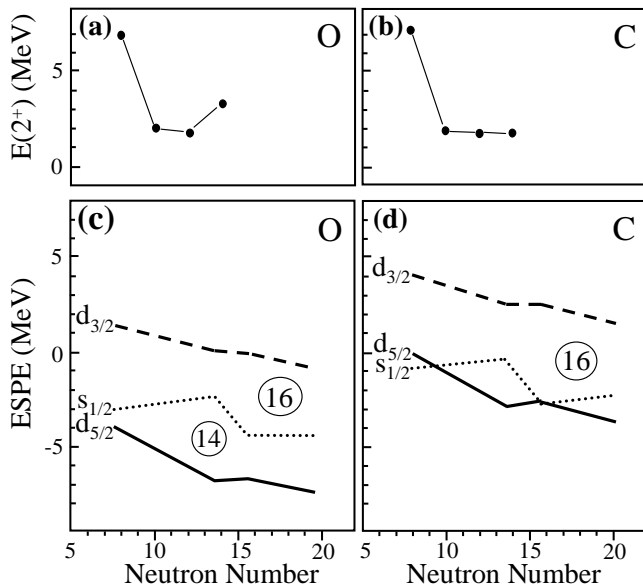


FIG. 5: (a) Evolution of the 2^+ energies as a function of the neutron number in oxygen and (b) carbon nuclei. Evolution of Effective Single Particle Energies (ESPE) as a function of the neutron number calculated by using the USD effective interaction for the (c) oxygen and (d) carbon isotopes. The ESPE evolution is derived from the WBT interaction. The use of the WBT* one would lead to a further compression of ESPE.

citation energy due to the large gap at $N = 16$. The quasi-degeneracy of the $1/2^+$, $3/2^+$ and $5/2^+$ states in ^{17}C and ^{19}C is related to the close spacing between $s_{1/2}$ and $d_{5/2}$ single particle energies. This situation also leads to the possibility of many halo configurations in the Carbon isotopes related to the loosely bound $s_{1/2}$ orbital.

The experimental level schemes of $^{18,20}\text{C}$ (Figs. 2) are compared to shell-model calculations using the WBT [18] interaction. This interaction uses the USD TBME which reproduced the level energies of the heavy O nuclei successfully [7]. However, the experimental spectra for the C isotopes are systematically compressed compared to the calculations. Similar results of ESPE and 2^+ excitation energies of ^{18}C and ^{20}C are found by Suzuki et al. [26] who used a Hamiltonian with enhanced tensor interaction and corrections in the $T=1$ monopole terms. Empirically, if the neutron-neutron TBME of WBT are multiplied by 0.75, the spectra are in better agreement with experiment (the results labeled WBT* in the figure). This observation is in accordance with the fact that some

properties of neighboring nuclei, such as binding energies, magnetic moments and spectroscopy [9, 10, 27, 28], could be better described by means of a reduced strength of the neutron-neutron TBME as well.

The fundamental source of this reduction needs to be understood. There are at least two possibilities. One is that neutron sd-shell orbits are more loosely bound in the C isotopes. For example the $s_{1/2}$ state is bound by 1.2 MeV in $^{14,15}\text{C}$ compared to 3.3 MeV in $^{16,17}\text{O}$. The measured RMS matter radii of the weakly bound C are systematically larger than in the O isotones [29], which can be due to the weakly bound valence neutrons [30]. Calculations with a delta-function form for the interaction show that this can lead to up to a 20% reduction in the TBME involving the $s_{1/2}$ orbit. Another factor is that the core-polarization contributions can change. For the O isotopes part of it is due to the excitation of the $p_{1/2}$ protons into the sd and higher shells. For the C isotopes the $p_{1/2}$ proton orbit is nearly empty and cannot contribute to the core polarization. Quantitative calculations of these effects remain to be done.

The spectroscopy of C isotopes up to ^{20}C has been carried out for the first time. From the systematics of the 2^+ energies, it is found that the $N = 14$ subshell gap is no longer present in the C isotopic chain. This sudden breakdown is both ascribed to the early crossing of the $s_{1/2}$ and $d_{5/2}$ levels at $N = 9$ due to reduced proton-neutron tensor forces, the finite-well potential and to the reduced neutron-neutron interaction when going from O to C nuclei. Reasons for the reduction of V^{nn} have been proposed, but they should be ascertained with further theoretical and experimental studies. The present study on the $N = 14$ shell closure shows a strong analogy with earlier findings at $N = 28$, revealing that a generic mechanism acts to destroy the 'major' shell closures. Applied to the next shell closure $N = 50$, the $^{78}\text{Ni}_{50}$ could turn out to be *not* doubly magic. For heavier nuclei, the stronger spin-orbit force acting on large ℓ -values keeps the magicity for the $N = 82$ and $N = 126$ shell closures, i.e. for ^{132}Sn and ^{208}Pb .

Acknowledgments

This work has been supported by the European Community contract N° RII3-CT-2004-506065, by OTKA K68801 and by NSF PHY-0555366 grants. The GANIL technical staff as well as S. Franchoo are greatly acknowledged.

[1] E. Caurier et al., Rev. of Mod. Phys. 77, 427 (2005)
 [2] B. Bastin et al., Phys. Rev. Lett. 99, 022503(2007)
 [3] C.M. Campbell et al., Phys. Rev. Lett. 97, 112501 (2006)
 [4] L. Gaudefroy et al., Phys. Rev. Lett. 97, 092501 (2006)
 [5] I. Hamamoto, Phys. Rev. C 76, 054319 (2007).

[6] B. A. Brown, Phys. Rev. C 58, 220 (1998).
 [7] M. Stanoiu et al. Phys. Rev. C 69, 034312 (2004), M. Stanoiu, Thesis, Université de Caen, GANIL T 03 01.
 [8] A. Schiller et al., Phys. Rev. Lett. 99, 112501 (2007)
 [9] M. Stanoiu et al., Eur. Phys. J. A 22, 5 (2004)

- [10] Zs. Dombrádi et al., Phys. Lett. B 621, 81 (2005)
- [11] D. Sohler et al., Phys. Rev. C 77, 044303 (2008)
- [12] M. Stanoiu et al., Eur. Phys. J. A 20, 95 (2004), Nucl. Phys. A 746, 135c (2004).
- [13] L.K. Fifield et al., Nucl. Phys. A 385, 505 (1982)
- [14] E. Sauvan et al., Phys. Lett. B 491, 1 (2000)
- [15] J.A. Nolen et al., Phys. Lett. B 71, 314 (1977) ; K. Fifield et al., Nucl. Phys. A 385, 505 (1982)
- [16] H.G. Bohlen et al., Eur. Phys. J. A 31, 279 (2007)
- [17] Z. Elekes et al., Phys. Lett. B 614, 174 (2005)
- [18] E.K. Warburton and B.A. Brown, Phys. Rev. C 46, 923(1992)
- [19] V. Maddalena et al., Phys. Rev. C 60, 246133 (2001)
- [20] I. Talmi and I. Unna, Phys. Rev. Lett. 4, 469 (1960)
- [21] T. Otsuka, private communication
- [22] Z. Elekes et al., Phys. Rev. Lett. 98, 102502 (2007)
- [23] C. R. Hoffman et al., Phys. Rev. Lett. 100, 152502 (2008)
- [24] B. A. Brown and B. H. Wildenthal, Ann. Rev. of Nucl. Part. Sci. 38, 29 (1988)
- [25] B. A. Brown and W. A. Richter, Phys. Rev. C 74, 034315 (2006)
- [26] T. Suzuki et al., Phys. Rev. C 67, 044302 (2003)
- [27] D. Bazin et al., Phys. Rev. Lett. 74, 3569 (1995)
- [28] H. Ueno et al., Phys. Rev. C 53, 2142 (1996)
- [29] A. Ozawa et al., Nucl. Phys. A 693 (2001) 32.
- [30] B. A. Brown, S. Typel and W. A. Richter, Phys. Rev. C 65, 014612 (2002)