

Fermi LAT detection of pulsed γ -rays from the Vela-like pulsars PSR J1048-5832 and PSR J2229+6114

A. A. Abdo, Markus Ackermann, Marco Ajello, William B. Atwood, Magnus Axelsson, Luca Baldini, Jean Ballet, Guido Barbiellini, Matthew G. Baring, D. Bastieri, et al.

► **To cite this version:**

A. A. Abdo, Markus Ackermann, Marco Ajello, William B. Atwood, Magnus Axelsson, et al.. Fermi LAT detection of pulsed γ -rays from the Vela-like pulsars PSR J1048-5832 and PSR J2229+6114. The Astrophysical Journal, American Astronomical Society, 2009, 706, pp.1331-1340. 10.1088/0004-637X/706/2/1331 . in2p3-00440021

HAL Id: in2p3-00440021

<http://hal.in2p3.fr/in2p3-00440021>

Submitted on 8 Sep 2020

HAL is a multi-disciplinary open access archive for the deposit and dissemination of scientific research documents, whether they are published or not. The documents may come from teaching and research institutions in France or abroad, or from public or private research centers.

L'archive ouverte pluridisciplinaire **HAL**, est destinée au dépôt et à la diffusion de documents scientifiques de niveau recherche, publiés ou non, émanant des établissements d'enseignement et de recherche français ou étrangers, des laboratoires publics ou privés.

FERMI LAT DETECTION OF PULSED γ -RAYS FROM THE VELA-LIKE PULSARS PSR J1048–5832 AND PSR J2229+6114

A. A. ABDO^{1,2}, M. ACKERMANN³, M. AJELLO³, W. B. ATWOOD⁴, M. AXELSSON^{5,6}, L. BALDINI⁷, J. BALLE⁸, G. BARBIELLINI^{9,10}, M. G. BARING¹¹, D. BASTIERI^{12,13}, B. M. BAUGHMAN¹⁴, K. BECHTOL³, R. BELLAZZINI⁷, B. BERENJI³, E. D. BLOOM³, E. BONAMENTE^{15,16}, A. W. BORGLAND³, J. BREGEON⁷, A. BREZ⁷, M. BRIGIDA^{17,18}, P. BRUEL¹⁹, G. A. CALIANDRO^{17,18}, R. A. CAMERON³, F. CAMILO²⁰, P. A. CARAVEO²¹, J. M. CASANDJIAN⁸, C. CECCHI^{15,16}, A. CHEKHTMAN^{1,22}, C. C. CHEUNG²³, J. CHIANG³, S. CIPRINI^{15,16}, R. CLAUS³, I. COGNARD²⁴, J. COHEN-TANUGI²⁵, J. CONRAD^{26,27}, A. DE ANGELIS²⁸, F. DE PALMA^{17,18}, M. DORMODY⁴, E. DO COUTO E SILVA³, P. S. DRELL³, R. DUBOIS³, D. DUMORA^{29,30}, C. FARNIER²⁵, C. FAVUZZI^{17,18}, M. FRAILIS²⁸, P. C. C. FREIRE³¹, Y. FUKAZAWA³², S. FUNK³, P. FUSCO^{17,18}, F. GARGANO¹⁸, N. GEHRELS^{23,33}, S. GERMANI^{15,16}, B. GIEBELS¹⁹, N. GIGLIETTO^{17,18}, F. GIORDANO^{17,18}, T. GLANZMAN³, G. GODFREY³, I. A. GRENIER⁸, M.-H. GRONDIN^{29,30}, J. E. GROVE¹, L. GUILLEMOT^{29,30}, S. GUIRIEC³⁴, J. HALPERN²⁰, Y. HANABATA³², A. K. HARDING^{23,59}, M. HAYASHIDA³, E. HAYS²³, G. HOBBS³⁵, R. E. HUGHES¹⁴, G. JÓHANNESSON³, A. S. JOHNSON³, R. P. JOHNSON⁴, T. J. JOHNSON^{23,33}, W. N. JOHNSON¹, S. JOHNSTON³⁵, T. KAMAE³, H. KATAGIRI³², J. KATAOKA^{36,37}, N. KAWAI^{36,38}, M. KERR³⁹, J. KNÖDLSER⁴⁰, M. L. KOCIAN³, M. L. KRAMER^{41,42}, F. KUEHN¹⁴, M. KUSS⁷, J. LANDE³, L. LATRONICO⁷, M. LEMOINE-GOUMARD^{29,30}, F. LONGO^{9,10}, F. LOPARCO^{17,18}, B. LOTT^{29,30}, M. N. LOVELLETTE¹, P. LUBRANO^{15,16}, A. G. LYNE⁴¹, A. MAKEEV^{1,22}, R. N. MANCHESTER³⁵, M. MARELLI²¹, M. N. MAZZIOTTA¹⁸, J. E. MCENERY²³, C. MEURER^{26,6}, P. F. MICHELSON³, W. MITTHUMSIRI³, T. MIZUNO³², A. A. MOISEEV^{43,33}, C. MONTE^{17,18}, M. E. MONZANI³, A. MORSELLI⁴⁴, I. V. MOSKALENKO³, S. MURGIA³, P. L. NOLAN³, J. P. NORRIS⁴⁵, A. NOUTSOS⁴¹, E. NUSS²⁵, T. OHSUGI³², N. OMODEI⁷, E. ORLANDO⁴⁶, J. F. ORMES⁴⁵, M. OZAKI⁴⁷, D. PANEQUE³, J. H. PANETTA³, D. PARENT^{29,30,59}, M. PEPE^{15,16}, M. PESCE-ROLLINS⁷, F. PIRON²⁵, T. A. PORTER⁴, S. RAINÒ^{17,18}, R. RANDO^{12,13}, S. M. RANSOM⁴⁸, M. RAZZANO^{7,59}, A. REIMER^{49,3}, O. REIMER^{49,3}, T. REPOSEUR^{29,30}, L. S. ROCHESTER³, A. Y. RODRIGUEZ⁵⁰, R. W. ROMANI³, M. ROTH³⁹, F. RYDE^{51,6}, H. F.-W. SADROZINSKI⁴, D. SANCHEZ¹⁹, A. SANDER¹⁴, P. M. SAZ PARKINSON⁴, J. D. SCARGLE⁵², C. SGRÒ⁷, E. J. SISKIND⁵³, D. A. SMITH^{29,30}, P. D. SMITH¹⁴, G. SPANDRE⁷, P. SPINELLI^{17,18}, B. W. STAPPERS⁴¹, M. S. STRICKMAN¹, D. J. SUSON⁵⁴, H. TAJIMA³, H. TAKAHASHI³², T. TANAKA³, J. B. THAYER³, J. G. THAYER³, G. THEUREAU²⁴, D. J. THOMPSON²³, S. E. THORSETT⁴, L. TIBALDO^{12,8,13}, D. F. TORRES^{55,50}, G. TOSTI^{15,16}, Y. UCHIYAMA^{47,3}, T. L. USHER³, A. VAN ET TEN³, N. VILCHEZ⁴⁰, V. VITALE^{44,56}, A. P. WAITE³, P. WANG³, N. WANG⁵⁷, K. WATTERS³, P. WELTEVREDE³⁵, B. L. WINER¹⁴, K. S. WOOD¹, T. YLINEN^{51,58,6}, M. ZIEGLER⁴

Accepted for Pub in ApJ, October 12, 2009

ABSTRACT

We report the detection of γ -ray pulsations (≥ 0.1 GeV) from PSR J2229+6114 and PSR J1048–5832, the latter having been detected as a low-significance pulsar by EGRET. Data in the γ -ray band were acquired by the Large Area Telescope aboard the *Fermi Gamma-ray Space Telescope*, while the radio rotational ephemerides used to fold the γ -ray light curves were obtained using the Green Bank Telescope, the Lovell telescope at Jodrell Bank, and the Parkes telescope. The two young radio pulsars, located within the error circles of the previously unidentified EGRET sources 3EG J1048–5840 and 3EG J2227+6122, present spin-down characteristics similar to the Vela pulsar. PSR J1048–5832 shows two sharp peaks at phases 0.15 ± 0.01 and 0.57 ± 0.01 relative to the radio pulse confirming the EGRET light curve, while PSR J2229+6114 presents a very broad peak at phase 0.49 ± 0.01 . The γ -ray spectra above 0.1 GeV of both pulsars are fit with power laws having exponential cutoffs near 3 GeV, leading to integral photon fluxes of $(2.19 \pm 0.22 \pm 0.32) \times 10^{-7} \text{ cm}^{-2} \text{ s}^{-1}$ for PSR J1048–5832 and $(3.77 \pm 0.22 \pm 0.44) \times 10^{-7} \text{ cm}^{-2} \text{ s}^{-1}$ for PSR J2229+6114. The first uncertainty is statistical and the second is systematic. PSR J1048–5832 is one of two LAT sources which were entangled together as 3EG J1048–5840. These detections add to the growing number of young γ -ray pulsars that make up the dominant population of GeV γ -ray sources in the Galactic plane.

Subject headings: gamma rays: observations — pulsars: general — pulsars: individual (PSR J1048–5832, PSR J2229+6114)

¹ Space Science Division, Naval Research Laboratory, Washington, DC 20375, USA

² National Research Council Research Associate, National Academy of Sciences, Washington, DC 20001, USA

³ W. W. Hansen Experimental Physics Laboratory, Kavli Institute for Particle Astrophysics and Cosmology, Department of Physics and SLAC National Accelerator Laboratory, Stanford University, Stanford, CA 94305, USA

⁴ Santa Cruz Institute for Particle Physics, Department of Physics and Department of Astronomy and Astrophysics, University of California at Santa Cruz, Santa Cruz, CA 95064, USA

⁵ Department of Astronomy, Stockholm University, SE-106 91 Stockholm, Sweden

⁶ The Oskar Klein Centre for Cosmoparticle Physics, AlbaNova, SE-106 91 Stockholm, Sweden

⁷ Istituto Nazionale di Fisica Nucleare, Sezione di Pisa, I-56127 Pisa, Italy

⁸ Laboratoire AIM, CEA-IRFU/CNRS/Université Paris Diderot, Service d'Astrophysique, CEA Saclay, 91191 Gif sur Yvette, France

⁹ Istituto Nazionale di Fisica Nucleare, Sezione di Trieste, I-34127 Trieste, Italy

¹⁰ Dipartimento di Fisica, Università di Trieste, I-34127 Trieste, Italy

¹¹ Rice University, Department of Physics and Astronomy,

1. INTRODUCTION

The nature of unidentified high-energy γ -ray sources in the Galaxy was one of the major unanswered questions at the end of the EGRET era. The third EGRET catalog contained 170 unidentified sources, 74 of which were at Galactic latitude $|b| < 10^\circ$ (Hartman et al. 1999; Bhattacharya et al. 2003). Rotation-powered pulsars are believed to dominate the Galactic γ -ray source

population (e.g. Yadigaroglu & Romani (1995)), but their visibility is linked to their beam patterns. Soon after launch, the *Fermi Gamma-ray Space Telescope* began to unveil many 3EG sources, discovering the radio-quiet pulsar in the CTA1 supernova remnant associated with 3EG J0010+7309 (Abdo et al. 2008), detecting the radio-loud pulsar PSR J2021+3651 (associated with 3EG J2021+3716) (Abdo et al. 2009b), seen independently by *AGILE* (Halpern et al. 2008), as well as the radio pulsar PSR J1028–5819, associated with 3EG J1027–5817 (Abdo et al. 2009c) and new populations of radio-quiet γ -ray pulsars, detectable using blind search techniques (Abdo et al. 2009f). For the pulsars detected in γ rays, the bulk of the electromagnetic power output is in high energies. The γ -ray emission is thus crucial for understanding the emission mechanism which converts the rotational energy of the neutron star into electromagnetic radiation. The discovery of many new γ -ray pulsars will provide strong constraints on the location of the γ -ray emitting regions, whether above the polar caps (Daugherty & Harding 1996), or far from the neutron star in the so-called “outer gaps” (Romani 1996), or in the intermediate regions like the “slot gap” (Muslimov & Harding 2004) having “two-pole caustic” geometry (Dyks & Rudak 2003). In this paper we report the *Fermi* detection of the two pulsars PSR J1048–5832 and PSR J2229+6114, which have spin characteristics similar to other young pulsars typified by the Vela pulsar. Kramer et al. (2003) provide a discussion of “Vela-like” pulsars.

PSR J1048–5832 (B1046–58) is located in the Carina region at low Galactic latitude ($l = 287.42^\circ$, $b = 0.58^\circ$). It was discovered during a 1.4 GHz Parkes survey of the Galactic plane and has a period $P \sim 123.7$ ms

- MS-108, P. O. Box 1892, Houston, TX 77251, USA
¹² Istituto Nazionale di Fisica Nucleare, Sezione di Padova, I-35131 Padova, Italy
¹³ Dipartimento di Fisica “G. Galilei”, Università di Padova, I-35131 Padova, Italy
¹⁴ Department of Physics, Center for Cosmology and Astro-Particle Physics, The Ohio State University, Columbus, OH 43210, USA
¹⁵ Istituto Nazionale di Fisica Nucleare, Sezione di Perugia, I-06123 Perugia, Italy
¹⁶ Dipartimento di Fisica, Università degli Studi di Perugia, I-06123 Perugia, Italy
¹⁷ Dipartimento di Fisica “M. Merlin” dell’Università e del Politecnico di Bari, I-70126 Bari, Italy
¹⁸ Istituto Nazionale di Fisica Nucleare, Sezione di Bari, 70126 Bari, Italy
¹⁹ Laboratoire Leprince-Ringuet, École polytechnique, CNRS/IN2P3, Palaiseau, France
²⁰ Columbia Astrophysics Laboratory, Columbia University, New York, NY 10027, USA
²¹ INAF-Istituto di Astrofisica Spaziale e Fisica Cosmica, I-20133 Milano, Italy
²² George Mason University, Fairfax, VA 22030, USA
²³ NASA Goddard Space Flight Center, Greenbelt, MD 20771, USA
²⁴ Laboratoire de Physique et Chimie de l’Environnement, LPCE UMR 6115 CNRS, F-45071 Orléans Cedex 02, and Station de radioastronomie de Nançay, Observatoire de Paris, CNRS/INSU, F-18330 Nançay, France
²⁵ Laboratoire de Physique Théorique et Astroparticules, Université Montpellier 2, CNRS/IN2P3, Montpellier, France
²⁶ Department of Physics, Stockholm University, AlbaNova, SE-106 91 Stockholm, Sweden
²⁷ Royal Swedish Academy of Sciences Research Fellow, funded by a grant from the K. A. Wallenberg Foundation
²⁸ Dipartimento di Fisica, Università di Udine and Istituto Nazionale di Fisica Nucleare, Sezione di Trieste, Gruppo Collegato di Udine, I-33100 Udine, Italy
²⁹ Université de Bordeaux, Centre d’Études Nucléaires Bordeaux Gradignan, UMR 5797, Gradignan, 33175, France
³⁰ CNRS/IN2P3, Centre d’Études Nucléaires Bordeaux Gradignan, UMR 5797, Gradignan, 33175, France
³¹ Arecibo Observatory, Arecibo, Puerto Rico 00612, USA
³² Department of Physical Sciences, Hiroshima University, Higashi-Hiroshima, Hiroshima 739-8526, Japan
³³ University of Maryland, College Park, MD 20742, USA
³⁴ University of Alabama in Huntsville, Huntsville, AL 35899, USA
³⁵ Australia Telescope National Facility, CSIRO, Epping NSW 1710, Australia
³⁶ Department of Physics, Tokyo Institute of Technology, Meguro City, Tokyo 152-8551, Japan
³⁷ Waseda University, 1-104 Totsukamachi, Shinjuku-ku, Tokyo, 169-8050, Japan
³⁸ Cosmic Radiation Laboratory, Institute of Physical and Chemical Research (RIKEN), Wako, Saitama 351-0198, Japan
³⁹ Department of Physics, University of Washington, Seattle, WA 98195-1560, USA
⁴⁰ Centre d’Étude Spatiale des Rayonnements, CNRS/UPS, BP 44346, F-30128 Toulouse Cedex 4, France
⁴¹ Jodrell Bank Centre for Astrophysics, School of Physics and Astronomy, The University of Manchester, M13 9PL, UK
⁴² Max-Planck-Institut für Radioastronomie, Auf dem Hügel 69, 53121 Bonn, Germany
⁴³ Center for Research and Exploration in Space Science and Technology (CREST), NASA Goddard Space Flight Center, Greenbelt, MD 20771, USA

- ⁴⁴ Istituto Nazionale di Fisica Nucleare, Sezione di Roma “Tor Vergata”, I-00133 Roma, Italy
⁴⁵ Department of Physics and Astronomy, University of Denver, Denver, CO 80208, USA
⁴⁶ Max-Planck Institut für extraterrestrische Physik, 85748 Garching, Germany
⁴⁷ Institute of Space and Astronautical Science, JAXA, 3-1-1 Yoshinodai, Sagami-hara, Kanagawa 229-8510, Japan
⁴⁸ National Radio Astronomy Observatory (NRAO), Charlottesville, VA 22903, USA
⁴⁹ Institut für Astro- und Teilchenphysik and Institut für Theoretische Physik, Leopold-Franzens-Universität Innsbruck, A-6020 Innsbruck, Austria
⁵⁰ Institut de Ciències de l’Espai (IEEC-CSIC), Campus UAB, 08193 Barcelona, Spain
⁵¹ Department of Physics, Royal Institute of Technology (KTH), AlbaNova, SE-106 91 Stockholm, Sweden
⁵² Space Sciences Division, NASA Ames Research Center, Moffett Field, CA 94035-1000, USA
⁵³ NYCB Real-Time Computing Inc., Lattintown, NY 11560-1025, USA
⁵⁴ Department of Chemistry and Physics, Purdue University Calumet, Hammond, IN 46323-2094, USA
⁵⁵ Institució Catalana de Recerca i Estudis Avançats, Barcelona, Spain
⁵⁶ Dipartimento di Fisica, Università di Roma “Tor Vergata”, I-00133 Roma, Italy
⁵⁷ National Astronomical Observatories-CAS, Ürümqi 830011, China
⁵⁸ School of Pure and Applied Natural Sciences, University of Kalmar, SE-391 82 Kalmar, Sweden
⁵⁹ Corresponding Authors: A. K. Harding, ahardingx@yahoo.com; D. Parent, parent@cenbg.in2p3.fr; M. Razzano, massimiliano.razzano@pi.infn.it

(Johnston et al. 1992). It has a spin-down luminosity $\dot{E} = 4\pi^2 I (\dot{P}/P^3)$ of $2 \times 10^{36} \text{ erg s}^{-1}$, for a moment of inertia I of 10^{45} g cm^2 , a surface dipole magnetic field strength of $3.5 \times 10^{12} \text{ G}$, and a characteristic age $\tau_c = P/2\dot{P}$ of 20 kyr. High-resolution observations of the coincident *ASCA* source by the *Chandra X-ray Observatory* and *XMM-Newton* revealed an asymmetric pulsar wind nebula (PWN) of $\sim 6'' \times 11''$, surrounding a point source coincident with the pulsar but so far no X-ray pulsations were detected (Gonzales et al. 2006). PSR J1048–5832 has been proposed as a counterpart of the steady EGRET source 3EG J1048–5840 (Fierro 1995; Pivovarov et al. 2000; Nolan et al. 2003), as suggested by positional coincidence, spectral, and energetic properties. Detailed analysis of the EGRET data found possible γ -ray pulsations at $E > 400 \text{ MeV}$, a double-peaked light curve with ~ 0.4 peak phase separation (Fig.1, Kaspi et al. 2000). An HI distance determination for the pulsar yields between 2.5 and 6.6 kpc (Johnston et al. 1996). The NE2001 model (Cordes & Lazio 2002) assigns a distance of 2.7 kpc based partly on the HI distance determination. For this paper we adopt 3 kpc as the distance to the pulsar.

PSR J2229+6114 is located at $(l,b) = (106.6^\circ, 2.9^\circ)$ within the error box of the EGRET source 3EG J2227+6122 (Hartman et al. 1999). Detected as a compact X-ray source by *ROSAT* and *ASCA* observations of the EGRET error box, it was later discovered to be a radio and X-ray pulsar with a period of $P = 51.6 \text{ ms}$ (Halpern et al. 2001b). The radio pulse profile shows a single sharp peak, while the X-ray light curve at 0.8 – 10 keV consists of two peaks, separated by $\Delta\phi = 0.5$. *AGILE* recently reported the discovery of γ -ray pulsations above 100 MeV (Pellizzoni et al. 2009). The pulsar is as young as the Vela pulsar (characteristic age $\tau_c = 10 \text{ kyr}$), as energetic ($\dot{E} = 2.2 \times 10^{37} \text{ erg s}^{-1}$), and is evidently the energy source of the “Boomerang” arc-shaped PWN G106.65+2.96, suggested to be part of the supernova remnant (SNR) G106.3+2.7 discovered by Joncas & Higgs (1990). Recently, the PWN has been detected at TeV energies by MILAGRO (Abdo et al. 2009g). Studies of the radial velocities of both neutral hydrogen and molecular material place the system at $\sim 800 \text{ pc}$ (Kothes et al. 2001), while Halpern et al. (2001a) suggest a distance of 3 kpc estimated from its X-ray absorption. The pulsar DM, used in conjunction with the NE2001 model, yields a distance of 7.5 kpc, significantly above all other estimates. For this paper we again adopt a distance of 3 kpc.

2. OBSERVATIONS

2.1. Gamma-Ray Observations

The Large Area Telescope (LAT) aboard *Fermi* is an electron-positron pair conversion telescope sensitive to γ -rays of energies 0.02 to $>300 \text{ GeV}$. The LAT is made of a high-resolution silicon microstrip tracker, a CsI hodoscopic electromagnetic calorimeter, and segmented plastic scintillators to reject the background of charged particles (Atwood et al. 2009). Compared with its predecessor EGRET, the LAT has a larger effective area ($\sim 8000 \text{ cm}^2$ on-axis for $E > 1 \text{ GeV}$), improved angular resolution ($\theta_{68} \sim 0.5^\circ$ at 1 GeV for events in the

front section of the tracker), and a higher sensitivity ($\sim 3 \times 10^{-9} \text{ cm}^{-2} \text{ s}^{-1}$)⁶⁰. The large field of view ($\sim 2.4 \text{ sr}$) allows the LAT to observe the full sky in survey mode every 3 hours. The LAT timing is derived from a GPS clock on the spacecraft and γ -rays are hardware time-stamped to an accuracy significantly better than $1 \mu\text{s}$ (Abdo et al. 2009h). The LAT software tools for pulsars have been shown to be accurate to a few μs (Smith et al. 2008).

In this paper, the data used for the spectral analysis were collected during *Fermi*’s first-year all-sky survey, beginning 2008 August 4. For the timing analysis, we added data collected during the commissioning phase observations from 2008 June 30 to 2008 August 3, that included pointed observations of the Vela pulsar and other targets. The data for PSR J1048–5832 end 2009 April 10, while those for PSR J2229+6114 end 2009 March 23. Only γ rays in the “Diffuse” class events (the tightest background rejection) were selected. In addition, we excluded those coming from zenith angles $> 105^\circ$, where γ -rays resulting from cosmic-ray interactions in the Earth’s atmosphere produce an excessive background contamination.

2.2. Radio Observations

2.2.1. PSR J1048–5832

PSR J1048–5832 is observed in the radio band at approximately monthly intervals since early 2007 at the 64-m Parkes radio telescope in Australia (Manchester 2008). A typical observation is of 2 min duration at a frequency of 1.4 GHz with occasional additional observations at 0.7 and 3.1 GHz. Full details of the observing and data analysis can be found in Weltevrede et al. (2009a). The pulsar is known to have glitched in the past (Wang et al. 2000) and indeed glitched just prior to the launch of *Fermi* (Weltevrede et al. 2009a). Like many high \dot{E} pulsars, PSR J1048–5832 is highly polarized in the radio band over a wide frequency range (Karastergiou et al. 2005; Johnston et al. 2006).

The timing solution uses 20 pulse times of arrival (TOAs) and was derived using the pulsar timing software TEMPO2 (Hobbs et al. 2006). The timing solution fits for the pulsar’s spin frequency and frequency derivative and also whitens the data using the so-called fitwaves algorithm within TEMPO2. The resulting rms of 0.287 ms is a substantial improvement on the pre-whitened solution. Note that the extra fitwaves parameters are not supported by the standard *Fermi* software tools but were included in this analysis. Measurements of the dispersion delay across the 1369 MHz band with a bandwidth of 256 MHz lead to a dispersion measure (DM) of $128.822 \pm 0.008 \text{ pc cm}^{-3}$, with no indication that the DM is varying over time. This DM is used to correct the radio TOAs to infinite frequency for phasing the γ -ray photon TOAs.

2.2.2. PSR J2229+6114

PSR J2229+6114 is being observed at the NRAO Green Bank Telescope (GBT) (Kaplan et al. 2005) and

⁶⁰ This value refers to a steady source after one-year sky survey, assuming a high-latitude diffuse flux of $1.5 \times 10^{-5} \text{ cm}^{-2} \text{ s}^{-1} \text{ sr}^{-1}$ ($>0.1 \text{ GeV}$ and a photon spectral index of -2.1 with no spectral cutoff).

the Lovell telescope at Jodrell Bank (Hobbs et al. 2004). The rotational ephemeris used here to fold γ -ray photons is based on TOAs obtained from both telescopes between 2008 June 17 and 2009 March 23. There are 25 such TOAs from GBT with average uncertainty of 0.2 ms, each from a 5 minute observation mainly at a central frequency of 2.0 GHz. The 44 Jodrell Bank TOAs have an average uncertainty of 0.3 ms, obtained from individual 30 minute observations at 1.4 GHz. In our timing fits with TEMPO⁶¹, we fixed the position at that known from X-ray observations (Halpern et al. 2001b). PSR J2229+6114 shows some timing noise over the 9 month interval, requiring a fit to rotation frequency $\nu = 1/P$ and its first two derivatives. In addition, on MJD 54782.6 \pm 0.5 a small glitch occurred, with fractional frequency step of $\Delta\nu/\nu = (4.08 \pm 0.06) \times 10^{-9}$ and $\Delta\dot{\nu}/\dot{\nu} = (2.0 \pm 0.4) \times 10^{-4}$. The post-fit rms is 0.24 ms. We have measured the DM with separate sets of GBT observations at three widely spaced frequencies, obtaining DM = (204.97 \pm 0.02) pc cm⁻³. This is used to correct 2 GHz arrival times to infinite frequency, for comparison with the γ -ray profile.

3. ANALYSIS AND RESULTS

The events were analyzed using the standard software package *Science Tools*⁶² (ST) for the *Fermi* LAT data analysis and TEMPO2. The timing parameters used in this work will be made available on the servers of the *Fermi* Science Support Center⁶³.

3.1. Pulse profiles of PSR J1048–5832

For the timing analysis of PSR J1048–5832, we selected γ -rays with energy >0.1 GeV within a radius of 1° around the radio pulsar position. Then, we applied an energy-dependent angular radius cut $\theta_{68} \leq 0.8 \times E_{\text{GeV}}^{-0.75}$ degrees, keeping all the photons included in a radius of $0^\circ 35$. This selection approximates the LAT point spread function (PSF) and maximizes the signal-to-noise ratio over a broad energy range. We corrected photon arrival times to the Solar System barycenter using the JPL DE405 Solar System ephemeris (Standish 1998). The event times were then folded with the radio period using the Parkes ephemeris. The bin-independent H -test (De Jager et al. 1989) results in a probability $\leq 4 \times 10^{-8}$ that the modulation would have occurred by chance. This value is more than 4 orders of magnitude smaller than the previous EGRET results (Kaspi et al. 2000), establishing firmly this source as a γ -ray pulsar.

Figure 1 (top panel) shows the resulting 50-bin γ -ray phase histogram above 0.1 GeV. The two peaks appear asymmetric, with a slow rise and a fast fall. We fit each peak with two half-Lorentzian functions, i.e. with different widths for the leading and trailing sides. P1 ($\phi = 0.05 - 0.17$) is sharper with a full width at half maximum (FWHM) of 0.06 ± 0.01 , while P2 ($\phi = 0.45 - 0.65$) is a bit broader with an FWHM of 0.10 ± 0.02 . The 1.4 GHz radio profile is shown at the bottom panel for comparison. The γ -ray light curve consists of two peaks, with P1 at phase $0.15 \pm 0.01 \pm 0.0001$ and P2 at phase $0.57 \pm 0.01 \pm 0.0001$, leading to a phase separation $\Delta\phi$ of

$0.42 \pm 0.01 \pm 0.0001$. The errors are respectively the γ -ray fit uncertainty and that caused by the DM uncertainty. These results are in agreement with those found by Kaspi et al. (2000). We observe structure related to a shoulder or a “bridge” region between 0.17 and 0.30 in phase, which trails the first γ -ray peak. Note that the profile is very similar to the Vela light curve, which consists of both two peaks separated by 0.43 in phase and a bridge region (Abdo et al. 2009a). We also defined the “off-pulse region” as the pulse minimum ($\phi = 0.7 - 1.05$). To check this assumption, we estimated the background represented by the dashed line (73 counts/bin) from a ring with $1^\circ < \theta < 2^\circ$ surrounding the source. Nearby sources are removed, and we normalized to the same phase space as our selection. The result is in good agreement with the off-pulse region. As a consequence, the total number of pulse photons from the pulsar is estimated at 933 ± 93 , with a background contribution of 3654 ± 60 events.

Figure 1 (middle panels) shows the 50-bin γ -ray phase histograms of PSR J1048–5832 in four energy bands (0.1 – 0.3 GeV, 0.3 – 1 GeV, 1 – 3 GeV, >3 GeV). Evolution in the light curve shape with energy is visible, although more data are needed to constrain the peak widths. Notably, below 0.3 GeV the first peak seems wider than at high energies. This feature could be explained by the contamination of a LAT source (0FGL 1045.6–5937) less than 1° from the pulsar. We also looked for an evolution of the ratio P1/P2 with energy, as seen by EGRET for Vela, Crab, Geminga, PSR B1951+32 (Thompson et al. 2004) and seen by the *Fermi* LAT for Vela (Abdo et al. 2009a) and PSR J0205+6449 (Abdo et al. 2009e). In each energy band, we calculated the peak height with respect to the background level as estimated from the off pulse interval. The ratio shows no variation with a confidence level of $\sim 69\%$. This is not a particularly stringent bound, and we expect to accumulate much more data to eventually detect a possible variation of P1/P2 with energy. Finally, note that between 1 and 3 GeV, the trailing shoulder P1 ($\phi = 0.17 - 0.33$) is significant and there is still evidence of it for $E > 3$ GeV, whereas above 3 GeV the two peaks are still observed with the highest energy photon detected in P1 at 19 GeV.

3.2. Pulse profiles of PSR J2229+6114

For the timing analysis of PSR J2229+6114, we used the same energy-dependent selection criteria as for PSR J1048–5832. γ -ray TOAs were folded with the radio period using the GBT and Lovell telescope ephemeris.

Figure 2 (top panel) shows the resulting 50-bin histogram of folded counts above 0.1 GeV compared with the phase-aligned radio pulse profile (bottom panel). The profile shows a single, asymmetric peak ($\phi = 0.15 - 0.65$), that has been fit by a two half-Lorentzian function. The fit places the peak at $0.49 \pm 0.01 \pm 0.001$ with FWHM of 0.23 ± 0.03 . We estimated the background level from a $1 - 2^\circ$ ring around the pulsar during the 0.65 – 0.15 pulse minimum. This is represented by the dashed line (48 counts/bin). The result is consistent with the off-pulse region. As a consequence, the total of pulsed photons from the pulsar is estimated at 1365 ± 79 , with a background contribution of 2431 ± 49 events.

To examine the energy-dependent trend of the γ -ray pulse profile (Figure 2, middle panels), phase histograms are plotted over 4 energy intervals (0.1–0.3 GeV,

⁶¹ <http://www.atnf.csiro.au/research/pulsar/tempo>.

⁶² <http://fermi.gsfc.nasa.gov/ssc/data/analysis/scitools/overview.htm>

⁶³ <http://fermi.gsfc.nasa.gov/ssc/data/access/lat/ephems/>

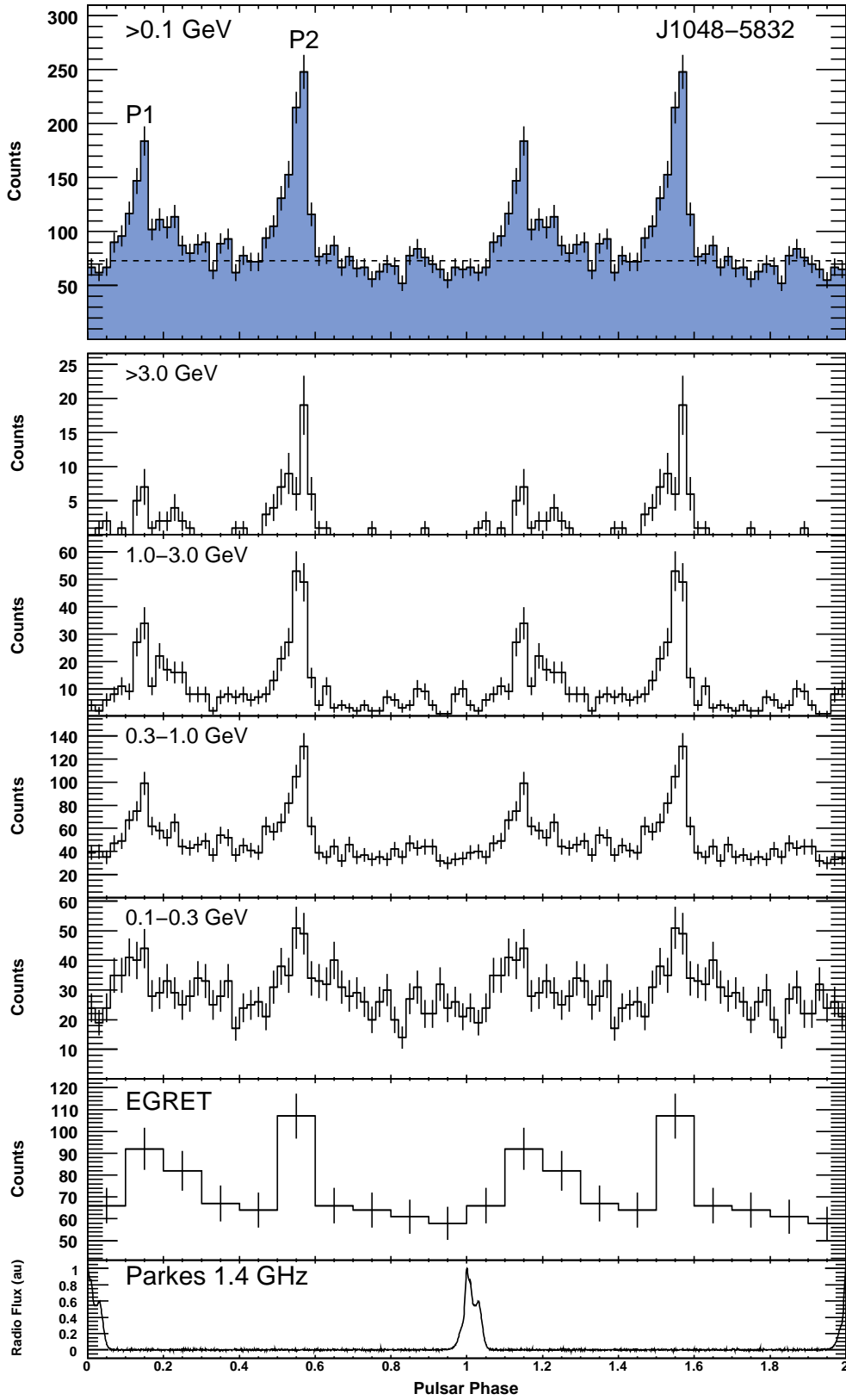


FIG. 1.— *Top panel:* Light curve of PSR J1048–5832 above 0.1 GeV, shown over two pulse periods with 50 bins per period ($P = 123.7$ ms). The dashed line shows the background level, as estimated from an annulus surrounding the pulsar position during the off-pulse phase (73 counts/bin). *Four following panels:* Energy-dependent phase histograms for PSR J1048–5832 in the four indicated energy ranges, each displayed with 50 bins per pulse period. *Second panel from bottom:* Folded EGRET light curve for energies above 400 MeV (Kaspi et al. 2000). *Bottom panel:* Radio pulse profile from the Parkes Telescope at a center frequency of 1.4 GHz with 1024 phase bins.

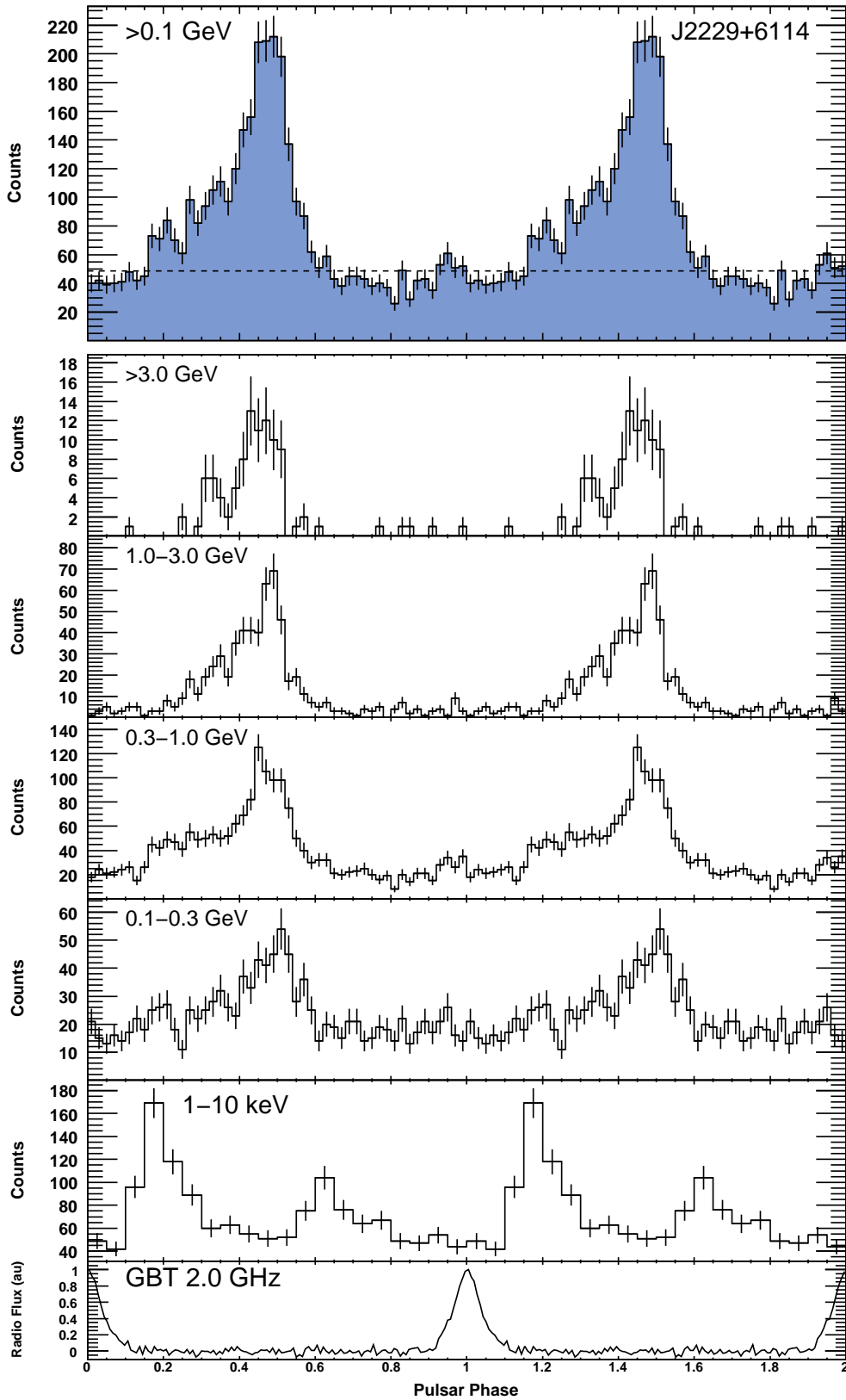


FIG. 2.— *Top panel:* Light curve of PSR J2229+6114 above 0.1 GeV, shown over two pulse periods with 50 bins per period ($P = 51.6$ ms). The dashed line shows the background level, as estimated from an annulus surrounding the pulsar position during the off-pulse phase (48 counts/bin). *Four following panels:* Energy dependent phase histograms for PSR J2229+6114 in the four indicated energy ranges, each displayed with 50 bins per pulse period. *Second panel from bottom:* Light curve in the 1–10 keV band from the *XMM* pn CCD in small window mode. The instrumental time resolution is 5.7 ms (2.2 phase bins). Phase alignment with respect to the radio pulse, as described in the text, is accurate to ≈ 0.4 phase bins of this 20-bin light curve. *Bottom panel:* Radio pulse profile from Green Bank Telescope at a center frequency of 2 GHz with 128 phase bins.

0.3 – 1 GeV, 1 – 3 GeV and >3 GeV), showing a possible drift of the peak. Between 0.1 – 0.3 GeV, the peak is offset from the radio pulse by 0.51 ± 0.02 according to a two half-Lorentzian fit, while the offsets for 0.3 – 1 GeV, 1 – 3 GeV and > 3 GeV are 0.48 ± 0.01 , 0.49 ± 0.01 and 0.45 ± 0.01 , respectively. The peak positions are compatible between 0.1 – 3 GeV, and a slight mis-alignment appears above 3 GeV. However, the data cannot constrain strongly the pulse phase dependence, even if the mis-alignment between the X-ray and γ -ray profile suggests a spectral energy dependence of the high energy light curve. Finally, we note that the highest energy photon is 10.8 GeV at phase ~ 0.30 .

In Figure 2 we also show the 1–10 keV X-ray profile of PSR J2229+6114 obtained from an *XMM* observation on 2002 June 15 (MJD 52440) with effective exposure time of 20 ks. The data were folded using a contemporaneous ephemeris based on Jodrell Bank and GBT observations. The highest peak of the X-ray profile lags the radio pulse by $\phi = 0.17 \pm 0.02$. Analysis of an *RXTE* observation from MJD 52250 yields a consistent radio–X-ray offset. There is no energy dependence of the X-ray pulse shape within the 1–10 keV range, while the sharpness of the peaks as well as their spectral shape indicates that the emission is predominantly non-thermal.

3.3. Phase-averaged spectra and flux

In order to obtain the phase-averaged spectrum for PSR J1048–5832 and PSR J2229+6114, a maximum likelihood spectral analysis (Mattox et al. 1996) was performed, using the LAT tool ‘gtlike’³. We used the “Pass 6 v3” instrument response functions (IRFs), which are a post-launch update to address γ -ray detection inefficiencies that are correlated with trigger rate. The systematic errors on the effective area are $\leq 5\%$ near 1 GeV, 10% below 0.1 GeV and 20% over 10 GeV.

3.3.1. Spectrum of PSR J1048–5832

A circular region around 15° from the source was modeled including nearby LAT sources around the source position. The Galactic diffuse background was accounted for by using maps based on the GALPROP model called 54_59Xvarh7S (Strong et al. 2004a,b). We modeled the isotropic background through a tabulated spectrum derived from a fit to LAT data at high galactic latitude, freezing the Galactic model and including the detected point sources within a radius of 15° . We fit the spectrum of PSR J1048–5832 with a power law with an exponential cutoff between 0.1 and 0.7 in phase, that can be described by the equation:

$$\frac{dF}{dE} = N_0 E^{-\Gamma} e^{-E/E_c} \text{ cm}^{-2} \text{ s}^{-1} \text{ GeV}^{-1} \quad (1)$$

with E in GeV, the term $N_0 = (5.9 \pm 0.3 \pm 0.1) \times 10^{-8} \text{ cm}^{-2} \text{ s}^{-1} \text{ GeV}^{-1}$, a spectral index $\Gamma = 1.38 \pm 0.06 \pm 0.12$ and a cut-off energy $E_c = 2.3_{-0.4}^{+0.3} \pm 0.3 \text{ GeV}$. The first uncertainty is statistical, while the second is systematic. From this result, we obtained an integral photon flux in the range 0.1–100 GeV of $(2.19 \pm 0.22 \pm 0.32) \times 10^{-7} \text{ cm}^{-2} \text{ s}^{-1}$, which is about one third of the flux of the EGRET source 3EG J1048–5840. Figure 3 shows both the overall fit between 0.1 and 20 GeV (solid line),

and the spectral points obtained for 6 logarithmically-spaced energy bins and performing spectral analysis in each interval, assuming a power law shape for the source. To check the assumption of a cut-off energy in the spectrum, we also modeled the pulsar with a simple power law of the form $dF/dE = N_0 E^{-\Gamma}$. The chance probability to incorrectly reject the hypothesis of a pure power law spectrum is $\sim 10 \sigma$.

The pulsar is listed in the Bright Source List of the *Fermi* LAT (Abdo et al. 2009d) as 0FGL J1047.6–5834, which is located at (RA,Dec) = (161.922°, –58.577°) with a 95% confidence level radius of 0.138° . There is another LAT point source located $\sim 1^\circ$ away, 0FGL J1045.6–5937. We modeled this unidentified source with a simple power law. The best fit result gives a spectral index $2.2 \pm 0.1 \pm 0.1$ and an integral photon flux of $(4.49 \pm 0.40 \pm 0.80) \times 10^{-7} \text{ cm}^{-2} \text{ s}^{-1}$. The sum of the fluxes of this source plus PSR J1048–5832 is $\sim 6.7 \times 10^{-7} \text{ cm}^{-2} \text{ s}^{-1}$ which is consistent with the flux of 3EG J1048–5840 of $(6.2 \pm 0.7) \times 10^{-7} \text{ cm}^{-2} \text{ s}^{-1}$. The EGRET source 3EG J1048–5840 as well as the COS-B source 2CG 288–00 (Swanenburg et al. 1981) were apparently made up of these two sources, which have now been resolved by the *Fermi* LAT.

3.3.2. Spectrum of PSR J2229+6449

Initially, a 15 degree circular region around the source position and the same Galactic diffuse background used for PSR J1048–5832 were modeled to fit PSR J2229+6114. However, some structures around the object were not taken into account in the Galactic model, and overestimate the flux of the pulse regions. We finally adopted a model for the Galactic diffuse emission based on six galactocentric ‘ring’ maps of N(H I) and W(CO) and on the spatial distribution of the inverse Compton intensity modeled by GALPROP. This intensity as well as the gamma-ray emissivities per ring were adjusted to maximize agreement with the observations, taking into account detected point sources of gamma rays. This approach is similar to that described by Casandjian & Grenier (2008) for modeling EGRET data, and is being used by the LAT team to fit the model of Galactic diffuse emission for the first public release.

PSR J2229+6114, referenced as the LAT point source 0FGL J2229.0+6114 in the Bright Source List, was modeled by a power law with a simple exponential cut-off (Eq. 1), between 0.15 and 0.65 in phase. Figure 4 (solid line) shows the phase-averaged spectral energy distribution from the likelihood fit, with $N_0 = (5.2 \pm 0.4 \pm 0.1) \times 10^{-8} \text{ cm}^{-2} \text{ s}^{-1} \text{ GeV}^{-1}$, a spectral index $\Gamma = 1.85 \pm 0.06 \pm 0.10$ and a cut-off energy $E_c = 3.6_{-0.6}^{+0.9} \pm 0.6 \text{ GeV}$. From this, we estimated an integral photon flux of $(3.77 \pm 0.22 \pm 0.44) \times 10^{-7} \text{ cm}^{-2} \text{ s}^{-1}$. This value is 10% lower than the flux of $(4.13 \pm 0.61) \times 10^{-7} \text{ cm}^{-2} \text{ s}^{-1}$ of the EGRET source 3EG J2227+6122 obtained for a power law with a spectral index of 2.24 ± 0.14 and larger than the flux of $(2.6 \pm 0.4) \times 10^{-7} \text{ cm}^{-2} \text{ s}^{-1}$ measured by AGILE (Pellizzoni et al. 2009). We also fit the LAT data to a simple power-law model, yielding a flux of $(4.54 \pm 0.14) \times 10^{-7} \text{ cm}^{-2} \text{ s}^{-1}$ and a spectral index of 2.25 ± 0.02 . Note that the spectral model using an exponential cut-off is better constrained with a difference between the log likelihoods of $\sim 9\sigma$, rejecting the

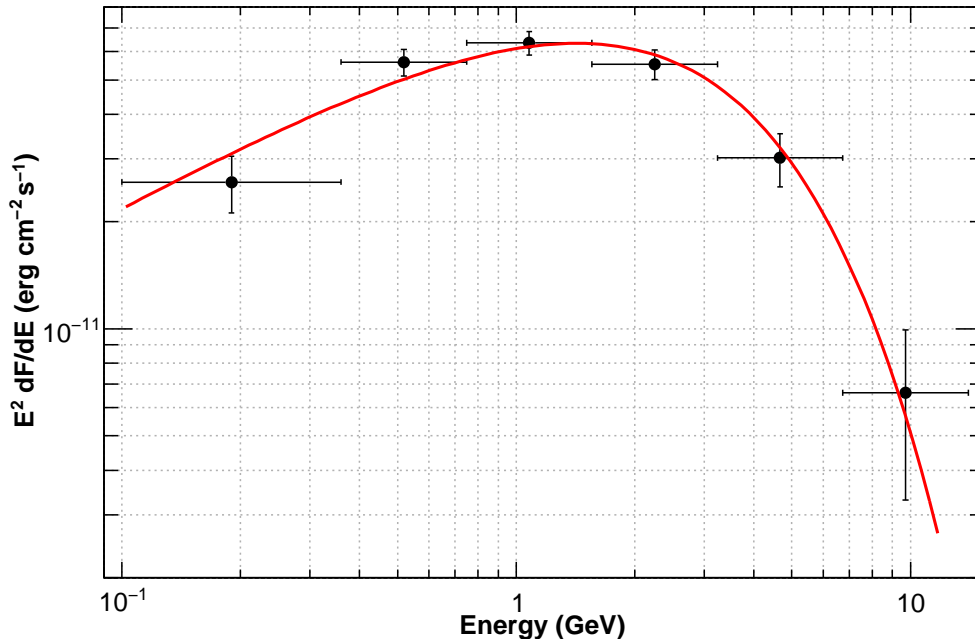


FIG. 3.— Spectral energy distribution for PSR J1048–5832 as fit by “gtlike” assuming a power-law with an exponential cutoff (solid line). The spectral points were obtained for 6 logarithmically-spaced energy bins and performing spectral analysis in each interval, assuming a power law shape for the source. The errors bars are statistical only.

power-law hypothesis. For both PSR J1048–5832 and PSR J2229+6114 the statistics available is not enough to significantly rule out a super-exponential cutoff in favor of a simple exponential cutoff.

As a first search for unpulsed emission from the Boomerang nebula, we fitted a point-source to the off-pulse data at the radio pulsar position in the energy band 0.2 – 100 GeV. No signal was observed from the PWN. After scaling to the full pulse phase, we derived a 95% confidence level upper limit on the flux of $4.0 \times 10^{-8} \text{ cm}^{-2} \text{ s}^{-1}$.

4. DISCUSSION

The γ -ray light curves of PSR J1048–5832 and PSR J2229+6114 cover a wide range in phase, suggesting that the γ -ray beams cover a large solid angle. This in turn seems to favor the outer magnetospheric emission models, in particular the outer gap (OG, Romani 1996) and the slot gap (SG, Muslimov & Harding 2004) models.

The γ -ray luminosity is given by

$$L_\gamma = 4\pi f_\Omega(\alpha, \zeta_E) F_{E,obs} d^2, \quad (2)$$

where $F_{E,obs}$ is the observed energy flux at the Earth line of sight (at angle ζ_E to the rotation axis), d is the pulsar distance, and $f_\Omega(\alpha, \zeta_E)$ is the beaming correction factor that depends on the geometry of the emission pattern. The factor $f_\Omega(\alpha, \zeta_E)$ is a function of the pulsar magnetic inclination α , and is model sensitive. It is given by (Watters et al. 2009):

$$f_\Omega(\alpha, \zeta_E) = \frac{\int F_\gamma(\alpha; \zeta, \phi) \sin(\zeta) d\zeta d\phi}{2 \int F_\gamma(\alpha; \zeta_E, \phi) d\phi} \quad (3)$$

where $F_\gamma(\alpha; \zeta, \phi)$ is the radiated flux as a function of the viewing angle ζ and the pulsar phase ϕ . In the ratio

f_Ω , the numerator is the total emission over the full sky, and the denominator is the expected phase-averaged flux for the light curve seen from Earth. For the polar cap model (Daugherty & Harding 1996), the γ -ray emission originates at a few stellar radii from the surface, implying an emission with a small solid angle, that is, $f_\Omega \ll 1$. For both OG and SG models, where the emission is far away from the neutron star, the resulting f_Ω values can be near unity, and even exceed 1 when the dominant sampling of the flux F_γ arises for viewing angles ζ quite disparate from ζ_E .

For PSR J1048–5832, the observed integral energy flux obtained by integrating Equation 1 times the energy is $(19.4 \pm 1.0 \pm 3.1) \times 10^{-11} \text{ erg cm}^{-2} \text{ s}^{-1}$, leading to a γ -ray luminosity of $2.1 \times 10^{35} f_\Omega (d/3 \text{ kpc})^2$ and an efficiency $\eta = L_\gamma/\dot{E} = 0.10 f_\Omega (d/3 \text{ kpc})^2$.

The peak separation in the γ -ray light curve and the γ -ray efficiency are useful to place constraints in the now-favored outer magnetospheric emission models. Using the γ -ray light curve “Atlas” of Watters et al. (2009) we can estimate an allowed range $\alpha \sim 60^\circ - 85^\circ$, $\zeta \sim 70^\circ - 80^\circ$, and $f_\Omega \sim 0.7 - 1.1$ for the OG model, and $\alpha \sim 50^\circ - 75^\circ$, $\zeta \sim 50^\circ - 75^\circ$, and $f_\Omega \sim 1.1$ for the SG (Two-Pole Caustic) model. The variation of the radio polarization position angle for a pulsar constrains the impact angle $\beta_E = \alpha - \zeta_E$. Fitting the rotating vector model (Radhakrishnan & Cooke 1969) to the PSR J1048–5832 radio data, a value of β_E smaller than 10° has been derived (Karastergiou et al. 2005; Weltevredre & Johnston 2008a). Both theoretical models thus have a good range of possible solutions, but these estimates assume the efficiency relation $\eta \simeq (10^{33}/\dot{E})^{0.5}$ of Watters et al. (2009), which gives $\eta \simeq 0.02$, about a factor of five smaller than that derived for this pulsar

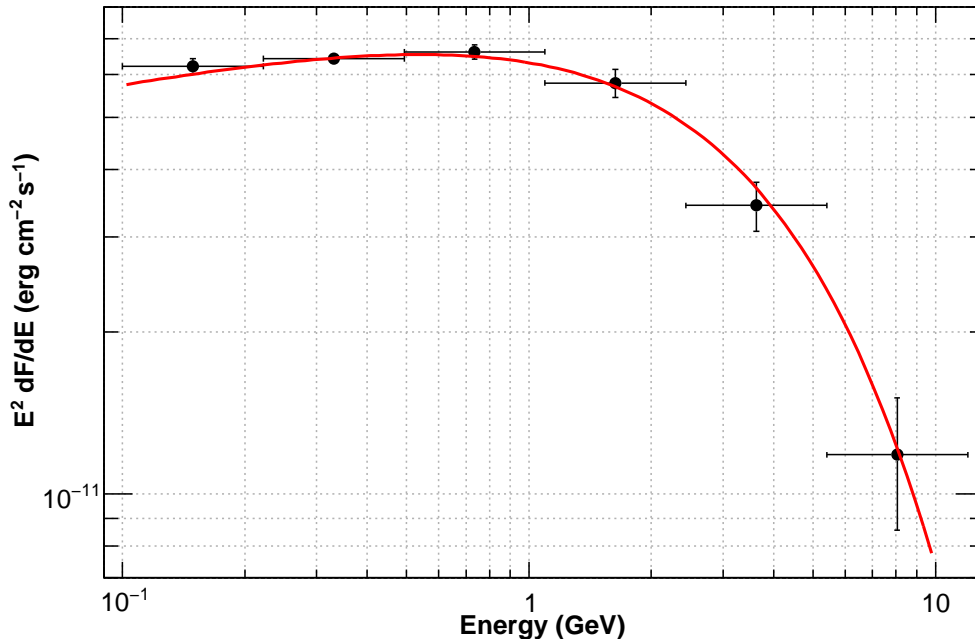


FIG. 4.— Spectral energy distribution for PSR J2229+6114 as fit by “gtlike” assuming a power-law with an exponential cutoff (solid line). The spectral points were obtained for 6 logarithmically-spaced energy bins and performing spectral analysis in each interval, assuming a power law shape for the source. The errors bars are statistical only.

from its inferred luminosity. Assuming our measured quantity $\eta = 0.10$ the allowed range remains about the same for the Two-Pole Caustic (TPC) model and the range of α shifts to $\sim 70^\circ - 90^\circ$ for the OG model. The phase lag between the radio pulse and the first γ -ray pulse is in agreement with both OG and TPC or SG models.

For PSR J2229+6114, the observed integrated energy flux is $(23.7 \pm 0.7 \pm 2.5) \times 10^{-11} \text{ erg cm}^{-2} \text{ s}^{-1}$. Thus, we estimate a γ -ray luminosity $L_\gamma = 2.6 \times 10^{35} f_\Omega (d/3 \text{ kpc})^2 \text{ erg s}^{-1}$, and deduce an efficiency $\eta_\gamma = 0.011 f_\Omega (d/3 \text{ kpc})^2$, which is a factor 1.6 larger than the efficiency estimated by the relation $\eta \simeq (10^{33}/\dot{E})^{0.5}$. Note that with the estimated SNR distance of 0.8 kpc the efficiency decreases to $0.001 f_\Omega$, while with the distance derived from the DM (7.5 kpc) the efficiency increases to $0.07 f_\Omega$, emphasizing the importance of the distance determination.

As for PSR J1048–5832, we can compare light curves with the geometrical models of Watters et al. (2009) to derive constraints on the geometry. For outer magnetosphere models with $\eta_\gamma \sim 0.01$, both TPC and OG geometries can deliver single γ -ray pulses at a range of angles. Single pulse solutions appear for $\alpha \sim 20^\circ - 55^\circ$, $\zeta \sim 25^\circ - 50^\circ$ for the TPC/SG geometry and over the range $\alpha \sim 45^\circ - 80^\circ$, $\zeta \sim 35^\circ - 70^\circ$ and $f_\Omega \sim 0.47 - 1.08$ for the OG model. For PSR J2229+6114, we have an additional geometrical constraint from modeling of the X-ray PWN torus surrounding the pulsar, as measured by *Chandra*; Ng & Romani (2004, 2008) fit these data to determine a viewing angle $\zeta = 46^\circ \pm 2^\circ \pm 6^\circ$. This is in the overlap range consistent with both the TPC and the OG single pulse solutions. Finally, although there

is some uncertainty in determining the precise phase of the magnetic axis from the radio pulse, the lag of the strong γ -ray peak from the radio peak ($\phi \approx 0.50$) provides additional information. Examining the sample light curves in Figures 9 & 10 of Watters et al. (2009) we find that single peaks at this phase are found only when they can be identified as the normal ‘P2’ component, with a ‘bridge’ of emission to earlier phases and ‘P1’ faint or missing. Such light curves appear only for small efficiency $\eta < 0.03$ and only for a modest range of angles: $\alpha \sim 50^\circ - 70^\circ$, $\zeta \sim 40^\circ - 50^\circ$ (TPC/SG, with P1 faint) or $\alpha > 45^\circ$, $\zeta = 45^\circ - 50^\circ$ (OG, with P1 absent). This is precisely the ζ range required by the X-ray torus fitting; including the small β_E constraint from the detection of radio emission, we see that the radio, X-ray and γ -ray data are all consistent with $\alpha = 55^\circ \pm 5^\circ$, $\zeta = 45^\circ \pm 5^\circ$, implying $f_\Omega \approx 1$ for both models. Thus low γ -ray efficiency, high altitude emission and a well constrained viewing geometry together provide a consistent picture for gamma-ray light curve shape. On the other hand, the gamma-ray light curve does not seem to match the clearly double-peaked X-ray light curve. However, we have argued that the gamma-ray light curve is intrinsically double-peaked, with the first peak missing or very weak, and the appearance of a possible first peak in the $> 100 \text{ MeV}$ and 0.1 - 0.3 gamma-ray light curves (signal/ $\sqrt{\text{background}} = 2.5\sigma$) that is around the phase of the first X-ray peak is intriguing. But the second gamma-ray peak is not in phase with the second X-ray peak. As the radiation mechanisms contributing to the emission in X-ray and LAT wavebands may differ, and at a given magnetospheric colatitude, the anisotropy of each emission mechanism is both energy-dependent and altitude-dependent, one does not expect the pulse profiles to be achromatic. Therefore, more detailed

physical radiation models are required to understand the energy dependence of the LAT light curve and to explain the lower energy X-ray light curve.

This evidence against low altitude emission in these pulsars can also be supplemented by constraints of a separate physical origin. The observation of photons out to beyond 5 GeV precludes any dominant action of magnetic pair creation $\gamma \rightarrow e^+e^-$ in the emission region at energies below this. Accordingly, the maximum observed energy, ϵ_{\max} GeV, provides a lower bound to the altitudes of emission, since it must lie below any threshold energy for a super-exponential γ -B pair production turnover. Such constraints have been obtained for *Fermi* detections of the Vela pulsar (Abdo et al. 2009a), and PSR J1028-5819 (Abdo et al. 2009e), indicating that the super-GeV emission must originate above at least 2.2 and 2.1 stellar radii, respectively. Using a standard polar cap model estimate for the minimum emission height of $r \gtrsim (\epsilon_{\max} B_{12}/1.76\text{GeV})^{2/7} P^{-1/7} R_*$ (e.g. inverting Eq. [1] of Baring (2004)), for a surface polar field strength of $10^{12} B_{12}\text{G}$, the PSR J1048-5832 spin-down parameters ($P = 0.1237\text{s}$, $B_{12} = 3.5$) together with the maximum observed energy $\epsilon_{\max} \sim 9\text{GeV}$ in Figure 3 yield $r \gtrsim 3.1R_*$. This drops to $r > 2.1R_*$ if $E_c \sim 2.3\text{GeV}$ is deployed when defining this bound (as was the case for the aforementioned *Fermi* pulsar detections). Similarly, for PSR J2229+6114 with $P = 0.0516\text{s}$, $B_{12} = 6.4$ and the maximum observed energy $\epsilon_{\max} \sim 8\text{GeV}$ in Figure 4, the altitude constraint is $r \gtrsim 4.0R_*$. For either case, clearly these bounds preclude emission very near the stellar surface, adding to the advocacy for a slot gap or outer gap acceleration locale for the emission in both pulsars.

5. CONCLUSION

Although PSR J1048–5832 and PSR J2229+6114 are both Vela-like in age and spin characteristics, their light curves and derived emission geometries are quite different. Table 1 summarises the main quantities measured for both pulsars. The double-peaked light curve of PSR J1048–5832 is nearly identical to that of Vela, whereas its derived efficiency is a factor of 10 larger than that of Vela (Abdo et al. 2009a), adopting $f_{\Omega} = 1$ and $d = 3\text{kpc}$. On the contrary, the γ -ray efficiency of J2229+6114 is very similar to that of the Vela pulsar, but the pulsar shows a single, large peak similar to PSR J0357+32 discovered by searching for pulsations at the positions of bright γ -ray sources (Abdo et al. 2009d). Note that the efficiency of PSR J2229+6114 would be smaller at the distance of about 1 kpc that some authors suggest.

With the growing number of detected γ -ray pulsars, we are beginning to sample a wider variety of emission and viewing geometries, and pulsar ages. The range of light curve morphologies should allow improved constraints on high-energy emission models and a better understanding

of the pulsar magnetospheric structure and acceleration process. For example, while many young pulsars, like J1048–5832, show Vela-type light curves, a small number are similar to J2229+6114, with a strong P2 component and a weak or absent P1 (Weltevrede et al. 2009b). Mapping the angle range over which P1 is missing, especially when viewing angle constraints are available, can help narrow down the high altitude emission zone. A larger pulsar sample also allows a study of evolution of the γ -ray beaming and efficiency with pulsar age: the pulsars seen with *Fermi*, not including millisecond pulsars, span ages from 10^3 to 2×10^6 yr (Abdo et al. 2009i), with hopes to extend that to larger τ (lower \dot{E}) as observations continue. Analysis of the population of pulsars with interpulses (Weltevrede & Johnston 2008b) and radio polarization data (Tauris & Manchester 1998) have given hints that the magnetic inclination is larger for young pulsars and decreases with age. Thus we may even probe evolution of magnetic alignment during pulsar spindown.

The *Fermi* LAT Collaboration acknowledges generous ongoing support from a number of agencies and institutes that have supported both the development and the operation of the LAT as well as scientific data analysis. These include the National Aeronautics and Space Administration and the Department of Energy in the United States, the Commissariat à l’Energie Atomique and the Centre National de la Recherche Scientifique / Institut National de Physique Nucléaire et de Physique des Particules in France, the Agenzia Spaziale Italiana and the Istituto Nazionale di Fisica Nucleare in Italy, the Ministry of Education, Culture, Sports, Science and Technology (MEXT), High Energy Accelerator Research Organization (KEK) and Japan Aerospace Exploration Agency (JAXA) in Japan, and the K. A. Wallenberg Foundation, the Swedish Research Council and the Swedish National Space Board in Sweden.

Additional support for science analysis during the operations phase is gratefully acknowledged from the Istituto Nazionale di Astrofisica in Italy.

The Parkes radio telescope is part of the Australia Telescope which is funded by the Commonwealth Government for operation as a National Facility managed by CSIRO. We thank our colleagues for their assistance with the radio timing observations.

The Green Bank Telescope is operated by the National Radio Astronomy Observatory, a facility of the National Science Foundation operated under cooperative agreement by Associated Universities, Inc.

The Lovell Telescope is owned and operated by the University of Manchester as part of the Jodrell Bank Centre for Astrophysics with support from the Science and Technology Facilities Council of the United Kingdom.

REFERENCES

- Abdo, A. A., et al. 2008, *Science*, 322, 1218 (CTA1)
 Abdo, A. A., et al. 2009a, *ApJ*, 696, 1084 (Vela)
 Abdo, A. A., et al. 2009b, *ApJ*, 700, 1059 (PSR J2021+3651)
 Abdo, A. A., et al. 2009c, *ApJ*, 695, L72 (PSR J1028–5819)
 Abdo, A. A., et al. 2009d, *ApJS*, 183, 46 (BSL)
 Abdo, A. A., et al. 2009e, *ApJ*, 699, L102 (PSR J0205+6449)
 Abdo, A. A., et al. 2009f, *Science*, doi: 10.1126/science.1175558 (Blind Search Pulsars)
 Abdo, A. A., et al. 2009g, *ApJ*, accepted (arXiv:0904.1018)
 Abdo, A. A., et al. 2009h, *Astroparticle Phys.*, submitted (arXiv:0904.2226) (On-orbit Calibrations)
 Abdo, A. A., et al. 2009i, *ApJ*, submitted (Pulsar Catalog)

TABLE 1

THIS TABLE SUMMARISES THE RESULTS OF THE TIMING AND SPECTRAL ANALYSIS OF PSR J1048–5832 AND PSR J2229+6114. STATISTICAL AND SYSTEMATICS ERRORS ARE REPORTED.

Analysis	Parameters	PSR J1048–5832	PSR J2229+6449
Timing results	Number of pulsed γ rays	933 \pm 93	1365 \pm 97
	Peak position (ϕ)	0.15 \pm 0.01 \pm 0.0001 (P1) 0.57 \pm 0.01 \pm 0.0001 (P2)	0.49 \pm 0.01 \pm 0.001
	Peak separation (Δ)	0.42 \pm 0.01 \pm 0.0001	
	Peak FWHM	0.06 \pm 0.01 (P1) 0.10 \pm 0.02 (P2)	0.23 \pm 0.03
Spectral results	${}^a F$ (10^{-7} cm $^{-2}$ s $^{-1}$)	2.19 \pm 0.22 \pm 0.32	3.77 \pm 0.22 \pm 0.44
	${}^b F_E$ (10^{-11} erg cm $^{-2}$ s $^{-1}$)	19.4 \pm 1.0 \pm 3.1	23.7 \pm 0.7 \pm 2.5
	Γ	1.38 \pm 0.06 \pm 0.12	1.85 \pm 0.06 \pm 0.10
	${}^c E_c$ (GeV)	2.3 $^{+0.3}_{-0.4}$ \pm 0.3	3.6 $^{+0.9}_{-0.6}$ \pm 0.6
	L_γ (10^{35} erg s $^{-1}$)	2.1 f_Ω (d/3kpc) 2	2.6 f_Ω (d/3kpc) 2
	η_γ	0.10 f_Ω (d/3kpc) 2	0.011 f_Ω (d/3kpc) 2

^aIntegral photon flux ($E > 0.1$ GeV)

^bIntegral energy flux ($E > 0.1$ GeV)

^cEnergy of an exponential cut-off to a power-law spectrum with index Γ .

- Atwood, W. B., Ziegler, M., Johnson, R. P., & Baughman, B. M. 2006, *ApJ*, 652, L49
- Atwood, W. B., et al. 2009, *ApJ*, 697, 1071
- Baring, M. G. 2004, *AdSpR*, 33, 552
- Bhattacharya, D., Akyüz, A., Miyagi, T., Samimi, J., & Zych, A. 2003, *A&A*, 404, 163
- Brisken, W. F., Benson, J. M., Goss, W. M., & Thorsett, S. E. 2002, *ApJ*, 571, 906
- Casandjian, J.-M. & Grenier, I. A. 2008, *A&A*, 489, 849
- Cordes, J. M., & Lazio, T. J. W. 2002, *arXiv:astro-ph/0207156*
- Daugherty, J. K., & Harding, A. K. 1996, *A&AS*, 120, 107
- de Jager, O. C., Raubenheimer, B. C., & Swanepoel, J. W. H. 1989, *A&A*, 221, 180
- Dyks, J., & Rudak, B. 2003, *ApJ*, 598, 1201
- Fierro, J. M. 1995, Ph. D. Thesis, Stanford U.
- Halpern, J. P., Gotthelf, E. V., Leighly, K. M., & Helfand, D. J. 2001a, *ApJ*, 547, 323
- Halpern, J. P., Camilo, F., Gotthelf, E. V., Helfand, D. J., Kramer, M., Lyne, A. G., Leighly, K. M., & Eracleous, M. 2001b, *ApJ*, 552, L125
- Halpern, J. P., et al. 2008, *ApJ*, 688, L33
- Harding, A. K., Usov, V. V., & Muslimov, A. G. 2005, *ApJ*, 622, 531
- Hartman, R. C., et al. 1999, *ApJ*, 123, 79
- Hobbs, G., Lyne, A. G., Kramer, M., Martin, C. E., & Jordan, C. 2004, *MNRAS*, 353, 1311
- Hobbs, G. B., Edwards, R. T., & Manchester, R. N. 2006, *MNRAS*, 369, 655
- Gonzalez, M. E., Kaspi, V. M., Pivovarov, M. J., Gaensler, B. M., 2006, *ApJ*, 652, 569
- Johnston, S., Lyne, A. G., Manchester, R. N., Kniffen, D. A., D'Amico, N., Lim, J., & Ashworth, M. 1992, *MNRAS*, 255, 401
- Johnston, S., Koribalski, B., Weisberg, J. M., Wilson, W. 1996, *MNRAS*, 279, 661
- Johnston, S., Karastergiou, A., & Willett, K. 2006, *MNRAS*, 369, 1916
- Joncas, G., & Higgs, L. A. 1990, *A&AS*, 82, 113
- Karastergiou, A., Johnston, S., & Manchester, R. N. 2005, *MNRAS*, 359, 481
- Kaplan, D. L., et al. 2005, *PASP*, 117, 643
- Kaspi, V. M., Lackey, J. R., Mattox, J., Manchester, R. N., Bailes, M., & Pace, R. 2000, *ApJ*, 528, 445
- Kothes, R., Uyaniker, B., & Pineault, S. 2001, *ApJ*, 560, 236
- Kramer, M., et al. 2003, *MNRAS*, 342, 1299
- Manchester, R. N. 2008, 40 Years of Pulsars: Millisecond Pulsars, Magnetars and More, 983, 584
- Mattox, J. R., et al. 1996, *ApJ*, 461, 396
- Muslimov, A. G., & Harding, A. K. 2004, *ApJ*, 606, 1143
- Nolan, P. L., Tompkins, W. F., Grenier, I. A., & Michelson, P. F. 2003, *ApJ*, 597, 615
- Ng, C.-Y. & Romani, R. W. 2004, *ApJ*, 601, 479
- Ng, C.-Y. & Romani, R. W. 2008, *ApJ*, 673, 411
- Pellizzoni, A. et al., 2009, *ApJ*, 695, L115
- Pivovarov, M. J., Kaspi, V. M., & Gotthelf, E. V. 2000, *ApJ*, 528, 436
- Radhakrishnan, V., & Cooke, D. J. 1969, *Astrophys. Lett.*, 3, 225
- Romani, R. W. 1996, *ApJ*, 470, 469
- Smith, D. A. et al. 2008, *A&A*, 492, 923
- Standish, E. M., JPL Planetary and Lunar Ephemerides, DE405/LE405, Memo IOM 312.F-98-048 (1998)
- Strong, A. W., Moskalenko, I. V., & Reimer, O. 2004, *ApJ*, 613, 962
- Strong, A. W., Moskalenko, I. V., Reimer, O., Digel, S., & Diehl, R. 2004, *A&A*, 422, L47
- Swanenburg, B. N., et al. 1981, *ApJ*, 243, L69
- Tauris, T. M. & Manchester, R. N. 1998, *MNRAS*, 298, 625
- Thompson, D. J. 2004, *Cosmic Gamma-Ray Sources*, 304, 149
- Yadigaroglu, I.-A., & Romani, R. W. 1995, *ApJ*, 449, 211
- Wang, N., Manchester, R. N., Pace, R. T., Bailes, M., Kaspi, V. M., Stappers, B. W., & Lyne, A. G. 2000, *MNRAS*, 317, 843
- Watters, K. P., Romani, R. W., Weltevrede, P., & Johnston, S. 2009, *ApJ*, 695, 1289
- Weltevrede, P. et al. 2009, *PASA*, Submitted
- Weltevrede, P. et al. 2009b, *ApJ*, submitted (Radio Polarization of 6 Gamma-ray Pulsars)
- Weltevrede, P., & Johnston, S. 2008a, *MNRAS*, 387, 1755
- Weltevrede, P., & Johnston, S. 2008b, *MNRAS*, 391, 1210