

On the liquid drop model mass formulas and alpha decay of the heaviest nuclei

G. Royer, M. Guilbaud, A. Onillon, H.F. Zhang

► **To cite this version:**

G. Royer, M. Guilbaud, A. Onillon, H.F. Zhang. On the liquid drop model mass formulas and alpha decay of the heaviest nuclei. 12th International Conference on nuclear reaction mechanisms, Jun 2009, Varenna, Italy. pp.259-266. in2p3-00494926

HAL Id: in2p3-00494926

<http://hal.in2p3.fr/in2p3-00494926>

Submitted on 24 Jun 2010

HAL is a multi-disciplinary open access archive for the deposit and dissemination of scientific research documents, whether they are published or not. The documents may come from teaching and research institutions in France or abroad, or from public or private research centers.

L'archive ouverte pluridisciplinaire **HAL**, est destinée au dépôt et à la diffusion de documents scientifiques de niveau recherche, publiés ou non, émanant des établissements d'enseignement et de recherche français ou étrangers, des laboratoires publics ou privés.

On the liquid drop model mass formulas and α decay of the heaviest nuclei

G. Royer, M. Guilbaud, A. Onillon and H.F. Zhang*

Subatech Laboratory, Nantes, France

Abstract

The coefficients of different macro-microscopic Liquid Drop Model mass formulas have been determined by a least square fitting procedure to 2027 experimental atomic masses. A rms deviation of 0.54 MeV can be reached. The remaining differences come mainly from the determination of the shell and pairing energies. Extrapolations are compared to 161 new experimental masses and to 656 mass evaluations. The different fits lead to a surface energy coefficient of around 17-18 MeV. Finally, α decay potential barriers are revisited and predictions of α decay half-lives of still unknown superheavy elements are given from previously proposed analytical formulas and from extrapolated Q_α values.

1 Introduction

Predictions of the masses of exotic nuclei close to the proton and neutron drip lines and in the superheavy element region must still be improved. Beyond the Bethe-Weizsäcker formula [1, 2] and beside the statistical Thomas-Fermi model [3] and the microscopic Hartree-Fock self-consistent mean field approaches [4], different versions of the macro-microscopic Liquid Drop Model mass formula and nuclear radii have been investigated [5]. The α decay potential barriers deciding the half-lives of the heaviest elements have been precised and half-lives of still unknown superheavy nuclei have been provided.

2 Macro-microscopic Liquid Drop Model binding energy

Different subsets of the following expansion of the nuclear binding energy have been considered :

$$B = a_v (1 - k_v I^2) A - a_s (1 - k_s I^2) A^{\frac{2}{3}} - a_k (1 - k_k I^2) A^{\frac{1}{3}} - \frac{3 e^2 Z^2}{5 R_0} + f_p \frac{Z^2}{A} + a_{c,exc} \frac{Z^{\frac{4}{3}}}{A^{\frac{1}{3}}} - E_{pair} - E_{shell} - E_{Wigner}. \quad (1)$$

The first term gives the volume energy corresponding to the saturated exchange force and infinite nuclear matter. $I^2 A$ is the asymmetry energy of the Bethe-Weizsäcker mass formula. The second term is the surface energy. It takes into account the deficit of binding energy of the nucleons at the nuclear surface and corresponds to semi-infinite nuclear matter. The third term is the curvature energy. It is a correction to the surface energy resulting from local properties and consequently depending on the mean local curvature. This term is considered in the TF model [3] but not in the FRLDM [6]. The fourth term gives the decrease of binding energy due to the repulsion between the protons. Different formulas will be assumed for the charge radius. The Z^2/A term is the diffuseness correction to the basic sharp radius Coulomb energy term (called also the proton form-factor correction to the Coulomb energy in [6]). The $Z^{4/3}/A^{1/3}$ term is the charge exchange correction term. The pairing and shell energies of the recent Thomas-Fermi model [3, 5] have been used and four versions of the Wigner term have been taken into account, namely: $W_1 = |I|$, $W_2 = |N - Z| \times e^{-(A/50)^2}$, $W_3 = |N - Z| \times e^{-A/35}$ and $W_4 = e^{-80I^2}$. To obtain the coefficients of the selected expansions by a least square fitting procedure, the masses of

*On leave from School of Nuclear Science and Technology, Lanzhou University, People's Republic of China

the 2027 nuclei verifying the two conditions : N and Z higher than 7 and the one standard deviation uncertainty on the mass lower than 150 keV [7] have been used.

In Table 1 the Coulomb energy is calculated assuming $R_0 = 1.28A^{1/3} - 0.76 + 0.8A^{-1/3}$, expression previously used in fusion, fission and alpha decay studies [8,9]. This formula proposed in Ref. [10] simulates rather a central radius. The diffuseness correction term or the charge exchange correction term plays the main role to improve the accuracy of the mass formulas. The W_2 and W_3 terms are as efficient as the usual W_1 term. The main advantage of the W_2 term is its relative continuity during the transition from one body to two body shapes. A rms deviation of 0.56 MeV can be reached. In Table 2 the charge radius is simply $R_0 = 1.16A^{1/3}$ fm. This often retained mean value does not allow to reach an accuracy better than 0.72 MeV.

Table 1: Coefficient values and root mean square mass deviation (in MeV). The theoretical shell and pairing energies are taken into account. The Coulomb energy is determined by $0.6e^2Z^2/(1.28A^{1/3} - 0.76 + 0.8A^{-1/3})$.

| a_v | k_v | a_s | k_s | f_p | $a_{c,exc}$ | W_1 | W_2 | W_3 | W_4 | σ |
|---------|--------|---------|---------|---------|-------------|--------|--------|--------|---------|----------|
| 15.8548 | 1.7281 | 17.3228 | 0.8179 | - | - | - | - | - | - | 1.402 |
| 15.8427 | 1.7368 | 17.2607 | 0.8727 | - | - | - | 0.4083 | - | - | 1.368 |
| 15.8276 | 1.7681 | 17.176 | 1.0540 | - | - | - | - | 1.1872 | - | 1.334 |
| 15.8328 | 1.8931 | 17.1077 | 1.9361 | - | - | 41.003 | - | - | - | 1.199 |
| 16.038 | 1.9801 | 18.4563 | 2.2201 | - | - | - | - | - | -8.4670 | 0.994 |
| 15.5172 | 1.7753 | 17.9474 | 1.6575 | 2.1401 | - | - | - | - | - | 0.692 |
| 15.2508 | 1.7840 | 17.9475 | 1.6577 | - | 2.0195 | - | - | - | - | 0.691 |
| 15.6233 | 1.8412 | 18.1709 | 1.92097 | 1.7987 | - | - | - | - | -2.4136 | 0.661 |
| 15.3989 | 1.8492 | 18.1703 | 2.0320 | - | 1.6983 | - | - | - | -2.4059 | 0.661 |
| 15.5002 | 1.7860 | 17.8829 | 1.7290 | 2.1612 | - | - | 0.4645 | - | - | 0.597 |
| 15.2312 | 1.7949 | 17.8831 | 1.7291 | - | 2.0393 | - | 0.4641 | - | - | 0.596 |
| 15.5003 | 1.8088 | 17.8136 | 1.8401 | 2.1032 | - | - | - | 0.9951 | - | 0.591 |
| 15.5389 | 1.8585 | 17.7736 | 2.1451 | 1.9299 | - | 21.437 | - | - | - | 0.591 |
| 15.2986 | 1.8690 | 17.7739 | 2.1444 | - | 1.8212 | 21.401 | - | - | - | 0.590 |
| 15.5899 | 1.8840 | 17.9004 | 2.2326 | 1.7779 | - | 19.554 | - | - | -1.2050 | 0.583 |
| 15.3684 | 1.8924 | 17.9003 | 2.2316 | - | 1.6783 | 19.528 | - | - | -1.2004 | 0.582 |
| 15.5868 | 1.8602 | 18.0012 | 2.0434 | 1.8294 | - | - | - | 0.9428 | -1.9495 | 0.567 |
| 15.3587 | 1.8687 | 18.0007 | 2.0427 | - | 1.7272 | - | - | 0.9424 | -1.9425 | 0.567 |
| 15.6096 | 1.8543 | 18.1132 | 2.0021 | 1.80856 | - | - | 0.4700 | - | -2.4953 | 0.558 |
| 15.3841 | 1.8625 | 18.1127 | 2.0014 | - | 1.7073 | - | 0.4696 | - | -2.4886 | 0.558 |

In the formulas (2)-(6) the reduced radius r_0 is provided by the adjustment to the experimental masses. The rms deviations are respectively : 0.633, 0.579, 0.610, 0.564 and 0.543 MeV. The Wigner terms are more efficient than the curvature term but they induce a high value of η . The combination of two Wigner terms allows to reach a very good accuracy. The radius $R_0 = 1.2257 A^{1/3}$ fm is imposed in the formula (7). It has been obtained by an adjustment on 782 ground state charge radii [11]. It allows also to obtain a good accuracy of 0.584 MeV contrarily to the value $\eta = 1.16$ fm. In the last formula (8) the radius is taken as the central radius previously used in Table 1 and $\sigma = 0.558$ MeV. So it is possible to obtain accurate mass formulas with a large constant reduced radius r_0 or with a more sophisticated central radius corresponding to a smaller value of η increasing with the mass.

$$B = 15.4122 (1 - 1.7116I^2) A - 17.5371 (1 - 1.4015I^2) A^{\frac{2}{3}} - 0.6 \frac{e^2 Z^2}{1.2177A^{\frac{1}{3}}} + 1.3736 \frac{Z^2}{A} - E_{pair} - E_{shell}. \quad (2)$$

Table 2: Coefficient values (in MeV) and root mean square deviation. The theoretical shell and pairing energies are taken into account. The Coulomb energy is determined by $0.6e^2Z^2/(1.16A^{1/3})$.

| a_v | k_v | a_s | k_s | f_p | $a_{c,exc}$ | W_1 | W_2 | W_3 | W_4 | σ |
|---------|--------|---------|--------|--------|-------------|----------|---------|---------|----------|----------|
| 16.0975 | 1.6145 | 18.4883 | 0.3684 | - | - | - | - | - | - | 1.757 |
| 16.1273 | 1.5934 | 18.642 | 0.2466 | - | - | - | -1.0105 | - | - | 1.583 |
| 16.1388 | 1.5552 | 18.711 | 0.0449 | - | - | - | - | -1.8053 | - | 1.631 |
| 16.1017 | 1.5836 | 18.5293 | 0.1728 | - | - | -7.8076 | - | - | - | 1.751 |
| 16.3374 | 1.9404 | 19.9732 | 2.0989 | - | - | - | - | - | -11.0907 | 1.186 |
| 15.7511 | 1.6597 | 19.1291 | 1.1916 | 2.1955 | - | - | - | - | - | 1.233 |
| 15.4781 | 1.6665 | 19.129 | 1.1914 | - | 2.0710 | - | - | - | - | 1.233 |
| 16.0616 | 1.8498 | 19.7833 | 1.9150 | 1.1963 | - | - | - | - | -7.0645 | 1.079 |
| 15.9131 | 1.8552 | 19.7832 | 1.9149 | - | 1.1278 | - | - | - | -7.0659 | 1.079 |
| 15.7862 | 1.6384 | 19.2616 | 1.0584 | 2.1520 | - | - | -0.9546 | - | - | 1.001 |
| 15.5185 | 1.6457 | 19.2616 | 1.0583 | - | 2.0302 | - | -0.9550 | - | - | 1.001 |
| 15.7855 | 1.5936 | 19.3991 | 0.8600 | 2.2700 | - | - | - | -2.0089 | - | 0.996 |
| 15.7174 | 1.5313 | 19.3998 | 0.5023 | 2.5229 | - | -33.3855 | - | - | - | 1.098 |
| 15.4034 | 1.5363 | 19.4002 | 0.5014 | - | 2.3807 | -33.4319 | - | - | - | 1.098 |
| 16.1454 | 1.7460 | 20.4634 | 1.2294 | 1.2486 | - | -49.1756 | - | - | -10.1039 | 0.739 |
| 15.9900 | 1.7505 | 20.4634 | 1.2289 | - | 1.1782 | -49.1935 | - | - | -10.1026 | 0.739 |
| 16.1478 | 1.8064 | 20.1843 | 1.6570 | 1.1238 | - | - | - | -2.2277 | -8.161 | 0.722 |
| 16.0082 | 1.8058 | 20.1842 | 1.6568 | - | 1.0597 | - | - | -2.2280 | -8.1614 | 0.722 |
| 16.0889 | 1.8245 | 19.8986 | 1.7673 | 1.1767 | - | - | -0.9394 | - | -6.9010 | 0.814 |
| 15.9426 | 1.8295 | 19.8984 | 1.7670 | - | 1.1098 | - | -0.9397 | - | -6.9003 | 0.814 |

$$B = 15.3529 (1 - 1.8084I^2) A - 16.9834 (1 - 1.9647I^2) A^{\frac{2}{3}} - 0.6 \frac{e^2 Z^2}{1.2324A^{\frac{1}{3}}} + 0.9675 \frac{Z^2}{A} - 21.3975|I| - E_{pair} - E_{shell}. \quad (3)$$

$$B = 15.4529 (1 - 1.8722I^2) A - 18.0588 (1 - 2.7716I^2) A^{\frac{2}{3}} - 0.6 \frac{e^2 Z^2}{1.2204A^{\frac{1}{3}}} + 1.3712 \frac{Z^2}{A} + 1.348 (1 - 45.I^2) A^{\frac{1}{3}} - E_{pair} - E_{shell}. \quad (4)$$

$$B = 15.2508 (1 - 1.7489I^2) A - 16.8015 (1 - 1.6077I^2) A^{\frac{2}{3}} - 0.6 \frac{e^2 Z^2}{1.2426A^{\frac{1}{3}}} + 1.0736 \frac{Z^2}{A} - 0.6806|N - Z| \times e^{-(A/50)^2} - E_{pair} - E_{shell}. \quad (5)$$

$$B = 15.4133 (1 - 1.7962I^2) A - 17.3079 (1 - 1.7858I^2) A^{\frac{2}{3}} - 0.6 \frac{e^2 Z^2}{1.2318A^{\frac{1}{3}}} + 0.8956 \frac{Z^2}{A} - 0.4838|N - Z| \times e^{-(A/50)^2} + 2.2 \times e^{-80I^2} - E_{pair} - E_{shell}. \quad (6)$$

$$B = 15.3848 (1 - 1.7837I^2) A - 17.1947 (1 - 1.8204I^2) A^{\frac{2}{3}} - 0.6 \frac{e^2 Z^2}{1.2257A^{\frac{1}{3}}} + 1.1035 \frac{Z^2}{A} - 16.606|I| - E_{pair} - E_{shell}. \quad (7)$$

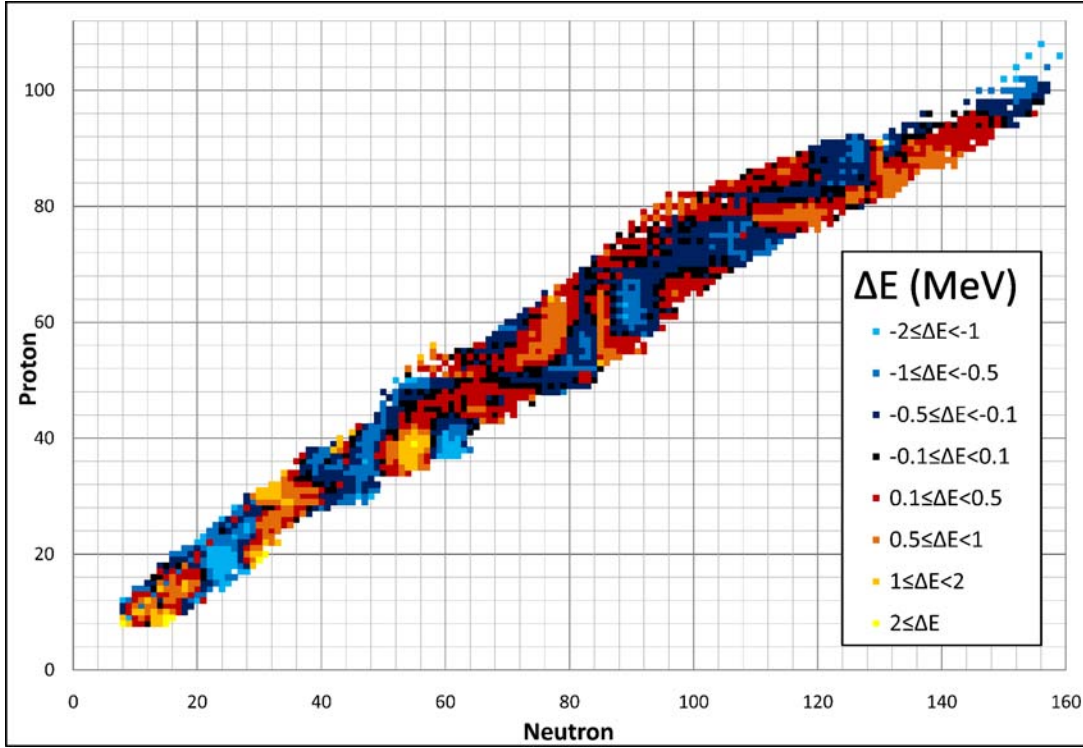


Fig. 1: Difference between the theoretical masses obtained with the formula (8) and the experimental masses of the 2027 selected nuclei.

$$\begin{aligned}
 B = & 15.6096 (1 - 1.8543I^2) A - 18.1132 (1 - 2.0021I^2) A^{\frac{2}{3}} - 0.6 \frac{e^2 Z^2}{1.28A^{\frac{1}{3}} - 0.76 + 0.8A^{-\frac{1}{3}}} \\
 & + 1.8086 \frac{Z^2}{A} - 0.47|N - Z| \times e^{-(A/50)^2} + 2.4954 \times e^{-80I^2} - E_{pair} - E_{shell}. \quad (8)
 \end{aligned}$$

The difference between the theoretical masses obtained with the formula (8) and the experimental masses of the 2027 nuclei used for the adjustment of the coefficients is indicated in Figure 1. The more the colour is dark the more the accuracy is high. The distribution of the nuclei in each error range is given explicitly in Figure 2. The errors are slightly larger for the light nuclei. The same behaviour is encountered by all the mass models. Nevertheless the error is very rarely higher than 2 MeV.

3 Extrapolation to new nuclear masses

Since the last mass evaluation [7] other masses have been newly or more precisely obtained. The predictions given by the formula (8) (not readjusted) for 161 new masses are compared with the experimental data in Figure 3. The accuracy is correct in the whole mass range showing the predictability of such formulas. Finally, the predictions for 656 other nuclei for which the mass is still unknown are compared to the extrapolations given in Ref. [7]. The explicit values will be given in a forthcoming paper. Without readjustment the formula (8) leads to $\sigma = 0.73$ MeV for the 2844 nuclei. It must be noticed that the errors in the extrapolations are not known and may be large.

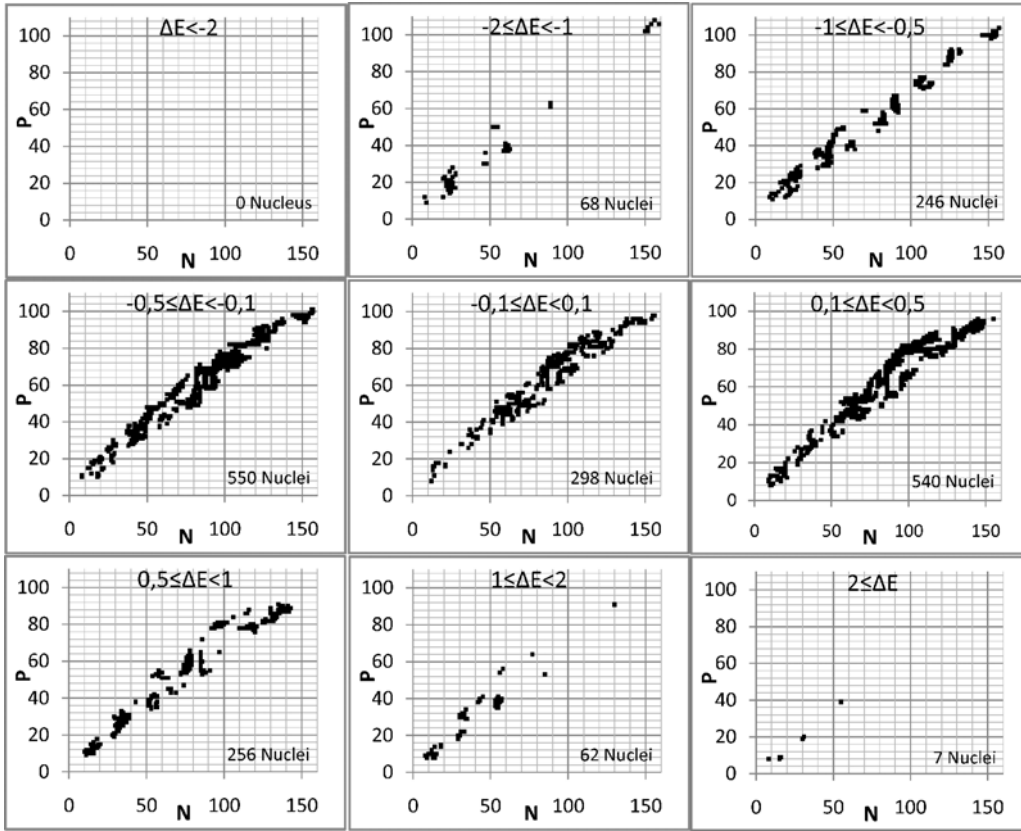


Fig. 2: Distribution of the 2027 nuclei in each error range.

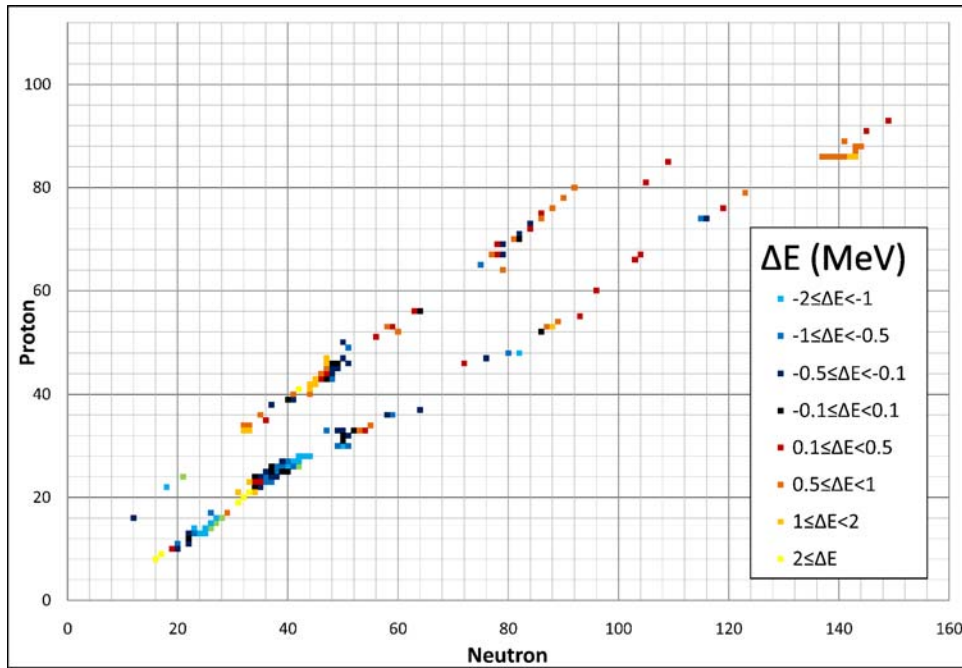


Fig. 3: Difference between the theoretical masses obtained with the formula (8) and 161 new experimental masses.

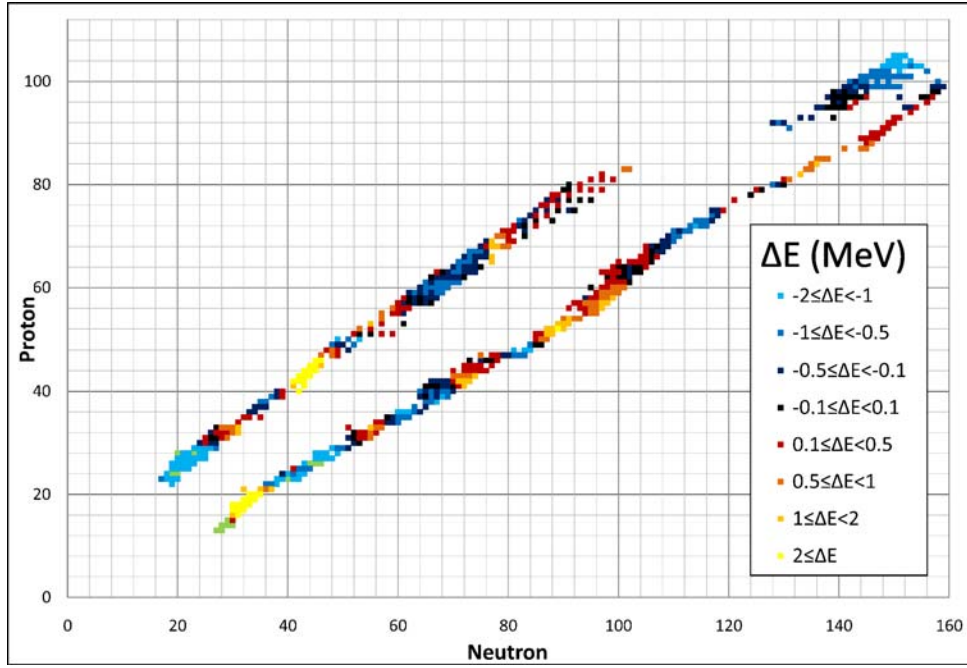


Fig. 4: Difference between the theoretical masses obtained with the formula (8) and 656 extrapolated masses.

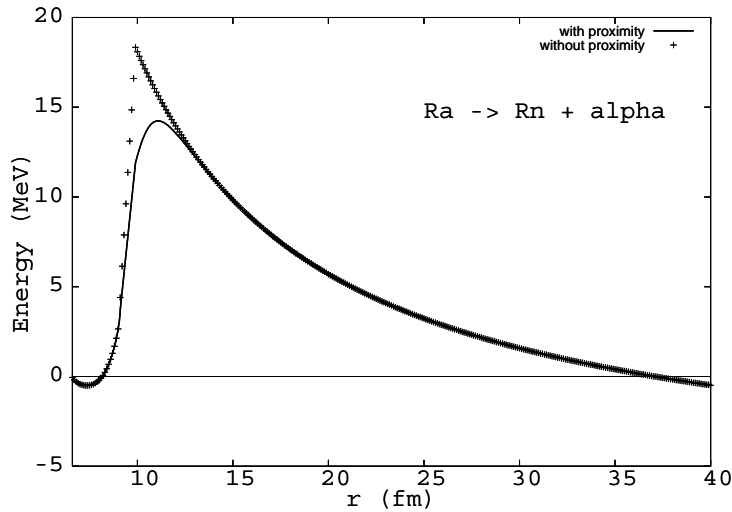


Fig. 5: Alpha decay barriers of ^{222}Ra .

4 α decay potential barrier

Often, the potential barrier standing against α decay is taken as the pure Coulomb barrier since the integration of the Schrödinger equation is easier. Such a barrier is unrealistic since it cannot reproduce the fusion barrier characteristics. It is necessary to take into account the proximity forces between the nucleons in regard in the neck or gap between the two nuclei. The alpha decay barrier of ^{222}Ra is displayed in Figure (5). The proximity energy lowers the barrier height by around 5 MeV and moves the barrier top to a more external position corresponding to two separated spheres maintained in unstable equilibrium by the balance between the repulsive Coulomb forces and the attractive nuclear proximity forces. The Q value has been introduced empirically in adding at the macroscopic energy of the mother nucleus the difference between the experimental and theoretical Q value with a linear attenuation factor vanishing at the contact point between the nascent fragments [9].

The following formula gives accurately the distance between the mass centers at the α barrier top. A and Z are the mass and charge of the mother nucleus.

$$R = 2.536 + 1.1157 [4^{\frac{1}{3}} + (A - 4)^{\frac{1}{3}}] \text{ fm.} \quad (9)$$

The height of the barrier against α decay can be determined using:

$$E = -1.43 + \frac{e^2 \times 2 \times (Z - 2)}{2.536 + 1.1157[4^{\frac{1}{3}} + (A - 4)^{\frac{1}{3}}]} - Q \text{ MeV.} \quad (10)$$

A fitting procedure led to the following formulas to calculate the α decay half-lives respectively for the even(Z)-even(N), even-odd, odd-even and odd-odd nuclei. The rms deviation are respectively 0.285, 0.39, 0.36 and 0.35.

$$\log_{10} [T_{1/2}(s)] = -25.31 - 1.1629A^{1/6}\sqrt{Z} + \frac{1.5864Z}{\sqrt{Q_\alpha}}, \quad (11)$$

$$\log_{10} [T_{1/2}(s)] = -26.65 - 1.0859A^{1/6}\sqrt{Z} + \frac{1.5848Z}{\sqrt{Q_\alpha}}, \quad (12)$$

$$\log_{10} [T_{1/2}(s)] = -25.68 - 1.1423A^{1/6}\sqrt{Z} + \frac{1.592Z}{\sqrt{Q_\alpha}}, \quad (13)$$

$$\log_{10} [T_{1/2}(s)] = -29.48 - 1.113A^{1/6}\sqrt{Z} + \frac{1.6971Z}{\sqrt{Q_\alpha}}. \quad (14)$$

5 α decay half-live of unknown superheavy elements

The predictions within these formulas have been compared [12] with new experimental data ranging from ^{105}Te to the superheavy elements and other theoretical predictions. The agreement is quite correct. The fact that the partial α decay half-lives of the superheavy elements follow these simple formulas seems to prove that the experimental data are consistent with the formation of a cold and relatively compact composite nuclear system. Thus predictions of the partial α decay half-lives of other still unknown superheavy nuclei seem reliable and are displayed in Table 3. The assumed Q_α values are taken from the atomic mass evaluation table [7]. For several nuclei the half-live reaches some minutes and even some hours. The possibility to form such nuclei remains completely questionable.

6 Conclusion

The coefficients of different macro-microscopic Liquid Drop Model mass formulas have been determined by an adjustment to 2027 experimental atomic masses. A rms deviation of 0.54 MeV can be reached. The remaining differences come mainly from the determination of the shell and pairing energies. A large constant coefficient $r_0 = 1.22 - 1.23$ fm or a small value increasing with the mass can be used. Extrapolations are compared to 161 new experimental masses and to 656 mass evaluations of exotic nuclei. The different fits lead always to a surface energy coefficient of around 17-18 MeV. α decay potential barriers are also revisited and predictions of α decay half-lives of still unknown superheavy elements are given from previously proposed analytical formulas and from extrapolated Q_α values.

References

- [1] C.F. von Weizsäcker, *Z. Physik* **96** (1935) 431.
- [2] H.A. Bethe, R.F. Bacher, *Rev. Mod. Phys.* **8** (1936) 82.
- [3] W.D. Myers, W.J. Swiatecki, *Nucl. Phys. A* **601** (1996) 141.
- [4] M. Samyn, S. Goriely, P.-H. Heenen, J.M. Pearson, F. Tondeur, *Nucl. Phys. A* **700** (2002) 142.

Table 3: Predicted α -decay half-lives using the formulas (11-14). The Q_α values are taken from the extrapolated data of Ref. [7].

| $\frac{A}{Z}$ | Q | $T_{1/2}^{form.}$ | $\frac{A}{Z}$ | Q | $T_{1/2}^{form.}$ | $\frac{A}{Z}$ | Q | $T_{1/2}^{form.}$ | $\frac{A}{Z}$ | Q | $T_{1/2}^{form.}$ |
|---------------|--------|-------------------|---------------|-------|-------------------|---------------|-------|-------------------|---------------|--------|-------------------|
| 293 118 | 12.30 | 187 μ s | 292 117 | 11.60 | 6.47 ms | 291 117 | 11.90 | 0.32 ms | 291 115 | 10.00 | 4.8 s |
| 290 115 | 10.30 | 4.2 s | 289 116 | 11.70 | 1.05 ms | 289 115 | 10.60 | 113 ms | 287 113 | 9.34 | 99.4 s |
| 286 113 | 9.68 | 61.5 s | 285 114 | 11.00 | 12 ms | 285 113 | 10.02 | 1.0 s | 284 112 | 9.30 | 25.1 s |
| 283 111 | 8.96 | 5.5 min | 282 112 | 9.96 | 0.297 s | 282 111 | 9.38 | 99.8 s | 281 112 | 10.28 | 0.2 s |
| 281 111 | 9.64 | 2.72 s | 281 110 | 8.96 | 4.6 min | 280 112 | 10.62 | 25.4 ms | 280 111 | 9.98 | 1.43 s |
| 279 112 | 10.96 | 3.88 ms | 279 109 | 8.70 | 7.72 min | 278 112 | 11.38 | 0.083 ms | 278 111 | 10.72 | 12.5 ms |
| 278 110 | 10.00 | 51.8 ms | 278 109 | 9.10 | 143 s | 277 112 | 11.62 | 0.12 ms | 277 111 | 11.18 | 0.28 ms |
| 277 110 | 10.30 | 39 ms | 277 109 | 9.50 | 1.48 s | 277 108 | 8.40 | 65.25 min | 276 111 | 11.32 | 0.39 ms |
| 276 110 | 10.60 | 1.47 ms | 276 108 | 8.80 | 40.6 s | 275 111 | 11.55 | 42.3 μ s | 275 110 | 11.10 | 0.43 ms |
| 274 111 | 11.60 | 88.1 μ s | 274 110 | 11.40 | 19.5 μ s | 274 109 | 10.50 | 9.84 ms | 274 108 | 9.50 | 0.3 s |
| 274 107 | 8.50 | 48.45 min | 273 111 | 11.20 | 0.29 ms | 273 110 | 11.37 | 0.11 ms | 273 109 | 10.82 | 0.5 ms |
| 273 108 | 9.90 | 101 ms | 273 107 | 8.90 | 21.1 s | 272 110 | 10.76 | 0.697 ms | 272 109 | 10.60 | 5.74 ms |
| 272 108 | 10.10 | 6.9 ms | 272 106 | 8.30 | 6.38 min | 271 110 | 10.87 | 1.79 ms | 271 109 | 10.14 | 29.9 ms |
| 271 108 | 9.90 | 109.7 ms | 271 107 | 9.50 | 0.338 s | 270 110 | 11.20 | 0.067 ms | 270 109 | 10.35 | 30 ms |
| 270 108 | 9.30 | 1.4 s | 270 107 | 9.30 | 6.25 s | 270 106 | 9.10 | 0.99 s | 270 105 | 8.20 | 94.58 min |
| 269 109 | 10.53 | 3.12 ms | 269 108 | 9.63 | 0.68 s | 269 107 | 8.84 | 39 s | 269 106 | 8.80 | 37.5 s |
| 269 105 | 8.40 | 3.01 min | 268 110 | 11.92 | 1.84 μ s | 268 109 | 10.73 | 3.07 ms | 268 108 | 9.90 | 28.6 ms |
| 268 107 | 9.08 | 35.4 s | 268 106 | 8.40 | 3.4 min | 268 105 | 8.20 | 102.7 min | 268 104 | 8.10 | 5.88 min |
| 267 110 | 12.28 | 1.57 μ s | 267 109 | 10.87 | 0.49 ms | 267 108 | 10.12 | 32.9 ms | 267 107 | 9.37 | 0.97 s |
| 267 106 | 8.64 | 2.25 min | 267 105 | 7.90 | 205 min | 267 104 | 7.80 | 306 min | 266 109 | 10.996 | 0.69 ms |
| 266 108 | 10.336 | 2.16 ms | 266 107 | 9.55 | 1.21 s | 266 105 | 8.19 | 121.8 min | 266 104 | 7.50 | 20.09 h |
| 265 109 | 11.07 | 0.178 ms | 265 107 | 9.77 | 74.4 ms | 265 105 | 8.49 | 1.76 min | 265 104 | 7.78 | 6.58 h |
| 264 107 | 9.97 | 74.1 ms | 264 106 | 9.21 | 0.60 s | 264 105 | 8.66 | 154 s | 264 104 | 8.14 | 5.03 min |
| 263 108 | 10.67 | 1.52 ms | 263 107 | 10.08 | 11.6 ms | 263 105 | 9.01 | 2.4 s | 263 104 | 8.49 | 76.8 s |
| 262 107 | 10.30 | 9.51 ms | 262 106 | 9.60 | 47.5 ms | 262 105 | 9.01 | 10.9 s | 262 104 | 8.49 | 20.6 s |
| 261 107 | 10.56 | 0.74 ms | 261 106 | 9.80 | 56.1 ms | 261 105 | 9.22 | 0.60 s | 260 107 | 10.47 | 3.58 ms |
| 260 104 | 8.90 | 1.08 s | 259 106 | 9.83 | 50.5 ms | 259 105 | 9.62 | 45.9 ms | 259 104 | 9.12 | 0.93 s |
| 258 106 | 9.67 | 36.1 ms | 258 105 | 9.48 | 0.42 s | 258 104 | 9.25 | 103 ms | 257 105 | 9.23 | 0.67 s |
| 257 104 | 9.04 | 1.76 s | 256 105 | 9.46 | 522 ms | 256 104 | 8.93 | 1.04 s | 255 105 | 9.72 | 28.9 ms |

- [5] G. Royer, *Nucl. Phys. A* **807** (2008) 105.
[6] P. Möller, J.R. Nix, W.D. Myers, W.J. Swiatecki, *At. Data Nucl. Data Tables* **59** (1995) 185.
[7] G. Audi, A.H. Wapstra, C. Thibault, *Nucl. Phys. A* **729** (2003) 337.
[8] G. Royer, B. Remaud, *Nucl. Phys. A* **444** (1985) 477.
[9] G. Royer, *J. Phys. G* **26** (2000) 1149.
[10] J. Blocki, J. Randrup, W.J. Swiatecki, C.F. Tsang, *Ann. of Phys.* **105** (1977) 427.
[11] I. Angeli, *At. Data Nucl. Data Tables* **87** (2004) 185.
[12] G. Royer, H.F. Zhang, *Phys. Rev. C* **77** (2008) 037602.