

Search for heavy neutrinos or third-generation leptoquarks in final states with two hadronically decaying tau leptons and two jets in proton-proton collisions at $\sqrt{s} = 13$ TeV

V. Khachatryan, M. Besançon, F. Couderc, M. Dejardin, D. Denegri, B. Fabbro, J.L. Faure, C. Favaro, F. Ferri, S. Ganjour, et al.

► To cite this version:

V. Khachatryan, M. Besançon, F. Couderc, M. Dejardin, D. Denegri, et al.. Search for heavy neutrinos or third-generation leptoquarks in final states with two hadronically decaying tau leptons and two jets in proton-proton collisions at $\sqrt{s} = 13$ TeV. *Journal of High Energy Physics*, Springer Verlag (Germany), 2017, 03 (3), pp.077. 10.1007/JHEP03(2017)077 . in2p3-01409594

HAL Id: in2p3-01409594

<http://hal.in2p3.fr/in2p3-01409594>

Submitted on 18 Dec 2018

HAL is a multi-disciplinary open access archive for the deposit and dissemination of scientific research documents, whether they are published or not. The documents may come from teaching and research institutions in France or abroad, or from public or private research centers.

L'archive ouverte pluridisciplinaire **HAL**, est destinée au dépôt et à la diffusion de documents scientifiques de niveau recherche, publiés ou non, émanant des établissements d'enseignement et de recherche français ou étrangers, des laboratoires publics ou privés.

Search for heavy neutrinos or third-generation leptoquarks in final states with two hadronically decaying τ leptons and two jets in proton-proton collisions at $\sqrt{s} = 13$ TeV



The CMS collaboration

E-mail: cms-publication-committee-chair@cern.ch

ABSTRACT: A search for new particles has been conducted using events with two high transverse momentum (p_T) τ leptons that decay hadronically, at least two high- p_T jets, and missing transverse energy from the τ lepton decays. The analysis is performed using data from proton-proton collisions, collected by the CMS experiment in 2015 at $\sqrt{s} = 13$ TeV, corresponding to an integrated luminosity of 2.1 fb^{-1} . The results are interpreted in two physics models. The first model involves heavy right-handed neutrinos, N_ℓ ($\ell = e, \mu, \tau$), and right-handed charged bosons, W_R , arising in a left-right symmetric extension of the standard model. Masses of the W_R boson below 2.35 (1.63) TeV are excluded at 95% confidence level, assuming the N_τ mass is 0.8 (0.2) times the mass of the W_R boson and that only the N_τ flavor contributes to the W_R decay width. In the second model, pair production of third-generation scalar leptoquarks that decay into $\tau\tau bb$ is considered. Third-generation scalar leptoquarks with masses below 740 GeV are excluded, assuming a 100% branching fraction for the leptoquark decay to a τ lepton and a bottom quark. This is the first search at hadron colliders for the third-generation Majorana neutrino, as well as the first search for third-generation leptoquarks in the final state with a pair of hadronically decaying τ leptons and jets.

KEYWORDS: Beyond Standard Model, Hadron-Hadron scattering (experiments), proton-proton scattering

ARXIV EPRINT: [1612.01190](https://arxiv.org/abs/1612.01190)

Contents

1	Introduction	1
2	The CMS detector	4
3	Object reconstruction and identification	4
4	Signal and background simulation	5
5	Event selection	6
6	Background estimation	7
7	Systematic uncertainties	10
8	Results	10
9	Summary	13
	The CMS collaboration	17

1 Introduction

In this paper a search for new phenomena at the CERN LHC beyond the standard model (SM) of particle physics is presented, using events containing two energetic τ leptons and at least two energetic jets. This final state is expected, for example, in the decay of a right-handed W boson (W_R) into a τ lepton and a heavy neutrino that decays into another τ lepton and two jets ($\tau\tau jj$). The same final state is also expected from the decay of leptoquark (LQ) pairs. A brief description of the two models predicting these different decay paths to the same final state is given below.

In the SM, the neutrinos of the three generations are considered to be massless, while the observation of neutrino oscillations implies otherwise. One way to generate neutrino masses is the seesaw mechanism, which can be accommodated in a left-right symmetric extension of the SM (LRSM) [1–3]. This model explains the observed parity violation in the SM as the consequence of spontaneous symmetry breaking at a multi-TeV mass scale and introduces a right-handed counterpart to the SM group $SU(2)_L$. The new $SU(2)_R$ gauge group is associated with three new gauge bosons, W_R^\pm and Z' , and three heavy right-handed neutrino states N_ℓ ($\ell = e, \mu, \tau$), partners of the light neutrino states ν_ℓ . A reference process allowed by this model is the production of a W_R that decays into a heavy neutrino N_ℓ and a charged lepton of the same generation. The heavy neutrino subsequently decays into a lepton and two jets.

In this context, the light neutrino mass is given by $m_\nu \sim y_\nu^2 v^2 / m_N$, where y_ν is a Yukawa coupling to the SM Higgs field, v the Higgs field vacuum expectation value in the SM, and m_N the mass of the heavy neutrino state. In type I seesaw models, the light and heavy neutrinos must be Majorana particles in order to explain the known neutrino masses. As a consequence, processes that violate lepton number conservation by two units would be possible. Therefore, searches for heavy Majorana neutrinos can provide important tests of the nature of neutrinos and the origin of neutrino masses.

A similar dilepton plus dijet final state can be realized in other extensions of the SM that predict scalar or vector LQs. The motivation for postulating such particles is to achieve a unified description of quarks and leptons [4]. Leptoquarks are SU(3) color-triplet bosons that carry both lepton and baryon numbers [5–7], and are foreseen in grand unified theories, composite models, extended technicolor models, and superstring-inspired models. The exact properties (spin, weak isospin, electric charge, chirality of the fermion couplings, and fermion number) depend on the structure of each specific model. For this reason, direct searches for LQs at collider experiments are typically performed in the context of the Buchmüller-Rückl-Wyler model [8]. This model includes a general effective lagrangian describing interactions of LQs with SM fermions and naturally provides symmetry between leptons and quarks of the SM. Since they carry both baryon number and lepton number, it is expected that LQs would be produced in pairs, and that LQs of the n th generation would decay into leptons and quarks of the same generation.

This analysis is a search for the third-generation particles of the LRSM and LQ models, considering final states that contain a pair of τ leptons and jets. In the heavy neutrino search, these final states arise from the decays $W_R \rightarrow \tau + N_\tau \rightarrow \tau + \tau q \bar{q}$. This search is the first for the third-generation Majorana neutrino at hadron colliders. Previous searches for heavy neutrinos have been performed at LEP [9, 10], excluding heavy neutrinos of this model for masses below approximately 100 GeV, and in the dimuon plus dijet ($\mu\mu jj$) and dielectron plus dijet ($eejj$) channels at 7 TeV by ATLAS [11] and at 8 TeV by CMS [12]. The ATLAS and CMS searches assumed that N_τ is too heavy to play a role in the decay of W_R . In those searches, the W_R mass ($m(W_R)$) is excluded up to approximately 3.0 TeV. In the search for LQs, requiring the presence of τ leptons selects third-generation LQs, leading to the final state $\tau\tau bb$. Searches for LQs in this channel from ATLAS at 7 TeV [13] and CMS at 13 TeV [14] excluded third generation leptoquarks for masses less than 534 GeV and 740 GeV, respectively.

The τ lepton is the heaviest known lepton and decays about one third of the time into purely leptonic final states (τ_l), and the remainder of the time into hadrons plus one neutrino. In this analysis pairs of τ leptons are selected in which both decay hadronically (τ_h) into one, three, or (rarely) five charged mesons often accompanied by one or more neutral pions. Because the hadronic decay of the $\tau\tau$ system has two associated neutrinos, the events have missing transverse momentum (\vec{p}_T^{miss}), where \vec{p}_T^{miss} is defined as the negative vector sum of the transverse momenta of all reconstructed particles in an event. The magnitude of \vec{p}_T^{miss} is referred to as E_T^{miss} . In contrast to heavy neutrino searches in the $eejj$ or $\mu\mu jj$ final states, this analysis uses events that contain neutrinos from the tau lepton decays, and thus the W_R resonance cannot be fully reconstructed in the $\tau_h\tau_h$ channel. To

distinguish between signal and SM processes that give rise to a similar final state topology (backgrounds), the visible τ lepton decay products, two jets, and the E_T^{miss} are used to reconstruct the partial mass:

$$m(\tau_{h,1}, \tau_{h,2}, j_1, j_2, E_T^{\text{miss}}) = \sqrt{(E^{\tau_{h,1}} + E^{\tau_{h,2}} + E^{j_1} + E^{j_2} + E_T^{\text{miss}})^2 - (\vec{p}^{\tau_{h,1}} + \vec{p}^{\tau_{h,2}} + \vec{p}^{j_1} + \vec{p}^{j_2} + \vec{p}_T^{\text{miss}})^2}, \quad (1.1)$$

where E and p represent the energies and momenta of selected τ and jet candidates.

The partial mass is expected to be large in the heavy neutrino case and close to the W_R mass. The heavy neutrino search strategy is to look for a broad enhancement in the partial mass distribution inconsistent with known SM backgrounds. For pair production of leptoquarks, the scalar sum of the transverse momenta (p_T) of the decay products, $S_T = p_T^{\tau_{h,1}} + p_T^{\tau_{h,2}} + p_T^{j_1} + p_T^{j_2}$, is expected to be large and comparable with the total leptoquark mass. In this case the strategy is similar to other leptoquark analyses and involves searching for a broad enhancement in the high- S_T part of the spectrum.

It is worth noting that the partial mass and S_T are typically higher than in channels containing τ_l , because of the different number of neutrinos from τ lepton decays. At the same time, because a τ_h resembles a jet, the typical probability of misidentifying a jet as a τ_h is at least an order of magnitude higher than that for a jet to be misidentified as an electron or muon. As a result, the multijet background from quantum chromodynamics (QCD) processes in the $\tau_h \tau_h$ channel is larger than in the $\tau \tau \rightarrow \tau_l \tau_h$ and $\tau \tau \rightarrow \tau_l \tau_l$ channels. However, the QCD multijet contribution at high values of partial mass and S_T is strongly reduced owing to its rapidly decreasing production cross section. These considerations, combined with the fact that the considered final state has the highest branching fraction to τ_h pairs, makes it a promising channel in searches for new physics.

The analysis is performed using proton-proton collision data collected by the CMS experiment in 2015 at $\sqrt{s} = 13$ TeV. The overall strategy is similar to the previously cited heavy neutrino and leptoquark searches. Upon selecting two high-quality τ_h candidates and two additional jet candidates, the distribution of $m(\tau_h, \tau_h, j, j, E_T^{\text{miss}})$ or S_T is used to look for a potential signal that would appear as an excess of events over the SM expectation at large values of the mass or S_T . The object reconstruction is described in section 3, followed by the description of the signal and background simulation samples in section 4. The selections defining the signal region (SR), described in section 5, achieve a reduction of the background to a yield of about 1 event in the region where signal dominates. A major challenge of this analysis is to ensure the signal and trigger efficiencies are not only high, but well understood. This is accomplished through studies of SM processes involving genuine τ_h candidates. The analysis strategy is described in section 6 and relies on the selection of $Z(\rightarrow \mu\mu) + \text{jets}$ and $Z \rightarrow \tau_h \tau_h$ events. A number of background enriched control regions are defined in section 6. The purpose of the control samples is to ensure a good understanding of the background contributions as well as to cross-check the accuracy of the efficiency measurements and assign appropriate systematic uncertainties (section 7). Estimates of the background contributions in the SR are derived from data wherever possible, using samples enriched with background events. These control regions are used to measure the

partial mass shapes, S_T shapes, and selection efficiencies in order to extrapolate to the region where the signal is expected. In cases where the background contributions are small (<10%) or the above approach is not feasible, data-to-simulation scale factors, defined as a ratio between the numbers of observed data events and expected simulated yields in background-enhanced regions, are used to validate or correct the expected contributions obtained from the simulation samples. Finally, the results are discussed in section 8.

2 The CMS detector

A detailed description of the CMS detector, together with a definition of the coordinate system used and the relevant kinematic variables, can be found in [15].

The central feature of the CMS apparatus is a superconducting solenoid of 6 m inner diameter, providing a field of 3.8 T. Within the field volume are the silicon pixel and strip tracker, the lead tungstate crystal electromagnetic calorimeter (ECAL), which includes a silicon sensor preshower detector in front of the ECAL endcaps, and the brass and scintillator hadron calorimeter. In addition to the barrel and endcap detectors, CMS has extensive forward calorimetry. Muons are measured in gas-ionization detectors embedded in the steel flux-return yoke of the solenoid.

The inner tracker measures charged particles within the region of pseudorapidity $|\eta| < 2.5$ and provides an impact parameter resolution of $\sim 15 \mu\text{m}$ and a p_T resolution of about 1.5% for particles with $p_T = 100 \text{ GeV}$. Collision events are selected by a first-level trigger composed of custom hardware processors and a high-level trigger that consists of a farm of commercial CPUs running a version of the offline reconstruction optimized for fast processing.

3 Object reconstruction and identification

Jets are reconstructed using the particle-flow (PF) algorithm [16]. In the PF approach, information from all subdetectors is combined to reconstruct and identify final-state particles (muons, electrons, photons, and charged and neutral hadrons) produced in the beam collisions. The anti- k_T clustering algorithm [17] with a distance parameter of $R = 0.4$ is used for jet clustering. Jets are required to pass identification criteria designed to reject particles from additional beam collisions within the same or a nearby bunch crossing (pileup) and from anomalous behavior of the calorimeters, and to ensure separation from any identified leptons by $\Delta R = \sqrt{(\Delta\eta)^2 + (\Delta\phi)^2} > 0.4$, where ϕ is the azimuthal angle. For jets with $p_T > 30 \text{ GeV}$ and $|\eta| < 2.4$, the identification efficiency is approx 99%, with a rejection efficiency of 90–95% for jets originating from pileup interactions [18]. The jet energy scale and resolution are calibrated using correction factors that depend on the p_T and η of the jet [19]. Jets originating from the hadronization of bottom quarks are identified using the loose working point of the combined secondary vertex algorithm [20], which exploits observables related to the long lifetime of b hadrons. For b quark jets with $p_T > 30 \text{ GeV}$ and $|\eta| < 2.4$, the identification efficiency is approximately 85%, with a mistag rate of about 10% for light-quark and gluon jets [21]. The b quark jets are used to obtain $t\bar{t}$ -enriched control samples in order to estimate the background rate in the SR.

Although muons are not used to define the SR, they are used to obtain control samples for the background estimates. Muons are reconstructed using the tracker and muon detectors. Quality requirements based on the minimum number of hits in the silicon tracker, pixel detector, and muon chambers are applied to suppress backgrounds from decays in flight and from hadron shower remnants that reach the muon system [22]. The muon identification efficiency for the quality requirements and kinematic range used in this analysis is approximately 98%. Muon candidates are additionally required to pass isolation criteria. Isolation is defined as the p_T sum of the reconstructed PF charged and neutral particles, within an isolation cone of radius $\Delta R = 0.4$ centered around the muon track [23]. The contribution from the muon candidate is removed from the sum and corrections are applied to remove the contribution from particles produced in pileup interactions.

Hadronic decays of the τ lepton are reconstructed and identified using the “hadrons-plus-strips” algorithm [24] designed to optimize the performance of τ_h reconstruction by including specific τ_h decay modes. To suppress backgrounds from light-quark or gluon jets, a τ_h candidate is required to be isolated from other energy deposit in the event. The isolation criterion is defined as the scalar p_T sum S_τ of charged and neutral PF candidates within a cone of radius $\Delta R = 0.5$ around the τ_h direction, excluding the τ_h candidate. The isolation criterion is $S_\tau < 0.8 \text{ GeV}$.

Additionally, τ_h candidates are separated from electrons and muons by using dedicated discriminators in the event. The algorithm to discriminate a τ_h from an electron uses observables that quantify the compactness and shape of energy deposits in the ECAL, in combination with observables that are sensitive to the amount of bremsstrahlung emitted along the leading track and observables that are sensitive to the overall particle multiplicity. The discriminator against muons is based on the presence of hits in the muon system associated with the track of the τ_h candidate. The resulting combined efficiency for the isolation and selection requirements used to define the SR is 55% averaged over the kinematic range used in this analysis.

The presence of neutrinos in the $\tau\tau$ decays must be inferred from the imbalance of transverse momentum measured in the detector. Information from the forward calorimeter is included in the calculation of E_T^{miss} , and the jet energy corrections described above are propagated as corrections to E_T^{miss} . Missing transverse energy is one of the most important observables for discriminating the signal events from background events that do not contain neutrinos, such as QCD multijet events with light-quark and gluon jets.

4 Signal and background simulation

The QCD multijet processes are the dominant background in the SR. Multijet events are characterized by jets with high multiplicity, which can be misidentified as a τ_h . Apart from QCD multijets, the other much smaller backgrounds are the top pair production ($t\bar{t}$) and the Drell-Yan (DY) process giving rise to τ leptons plus jets. The DY+jets events are characterized by two isolated τ leptons and additional jets from initial-state radiation. Backgrounds from $t\bar{t}$ events contain two b quark jets and either a genuine isolated τ_h lepton or, with similar probability, a misidentified τ_h candidate.

Collision data are compared to samples of Monte Carlo (MC) simulated events and techniques based on control samples in data are employed when possible. The MADGRAPH (v5.1.5) [25] program is used for simulation of DY+jets, W+jets, and $t\bar{t}$ +jets production at leading order. The MADGRAPH generator is interfaced with PYTHIA 8 [26], for parton showering and fragmentation simulation. The PYTHIA generator is used to model the signal and QCD multijet processes. The heavy-neutrino signal event samples are generated with W_R masses ranging from 1 to 3 TeV. The N_τ mass varies between 0.05 and 0.95 multiplied by the W_R mass. It is assumed that the gauge couplings associated with the left and right SU(2) groups are equal and that the N_τ decays are prompt. It is also assumed the N_e and N_μ masses are too heavy to play a role in the decay of W_R , and thus $W_R \rightarrow \tau + N_\tau$ and $W_R \rightarrow q\bar{q}'$ are the dominant decay modes. The branching fraction for the $W_R \rightarrow \tau + N_\tau$ decay is approximately 10–15%, depending on $m(W_R)$ and $m(N_\tau)$. The leptoquark signal event samples are generated with masses ranging from 200 to 1000 GeV. The simulated events are processed with a detailed simulation of the CMS apparatus using the GEANT4 package [27].

In simulations, the DY and $t\bar{t}$ background yields, as well as the signal yields, are normalized to the integrated luminosity of the collected data using next-to-leading order (NLO) or next-to-next-to-leading order (NNLO) cross sections [28–31]. The mean number of interactions in a single bunch crossing in the analyzed data set is 21. In simulated events, multiple interactions are superimposed on the primary collision, with the distribution of the number of pileup interactions matching that observed in data.

5 Event selection

Candidate signal events were collected using a trigger requiring the presence of at least two τ_h candidates with $p_T > 35$ GeV and $|\eta| < 2.1$ [32]. In addition to the requirements on τ_h trigger objects, kinematic requirements on p_T and η are imposed on the reconstructed τ_h candidates used in the SR to achieve a trigger efficiency greater than 90% per τ_h candidate. Events are required to have at least two τ_h candidates with $p_T > 70$ GeV. The $\tau_h\tau_h$ pairs are required to be separated by $\Delta R > 0.4$. Each τ_h candidate is required to have $|\eta| < 2.1$ in order to ensure that it is reconstructed fully within the acceptance of the tracking system. Candidates are also required to satisfy the reconstruction and identification criteria described in section 3. In contrast to other $\tau\tau$ analyses, an opposite-sign requirement cannot be used to discriminate against backgrounds from misidentified τ_h candidates, since the signal in the LRSM model can yield both oppositely-charged and same-sign $\tau_h\tau_h$ pairs, because of the Majorana nature of the heavy neutrino.

In addition to the preselection described above, the final selection is defined by requiring at least two jets with $p_T > 50$ GeV and $|\eta| < 2.4$. Only jets separated from the τ_h candidates by $\Delta R > 0.4$ are considered. Because there are neutrinos in the $\tau\tau$ system decay, we are able to require $E_T^{\text{miss}} > 50$ GeV to control the level of QCD multijet background. Further, to reduce the contribution from Z+jets events, the invariant mass of the $\tau_h\tau_h$ pair is required to be > 100 GeV.

The signal selection efficiency for $W_R \rightarrow \tau + N_\tau \rightarrow \tau + \tau q \bar{q}$ events depends on the W_R and N_τ masses. The total signal selection efficiency, assuming the N_τ mass is half the W_R mass, is 1.65% for $m(W_R) = 1.0$ TeV and 5.15% for $m(W_R) = 2.7$ TeV. The signal selection efficiency for $LQ \rightarrow \tau b$ events is 4.14% for $m(LQ) = 0.6$ TeV and 6.68% for $m(LQ) = 1.0$ TeV. These efficiencies include the branching fraction of approximately 42% for $\tau\tau$ decaying to $\tau_h\tau_h$.

6 Background estimation

As discussed above, the E_T^{miss} and τ_h isolation are the main variables discriminating against QCD multijet events. The QCD multijet background estimation methodology utilizes control samples obtained by inverting the signal region requirements on these two variables. In the remainder of this section, events obtained by inverting the isolation requirement on both τ_h candidates will be referred to as nonisolated $\tau_h\tau_h$ samples. The QCD multijet background is estimated using data and relying on the “*ABCD*” method. The regions *A*, *B*, *C*, and *D* are defined as follows:

- *A*: fail the $E_T^{\text{miss}} > 50$ GeV requirement; nonisolated $\tau_h\tau_h$;
- *B*: fail the $E_T^{\text{miss}} > 50$ GeV requirement; pass nominal isolation (as in SR);
- *C*: pass the $E_T^{\text{miss}} > 50$ GeV requirement; nonisolated $\tau_h\tau_h$;
- *D*: pass the $E_T^{\text{miss}} > 50$ GeV requirement; pass nominal isolation (as in SR).

Region *D* is the nominal SR. The QCD multijet components N_{QCD}^i in regions $i = A, B$, and *C* are predicted by subtracting simulated non-QCD backgrounds from data ($N_{\text{QCD}}^i = N_{\text{Data}}^i - N_{\text{non-QCD}}^i$). The signal contamination in the control regions is negligible according to simulation ($<1\%$). The contribution of QCD multijet events in the SR (N_{QCD}^D) is estimated using the predicted rate of QCD multijet events in region *C* (N_{QCD}^C), weighted by a scale factor used to extrapolate from the nonisolated to the isolated τ_h region. The extrapolation factor is obtained by dividing the expected number of QCD multijet events in region *B* (N_{QCD}^B) by the expected number of QCD multijet events in region *A* (N_{QCD}^A). Therefore, the yield of QCD multijet events in the SR is given by $N_{\text{QCD}}^D = N_{\text{QCD}}^C (N_{\text{QCD}}^B / N_{\text{QCD}}^A)$. The shapes for the variables of interest, $m(\tau_h, \tau_h, j, j, E_T^{\text{miss}})$ and S_T , are correlated with E_T^{miss} and thus were obtained from region *C*.

Tests to validate both the normalization and shapes obtained for the background are performed with data. The first set of validation tests in data is performed using the same method and event selection criteria described above for the different regions, except with an inverted jet multiplicity requirement, $N_j < 2$, in order to provide an exclusive set of regions, *A'*, *B'*, *C'*, and *D'*. The purity of QCD multijet events in these control samples ranges approximately from 96 to 99%. There is agreement between the observation of 123 QCD multijet events in region *D'* and the prediction of 122.2 ± 10.3 events given by the prescription $N_{\text{QCD}}^{D'} = N_{\text{QCD}}^{C'} (N_{\text{QCD}}^{B'} / N_{\text{QCD}}^{A'})$. Figure 1 (upper) shows the $m(\tau_h, \tau_h, j, j, E_T^{\text{miss}})$ and S_T distributions in region *D'*, where the shapes of QCD multijet events were obtained from region *C'* and normalized to the predicted yield of QCD multijet events in the region

D' . There is agreement across the $m(\tau_h, \tau_h, j, j, E_T^{\text{miss}})$ and S_T spectra, showing that τ_h isolation does not bias either distribution. An additional test on the extraction of the shape from the nonisolated τ_h regions, with $N_j \geq 2$, is performed using the shape from QCD multijet events falling in region A , to estimate the shape of QCD multijet events in region B . Figure 1 (lower) shows the $m(\tau_h, \tau_h, j, j, E_T^{\text{miss}})$ and S_T distributions in region B , using the shape for QCD multijet events from region A , which provides further confidence in the method. The procedure outlined in this section yields a QCD multijet estimate of $N_{\text{QCD}}^D = N_{\text{QCD}}^{\text{SR}} = 15.1 \pm 4.1$ events. The overall uncertainty is dominated by the statistical uncertainty in the control samples.

The measurement of the $Z(\rightarrow \tau\tau)$ +jets contribution to the SR is based on both simulation and data. The efficiency for the trigger and for the requirement of at least two high-quality τ_h leptons is expected to be well modeled by simulation. Mismodeling of the $Z(\rightarrow \tau\tau)$ +jets background rate and shapes in the SR can come from the requirement of two additional jets. For these reasons we consider two control samples: the first control sample is used to validate the correct modeling of the requirement of at least two high-quality τ_h leptons; the second control sample is used to measure a correction factor for the correct modeling of two additional jets.

The first $Z(\rightarrow \tau\tau)$ control sample, used to validate the modeling of the trigger and the requirement of at least two high-quality τ_h leptons, is obtained by using the preselection requirements defined previously, and additionally requiring $\tau_h\tau_h$ pairs to have an invariant mass less than 100 GeV. This results in a sample composed of approx 90% of $Z(\rightarrow \tau\tau)$, according to simulation. The rates and shapes in data and simulation are consistent, with a measured data-to-simulation scale factor of 0.97 ± 0.19 .

The second control sample, used to measure a correction factor for the efficiency of the dijet selection, is obtained by applying criteria, similar to those used in the search analysis, to select a sample of $Z(\rightarrow \mu\mu)$ +jets events having a dimuon invariant mass $m_{\mu\mu}$ compatible with that of the Z boson ($60 < m_{\mu\mu} < 120$ GeV). Candidate events for this control sample were collected using a trigger requiring the presence of at least one muon object with $p_T(\mu) > 18$ GeV. A study of this control sample allows a straightforward estimation, using lepton universality in the Z boson decay, of the extra hadronic activity expected in $Z(\rightarrow \tau\tau)$ +jets events. Thus the rate for $Z \rightarrow \tau\tau$ in simulation, after final selections, can be corrected using the measured dijet selection efficiency, to determine the expected contribution of $Z(\rightarrow \tau\tau)$ +jets in the SR. The measured correction factor is 1.20 ± 0.01 , resulting in a DY +jets background estimate of 1.3 ± 0.5 events in the SR. Systematic uncertainties in the estimated background yields are described in section 7.

In a similar way, the estimation of the $t\bar{t}$ contribution to the SR is also obtained using information from both data and simulation. A $t\bar{t}$ -enriched control sample is obtained by applying all the signal selection criteria with at least one b-tagged jet and two isolated muons, as opposed to $\tau_h\tau_h$, and additionally by requiring a Z boson mass veto requirement ($m_{\mu\mu}$ outside the region between 80 and 110 GeV) to suppress $Z(\rightarrow \mu\mu)$ +jets background. The $t\bar{t}$ prediction from simulation agrees with the observed yield and shape in the control sample. The measured data-to-simulation scale factor in the control sample is 0.99 ± 0.03 , and thus the $t\bar{t}$ prediction in the SR is based on simulation, without any corrections. The $t\bar{t}$ background yield in the SR is 2.5 ± 0.9 events.

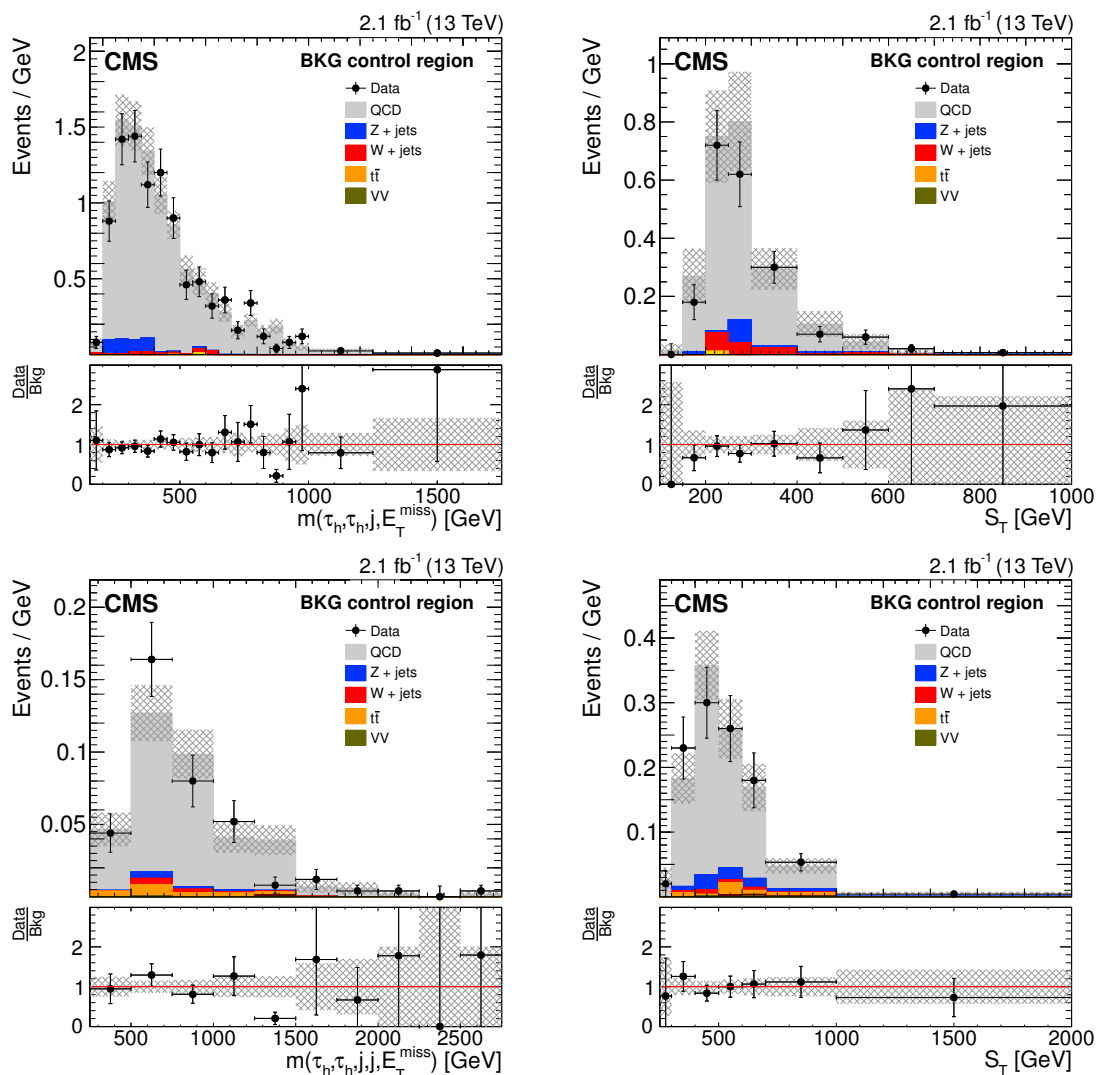


Figure 1. Upper left: QCD multijet background shape validation test for $N_j < 2$, showing that the $m(\tau_h\tau_h, j, E_T^{\text{miss}})$ distribution in the nonisolated $\tau_h\tau_h$ control sample (“QCD” in the legend) correctly models the shape in the isolated region (“Data”). Upper right: QCD multijet background validation test of the *ABCD* method applied to $\tau_h\tau_h$ data, showing that there is a good agreement in the S_T distribution between the observed yield and shape and the predicted yield and shape. Lower left: QCD multijet background validation test for $N_j \geq 2$ data with $E_T^{\text{miss}} < 50$ GeV, showing that the $m(\tau_h\tau_h, j, j, E_T^{\text{miss}})$ distribution in the nonisolated $\tau_h\tau_h$ control sample correctly models the shape in the isolated region. Lower right: QCD multijet background validation test for $N_j \geq 2$ data, showing that the S_T distribution in the nonisolated $\tau_h\tau_h$ control sample correctly models the shape in the isolated region. The hatched band in the upper panel of each distribution represents the total statistical uncertainty in the background. The lower panel shows the ratio between the observed data and the background estimation. The shaded band in the lower panel represents the statistical uncertainty in the background prediction. The diboson (“VV” in the legend) contributions are negligible.

7 Systematic uncertainties

Various imperfectly known or poorly simulated effects can alter the shape and normalization of the $m(\tau_h, \tau_h, j, j, E_T^{\text{miss}})$ and S_T spectra. Since the estimation of the background contributions in the SR is partly based on simulation, the signal and certain backgrounds are affected by similar sources of systematic uncertainties. For example, the uncertainty in the integrated luminosity measurement is 2.7% [33] and affects the signal and $t\bar{t}$ background. The dominant sources of systematic uncertainties in the signal, DY+jets, and $t\bar{t}$ background predictions are the uncertainties in the τ_h identification and trigger efficiency. The τ_h trigger efficiency (the fraction of τ_h candidates that additionally pass the τ_h trigger requirement) is estimated using a sample of $Z \rightarrow \tau\tau \rightarrow \mu\tau_h$ events, collected using a single-muon trigger, that satisfy the same τ_h identification criteria used to define the SR. This estimation leads to a relative uncertainty of 5.0% per τ_h candidate. Systematic effects associated with the τ_h identification are extracted from a fit to the $Z (\rightarrow \tau\tau)$ visible mass distribution, $m(\tau_1, \tau_2)$. In order to estimate the uncertainty in the τ_h identification efficiency, the fit constrains the Z boson production cross section to the measured cross section in the $Z(\rightarrow ee/\mu\mu)$ decay channels, leading to a relative uncertainty of 7% per τ_h candidate [32]. An additional systematic uncertainty, which dominates for high- p_T τ_h candidates, is related to the confidence that the MC simulation correctly models the identification efficiency. This additional uncertainty increases linearly with p_T and amounts to 20% per τ_h candidate at $p_T = 1$ TeV. The uncertainties related to the background estimation methods are negligible, as found from validation tests. Additional contributions to the uncertainties in the signal, DY+jets, and $t\bar{t}$ background predictions are due to the uncertainty in the τ_h /jet energy scale, ranging from 3–5%. The systematic uncertainty in the QCD multijet background prediction is dominated by the statistical uncertainty of the data used in the control regions (about 27%). The contamination from other backgrounds in the QCD multijet control regions has a negligible effect on the systematic uncertainty. The uncertainty in the signal acceptance due to the choice of parton distribution functions included in the simulated samples is evaluated in accordance with the PDF4LHC recommendation and amounts to 5% [34]. The systematic effect caused by imprecise modeling of initial- and final-state radiation is determined by reweighting events to account for effects such as missing α_s terms in the soft-collinear approach [35] and missing NLO terms in the parton shower approach [36]. The dominant effects that contribute to the $m(\tau_h, \tau_h, j, j, E_T^{\text{miss}})$ and S_T shape variations include the τ_h and jet energy scale uncertainties, resulting in systematic uncertainties of less than 10% in all mass and S_T bins.

8 Results

Figure 2 shows the background predictions as well as the observed $m(\tau_h, \tau_h, j, j, E_T^{\text{miss}})$ and S_T spectra. The last bin in the mass plot represents the yield for $m(\tau_h, \tau_h, j, j, E_T^{\text{miss}}) > 2.25$ TeV, while the last bin in the S_T plot represents the yield for $S_T > 1$ TeV (i.e. these bins include the overflow). The observed yield is 14 events, while the predicted background yield is 19.8 ± 4.2 events, with QCD multijet, $t\bar{t}$, and $Z \rightarrow \tau\tau$ composing 76.3%, 12.6%,

Process	Prediction
DY+jets	1.3 ± 0.5
W+jets	0.9 ± 0.4
$t\bar{t}$	2.5 ± 0.9
Multijet	15.1 ± 4.1
Total	19.8 ± 4.2
Observed	14
$m(W_R) = 1.0 \text{ TeV}$	61.1 ± 1.5
$m(W_R) = 2.7 \text{ TeV}$	1.60 ± 0.02
$m(LQ) = 0.6 \text{ TeV}$	14.7 ± 0.3
$m(LQ) = 1.0 \text{ TeV}$	0.80 ± 0.01

Table 1. Numbers of observed events in data and estimated background and signal rates in the signal region. The expected numbers of events for the W_R signal samples assume $m(N_\tau) = m(W_R)/2$.

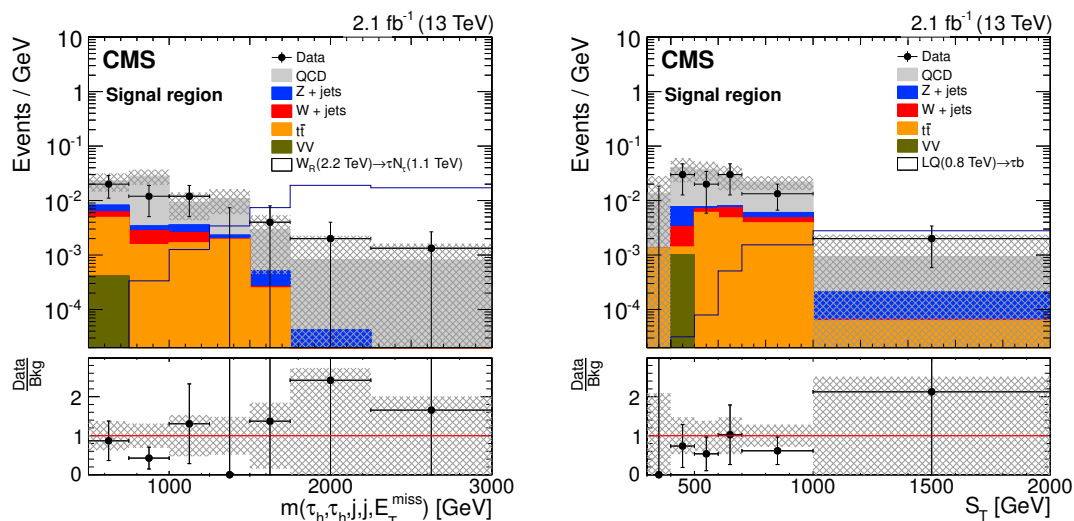


Figure 2. Left: $m(\tau_h, \tau_h, j, j, E_T^{\text{miss}})$ distribution in the SR. Right: S_T distribution in the signal region. The estimated backgrounds are stacked while the data and simulated signal are overlaid. The hatched band in the upper panel of each distribution represents the total statistical uncertainty in the background. The lower panel shows the ratio between the observed data and the background estimation. The shaded band across the lower panel, represents the total statistical and systematic uncertainty.

and 6.6% of the total respectively (see table 1). The simulated distributions corresponding to signal hypotheses with $m(W_R) = 2.2 \text{ TeV}$ and $m(LQ) = 0.8 \text{ TeV}$ are also shown for comparison. The observed $m(\tau_h, \tau_h, j, j, E_T^{\text{miss}})$ and S_T distributions do not reveal evidence for either $W_R \rightarrow \tau N_\tau \rightarrow \tau \tau j j$ or for $LQ \rightarrow \tau b$ production.

The exclusion limit is calculated by using the distributions of $m(\tau_h, \tau_h, j, j, E_T^{\text{miss}})$ in the LRSM interpretation, or of S_T for the LQ interpretation, to construct the Poisson likelihood and to compute the 95% Confidence Level (CL) upper limit on the signal cross section

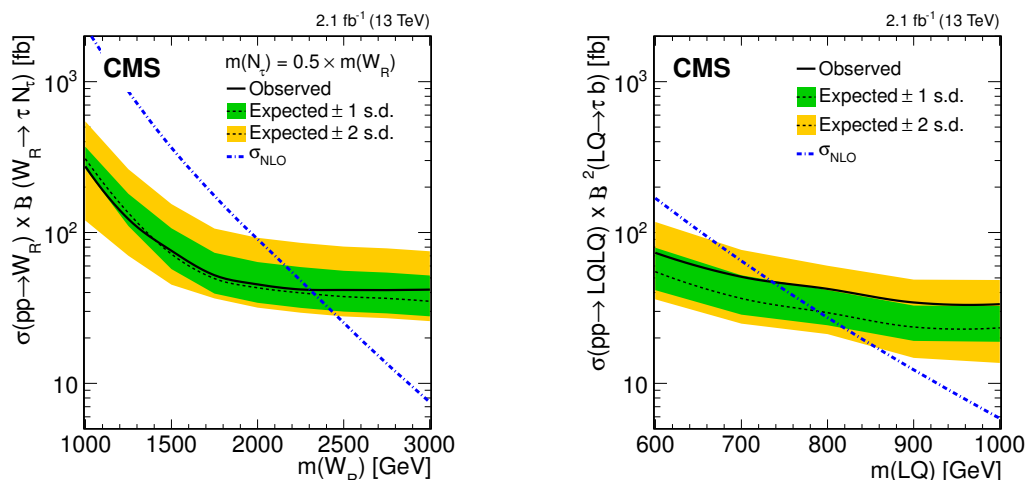


Figure 3. Left: expected and observed limits at 95% CL on the product of W_R boson production cross section and branching fraction of the $W_R \rightarrow \tau N_\tau$ decay for $m(N_\tau) = m(W_R)/2$, as functions of $m(W_R)$ mass. Right: expected and observed limits, at 95% CL, on the product of the LQ pair production cross section and the branching fraction squared of the $LQ \rightarrow \tau b$ decay, as functions of LQ mass. The bands around the expected limits represent the one and two standard deviation uncertainties obtained using a large sample of pseudo-experiments based on the background-only hypothesis, for each bin of the mass and S_T distributions. The dot-dashed blue line corresponds to the theoretical signal cross section at NLO, which assumes only N_τ flavor contributes to the W_R boson decay width.

σ using the modified frequentist CL_s method [37, 38]. Systematic uncertainties are represented by nuisance parameters, assuming a gamma or log-normal prior for normalization parameters, and Gaussian priors for shape uncertainties.

Figure 3 shows the expected and observed limits as well as the theoretical cross sections as functions of $m(W_R)$ and $m(LQ)$. For heavy neutrino models with strict left-right symmetry, and with the assumption that only the N_τ flavor contributes to the W_R boson decay width, W_R boson masses below 2.3 TeV are excluded at 95% CL, assuming the N_τ mass is $0.5 m(W_R)$. The heavy-neutrino limits depend on the N_τ mass. For example, a scenario with $x = m(N_\tau)/m(W_R) = 0.1$ (0.25) yields significantly lower average jet and subleading τ_h p_T than the $x = 0.5$ mass assumption, and the acceptance is lower by a factor of about 16 (3) for $m(W_R) = 1.0$ TeV and about 6.0 (1.9) for $m(W_R) = 2.7$ TeV. On the other hand, the $x = 0.75$ scenario produces similar or larger average p_T for the jet and the τ_h than the $x = 0.5$ mass assumption, yielding an event acceptance that is up to 10% larger.

Figure 4 shows the 95% CL upper limits on the product of the production cross section and the branching fraction, as a function of $m(W_R)$ and x . The signal acceptance and mass shape are evaluated for each $\{m(W_R), x\}$ combination in figure 4 and used in the limit calculation procedure described above. Masses below $m(W_R) = 2.35$ (1.63) TeV are excluded at 95% CL, assuming the N_τ mass is 0.8 (0.2) times the mass of W_R boson.

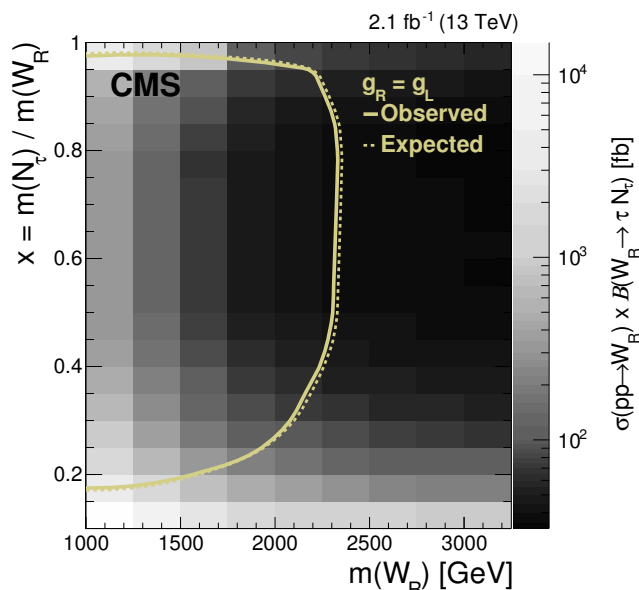


Figure 4. Exclusion bounds at 95% CL as a function of $x = m(N_\tau)/m(W_R)$ and $m(W_R)$. The color axis corresponds to the observed upper limit on the product of the cross section $\sigma(pp \rightarrow W_R)$ and the branching fraction $\mathcal{B}(W_R \rightarrow \tau N_\tau)$. The curves indicate observed and expected exclusion (left of the curve) for a model that assumes that the gauge couplings associated with the right and left SU(2) groups are equal.

For the leptoquark interpretation using S_T as the final fit variable, LQ masses below 740 GeV are excluded at 95% CL, compared with expected limit of 790 GeV. The results of this search can also be applied to other models that predict a similar dilepton plus dijet final state, for example to the model with sterile right-handed neutrinos described in ref. [39].

9 Summary

A search is performed for physics beyond the standard model in events with two energetic τ leptons, two energetic jets, and large transverse momentum imbalance, using a data sample corresponding to an integrated luminosity of 2.1 fb^{-1} collected with the CMS detector in proton-proton collisions at $\sqrt{s} = 13 \text{ TeV}$. The search focuses on two models: (1) production of heavy right-handed third-generation neutrinos, N_τ , and right-handed W_R bosons that arise in the left-right symmetric extensions of the standard model, where the W_R decay chain results in a pair of high- p_T τ leptons; (2) pair production of third-generation scalar leptoquarks in the $\tau\tau b\bar{b}$ channel. The observed $m(\tau_h, \tau_h, j, j, E_T^{\text{miss}})$ and S_T distributions do not reveal any evidence of signals compatible with these scenarios. Assuming that only the N_τ flavor contributes significantly to the W_R decay width, W_R masses below 2.35 (1.63) TeV are excluded at 95% confidence level, assuming the N_τ mass is 0.8 (0.2) times the mass of W_R boson. This analysis represents the first search for N_τ at the LHC and is also the first to focus on pair production of third-generation scalar leptoquarks using the $\tau_h\tau_h b\bar{b}$ final state. Leptoquarks with a mass less than 740 GeV are excluded at 95% confidence level, to be compared with an expected mass limit of 790 GeV. This result equals the most

stringent previous limit obtained in the $\tau_l\tau_hbb$ final state, set by CMS using 19.5 fb^{-1} of data recorded at 8 TeV [14]. This is the first search for third-generation leptoquarks in the $\tau_h\tau_hbb$ channel.

Acknowledgments

We congratulate our colleagues in the CERN accelerator departments for the excellent performance of the LHC and thank the technical and administrative staffs at CERN and at other CMS institutes for their contributions to the success of the CMS effort. In addition, we gratefully acknowledge the computing centers and personnel of the Worldwide LHC Computing Grid for delivering so effectively the computing infrastructure essential to our analyses. Finally, we acknowledge the enduring support for the construction and operation of the LHC and the CMS detector provided by the following funding agencies: BMWFW and FWF (Austria); FNRS and FWO (Belgium); CNPq, CAPES, FAPERJ, and FAPESP (Brazil); MES (Bulgaria); CERN; CAS, MoST, and NSFC (China); COLCIENCIAS (Colombia); MSES and CSF (Croatia); RPF (Cyprus); SENESCYT (Ecuador); MoER, ERC IUT, and ERDF (Estonia); Academy of Finland, MEC, and HIP (Finland); CEA and CNRS/IN2P3 (France); BMBF, DFG, and HGF (Germany); GSRT (Greece); OTKA and NIH (Hungary); DAE and DST (India); IPM (Iran); SFI (Ireland); INFN (Italy); MSIP and NRF (Republic of Korea); LAS (Lithuania); MOE and UM (Malaysia); BUAP, CINVESTAV, CONACYT, LNS, SEP, and UASLP-FAI (Mexico); MBIE (New Zealand); PAEC (Pakistan); MSHE and NSC (Poland); FCT (Portugal); JINR (Dubna); MON, RosAtom, RAS, and RFBR (Russia); MESTD (Serbia); SEIDI and CPAN (Spain); Swiss Funding Agencies (Switzerland); MST (Taipei); ThEPCenter, IPST, STAR, and NSTDA (Thailand); TUBITAK and TAEK (Turkey); NASU and SFFR (Ukraine); STFC (U.K.); DOE and NSF (U.S.A.).

Individuals have received support from the Marie-Curie program and the European Research Council and EPLANET (European Union); the Leventis Foundation; the A. P. Sloan Foundation; the Alexander von Humboldt Foundation; the Belgian Federal Science Policy Office; the Fonds pour la Formation à la Recherche dans l'Industrie et dans l'Agriculture (FRIA-Belgium); the Agentschap voor Innovatie door Wetenschap en Technologie (IWT-Belgium); the Ministry of Education, Youth and Sports (MEYS) of the Czech Republic; the Council of Science and Industrial Research, India; the HOMING PLUS program of the Foundation for Polish Science, cofinanced from European Union, Regional Development Fund, the Mobility Plus program of the Ministry of Science and Higher Education, the National Science Center (Poland), contracts Harmonia 2014/14/M/ST2/00428, Opus 2014/13/B/ST2/02543, 2014/15/B/ST2/03998, and 2015/19/B/ST2/02861, Sonata-bis 2012/07/E/ST2/01406; the Thalís and Aristeia programs cofinanced by EU-ESF and the Greek NSRF; the National Priorities Research Program by Qatar National Research Fund; the Programa Clarín-COFUND del Principado de Asturias; the Rachadapisek Sompot Fund for Postdoctoral Fellowship, Chulalongkorn University and the Chulalongkorn Academic into Its 2nd Century Project Advancement Project (Thailand); and the Welch Foundation, contract C-1845.

Open Access. This article is distributed under the terms of the Creative Commons Attribution License ([CC-BY 4.0](https://creativecommons.org/licenses/by/4.0/)), which permits any use, distribution and reproduction in any medium, provided the original author(s) and source are credited.

References

- [1] M. Lindner, T. Ohlsson and G. Seidl, *Seesaw mechanisms for Dirac and Majorana neutrino masses*, *Phys. Rev. D* **65** (2002) 053014 [[hep-ph/0109264](#)] [[INSPIRE](#)].
- [2] P. Minkowski, $\mu \rightarrow e\gamma$ at a rate of one out of 10^9 muon decays?, *Phys. Lett. B* **67** (1977) 421 [[INSPIRE](#)].
- [3] R.N. Mohapatra and G. Senjanović, *Neutrino mass and spontaneous parity violation*, *Phys. Rev. Lett.* **44** (1980) 912 [[INSPIRE](#)].
- [4] H. Georgi and S.L. Glashow, *Unity of All Elementary Particle Forces*, *Phys. Rev. Lett.* **32** (1974) 438 [[INSPIRE](#)].
- [5] J.C. Pati and A. Salam, *Lepton number as the fourth ‘color’*, *Phys. Rev. D* **10** (1974) 275 [[INSPIRE](#)].
- [6] J.C. Pati and A. Salam, *Erratum: Lepton number as the fourth ‘color’*, *Phys. Rev. D* **11** (1975) 703.
- [7] B. Gripaios, *Composite leptoquarks at the LHC*, *JHEP* **02** (2010) 045 [[arXiv:0910.1789](#)] [[INSPIRE](#)].
- [8] W. Buchmüller, R. Rückl and D. Wyler, *Leptoquarks in lepton-quark collisions*, *Phys. Lett. B* **191** (1987) 442 [*Erratum ibid.* **B 448** (1999) 320] [[INSPIRE](#)].
- [9] DELPHI collaboration, P. Abreu et al., *Search for neutral heavy leptons produced in Z decays*, *Z. Phys. C* **74** (1997) 57 [*Erratum ibid.* **C 75** (1997) 580] [[INSPIRE](#)].
- [10] L3 collaboration, O. Adriani et al., *Search for isosinglet neutral heavy leptons in Z^0 decays*, *Phys. Lett. B* **295** (1992) 371 [[INSPIRE](#)].
- [11] ATLAS collaboration, *Search for heavy neutrinos and right-handed W bosons in events with two leptons and jets in pp collisions at $\sqrt{s} = 7$ TeV with the ATLAS detector*, *Eur. Phys. J. C* **72** (2012) 2056 [[arXiv:1203.5420](#)] [[INSPIRE](#)].
- [12] CMS collaboration, *Search for heavy neutrinos and W bosons with right-handed couplings in proton-proton collisions at $\sqrt{s} = 8$ TeV*, *Eur. Phys. J. C* **74** (2014) 3149 [[arXiv:1407.3683](#)] [[INSPIRE](#)].
- [13] ATLAS collaboration, *Search for third generation scalar leptoquarks in pp collisions at $\sqrt{s} = 7$ TeV with the ATLAS detector*, *JHEP* **06** (2013) 033 [[arXiv:1303.0526](#)] [[INSPIRE](#)].
- [14] CMS collaboration, *Search for pair production of third-generation scalar leptoquarks and top squarks in proton-proton collisions at $\sqrt{s} = 8$ TeV*, *Phys. Lett. B* **739** (2014) 229 [[arXiv:1408.0806](#)] [[INSPIRE](#)].
- [15] CMS collaboration, *The CMS experiment at the CERN LHC*, *2008 JINST* **3** S08004 [[INSPIRE](#)].
- [16] CMS collaboration, *Commissioning of the Particle-flow Event Reconstruction with the first LHC collisions recorded in the CMS detector*, *CMS-PAS-PFT-10-001* (2010).
- [17] M. Cacciari, G.P. Salam and G. Soyez, *The Anti- k_t jet clustering algorithm*, *JHEP* **04** (2008) 063 [[arXiv:0802.1189](#)] [[INSPIRE](#)].
- [18] CMS collaboration, *Pileup jet identification*, *CMS-PAS-JME-13-005* (2013).

- [19] CMS collaboration, *Determination of Jet Energy Calibration and Transverse Momentum Resolution in CMS*, **2011 JINST** **6** P11002 [[arXiv:1107.4277](#)] [[INSPIRE](#)].
- [20] CMS collaboration, *Identification of b -quark jets with the CMS experiment*, **2013 JINST** **8** P04013 [[arXiv:1211.4462](#)] [[INSPIRE](#)].
- [21] CMS collaboration, *Identification of b quark jets at the CMS Experiment in the LHC Run 2 startup*, **CMS-PAS-BTV-15-001** (2015).
- [22] CMS collaboration, *Performance of CMS muon reconstruction in pp collision events at $\sqrt{s} = 7$ TeV*, **2012 JINST** **7** P10002 [[arXiv:1206.4071](#)] [[INSPIRE](#)].
- [23] CMS collaboration, *Muon Reconstruction and Identification Improvements for Run-2 and First Results with 2015 Run Data*, **CMS-DP-15-015** (2015).
- [24] CMS collaboration, *Performance of τ -lepton reconstruction and identification in CMS*, **2012 JINST** **7** P01001.
- [25] J. Alwall, M. Herquet, F. Maltoni, O. Mattelaer and T. Stelzer, *MadGraph 5: going beyond*, **JHEP** **06** (2011) 128 [[arXiv:1106.0522](#)] [[INSPIRE](#)].
- [26] T. Sjöstrand et al., *An introduction to PYTHIA 8.2*, **Comput. Phys. Commun.** **191** (2015) 159 [[arXiv:1410.3012](#)] [[INSPIRE](#)].
- [27] GEANT4 collaboration, S. Agostinelli et al., *GEANT4: a simulation toolkit*, **Nucl. Instrum. Meth. A** **506** (2003) 250 [[INSPIRE](#)].
- [28] M. Krämer, T. Plehn, M. Spira and P.M. Zerwas, *Pair production of scalar leptoquarks at the CERN LHC*, **Phys. Rev. D** **71** (2005) 057503 [[hep-ph/0411038](#)] [[INSPIRE](#)].
- [29] S. Höche, Y. Li and S. Prestel, *Drell-Yan lepton pair production at NNLO QCD with parton showers*, **Phys. Rev. D** **91** (2015) 074015 [[arXiv:1405.3607](#)] [[INSPIRE](#)].
- [30] R. Boughezal, C. Focke, X. Liu and F. Petriello, *W -boson production in association with a jet at next-to-next-to-leading order in perturbative QCD*, **Phys. Rev. Lett.** **115** (2015) 062002 [[arXiv:1504.02131](#)] [[INSPIRE](#)].
- [31] M. Czakon and A. Mitov, *NNLO corrections to top-pair production at hadron colliders: the all-fermionic scattering channels*, **JHEP** **12** (2012) 054 [[arXiv:1207.0236](#)] [[INSPIRE](#)].
- [32] CMS collaboration, *Measurement of the inclusive Z cross section via decays to tau pairs in pp collisions at $\sqrt{s} = 7$ TeV*, **JHEP** **08** (2011) 117 [[arXiv:1104.1617](#)] [[INSPIRE](#)].
- [33] CMS collaboration, *CMS luminosity measurement for the 2015 data-taking period*, **CMS-PAS-LUM-15-001** (2015).
- [34] J. Butterworth et al., *PDF4LHC recommendations for LHC Run II*, **J. Phys. G** **43** (2016) 023001 [[arXiv:1510.03865](#)] [[INSPIRE](#)].
- [35] G. Nanava and Z. Was, *How to use SANC to improve the PHOTOS Monte Carlo simulation of bremsstrahlung in leptonic W boson decays*, **Acta Phys. Polon.** **B 34** (2003) 4561 [[hep-ph/0303260](#)] [[INSPIRE](#)].
- [36] G. Miu and T. Sjöstrand, *W production in an improved parton shower approach*, **Phys. Lett. B** **449** (1999) 313 [[hep-ph/9812455](#)] [[INSPIRE](#)].
- [37] T. Junk, *Confidence level computation for combining searches with small statistics*, **Nucl. Instrum. Meth. A** **434** (1999) 435 [[hep-ex/9902006](#)] [[INSPIRE](#)].
- [38] A.L. Read, *Presentation of search results: The CL_s technique*, **J. Phys. G** **28** (2002) 2693 [[INSPIRE](#)].
- [39] E. Akhmedov, A. Kartavtsev, M. Lindner, L. Michaels and J. Smirnov, *Improving electro-weak fits with TeV-scale sterile neutrinos*, **JHEP** **05** (2013) 081 [[arXiv:1302.1872](#)] [[INSPIRE](#)].

The CMS collaboration

Yerevan Physics Institute, Yerevan, Armenia

V. Khachatryan, A.M. Sirunyan, A. Tumasyan

Institut für Hochenergiephysik, Wien, Austria

W. Adam, E. Asilar, T. Bergauer, J. Brandstetter, E. Brondolin, M. Dragicevic, J. Erö, M. Flechl, M. Friedl, R. Frühwirth¹, V.M. Ghete, C. Hartl, N. Hörmann, J. Hrubec, M. Jeitler¹, A. König, I. Krätschmer, D. Liko, T. Matsushita, I. Mikulec, D. Rabady, N. Rad, B. Rahbaran, H. Rohringer, J. Schieck¹, J. Strauss, W. Waltenberger, C.-E. Wulz¹

Institute for Nuclear Problems, Minsk, Belarus

O. Dvornikov, V. Makarenko, V. Zykunov

National Centre for Particle and High Energy Physics, Minsk, Belarus

V. Mossolov, N. Shumeiko, J. Suarez Gonzalez

Universiteit Antwerpen, Antwerpen, Belgium

S. Alderweireldt, E.A. De Wolf, X. Janssen, J. Lauwers, M. Van De Klundert, H. Van Haevermaet, P. Van Mechelen, N. Van Remortel, A. Van Spilbeeck

Vrije Universiteit Brussel, Brussel, Belgium

S. Abu Zeid, F. Blekman, J. D'Hondt, N. Daci, I. De Bruyn, K. Deroover, S. Lowette, S. Moortgat, L. Moreels, A. Olbrechts, Q. Python, S. Tavernier, W. Van Doninck, P. Van Mulders, I. Van Parijs

Université Libre de Bruxelles, Bruxelles, Belgium

H. Brun, B. Clerbaux, G. De Lentdecker, H. Delannoy, G. Fasanella, L. Favart, R. Goldouzian, A. Grebenyuk, G. Karapostoli, T. Lenzi, A. Léonard, J. Luetic, T. Maerschalk, A. Marinov, A. Randle-conde, T. Seva, C. Vander Velde, P. Vanlaer, D. Vannerom, R. Yonamine, F. Zenoni, F. Zhang²

Ghent University, Ghent, Belgium

A. Cimmino, T. Cornelis, D. Dobur, A. Fagot, G. Garcia, M. Gul, I. Khvastunov, D. Poyraz, S. Salva, R. Schöffbeck, A. Sharma, M. Tytgat, W. Van Driessche, E. Yazgan, N. Zaganidis

Université Catholique de Louvain, Louvain-la-Neuve, Belgium

H. Bakhshiansohi, C. Beluffi³, O. Bondu, S. Brochet, G. Bruno, A. Caudron, S. De Visscher, C. Delaere, M. Delcourt, B. Francois, A. Giammanco, A. Jafari, P. Jez, M. Komm, G. Krin-tiras, V. Lemaitre, A. Magitteri, A. Mertens, M. Musich, C. Nuttens, K. Piotrkowski, L. Quertenmont, M. Selvaggi, M. Vidal Marono, S. Wertz

Université de Mons, Mons, Belgium

N. Bely

Centro Brasileiro de Pesquisas Fisicas, Rio de Janeiro, Brazil

W.L. Aldá Júnior, F.L. Alves, G.A. Alves, L. Brito, C. Hensel, A. Moraes, M.E. Pol, P. Rebello Teles

Universidade do Estado do Rio de Janeiro, Rio de Janeiro, Brazil

E. Belchior Batista Das Chagas, W. Carvalho, J. Chinellato⁴, A. Custódio, E.M. Da Costa, G.G. Da Silveira⁵, D. De Jesus Damiao, C. De Oliveira Martins, S. Fonseca De Souza, L.M. Huertas Guativa, H. Malbouisson, D. Matos Figueiredo, C. Mora Herrera, L. Mundim, H. Nogima, W.L. Prado Da Silva, A. Santoro, A. Sznajder, E.J. Tonelli Manganote⁴, A. Vilela Pereira

Universidade Estadual Paulista ^a, Universidade Federal do ABC ^b, São Paulo, Brazil

S. Ahuja^a, C.A. Bernardes^b, S. Dogra^a, T.R. Fernandez Perez Tomei^a, E.M. Gregores^b, P.G. Mercadante^b, C.S. Moon^a, S.F. Novaes^a, Sandra S. Padula^a, D. Romero Abad^b, J.C. Ruiz Vargas

Institute for Nuclear Research and Nuclear Energy, Sofia, Bulgaria

A. Aleksandrov, R. Hadjiiska, P. Iaydjiev, M. Rodozov, S. Stoykova, G. Sultanov, M. Vutova

University of Sofia, Sofia, Bulgaria

A. Dimitrov, I. Glushkov, L. Litov, B. Pavlov, P. Petkov

Beihang University, Beijing, China

W. Fang⁶

Institute of High Energy Physics, Beijing, China

M. Ahmad, J.G. Bian, G.M. Chen, H.S. Chen, M. Chen, Y. Chen⁷, T. Cheng, C.H. Jiang, D. Leggat, Z. Liu, F. Romeo, S.M. Shaheen, A. Spiezia, J. Tao, C. Wang, Z. Wang, H. Zhang, J. Zhao

State Key Laboratory of Nuclear Physics and Technology, Peking University, Beijing, China

Y. Ban, G. Chen, Q. Li, S. Liu, Y. Mao, S.J. Qian, D. Wang, Z. Xu

Universidad de Los Andes, Bogota, Colombia

C. Avila, A. Cabrera, L.F. Chaparro Sierra, C. Florez, J.P. Gomez, C.F. González Hernández, J.D. Ruiz Alvarez, J.C. Sanabria

University of Split, Faculty of Electrical Engineering, Mechanical Engineering and Naval Architecture, Split, Croatia

N. Godinovic, D. Lelas, I. Puljak, P.M. Ribeiro Cipriano, T. Sculac

University of Split, Faculty of Science, Split, Croatia

Z. Antunovic, M. Kovac

Institute Rudjer Boskovic, Zagreb, Croatia

V. Brigljevic, D. Ferencek, K. Kadija, S. Micanovic, L. Sudic, T. Susa

University of Cyprus, Nicosia, Cyprus

A. Attikis, G. Mavromanolakis, J. Mousa, C. Nicolaou, F. Ptochos, P.A. Razis, H. Rykaczewski, D. Tsiakkouri

Charles University, Prague, Czech Republic

M. Finger⁸, M. Finger Jr.⁸

Universidad San Francisco de Quito, Quito, Ecuador

E. Carrera Jarrin

**Academy of Scientific Research and Technology of the Arab Republic of Egypt,
Egyptian Network of High Energy Physics, Cairo, Egypt**

Y. Assran^{9,10}, T. Elkafrawy¹¹, A. Mahrous¹²

National Institute of Chemical Physics and Biophysics, Tallinn, Estonia

M. Kadastik, L. Perrini, M. Raidal, A. Tiko, C. Veelken

Department of Physics, University of Helsinki, Helsinki, Finland

P. Eerola, J. Pekkanen, M. Voutilainen

Helsinki Institute of Physics, Helsinki, Finland

J. Härkönen, T. Järvinen, V. Karimäki, R. Kinnunen, T. Lampén, K. Lassila-Perini,
S. Lehti, T. Lindén, P. Luukka, J. Tuominiemi, E. Tuovinen, L. Wendland

Lappeenranta University of Technology, Lappeenranta, Finland

J. Talvitie, T. Tuuva

IRFU, CEA, Université Paris-Saclay, Gif-sur-Yvette, France

M. Besancon, F. Couderc, M. Dejardin, D. Denegri, B. Fabbro, J.L. Faure, C. Favaro,
F. Ferri, S. Ganjour, S. Ghosh, A. Givernaud, P. Gras, G. Hamel de Monchenault, P. Jarry,
I. Kucher, E. Locci, M. Machet, J. Malcles, J. Rander, A. Rosowsky, M. Titov, A. Zghiche

**Laboratoire Leprince-Ringuet, Ecole Polytechnique, IN2P3-CNRS, Palaiseau,
France**

A. Abdulsalam, I. Antropov, S. Baffioni, F. Beaudette, P. Busson, L. Cadamuro,
E. Chapon, C. Charlot, O. Davignon, R. Granier de Cassagnac, M. Jo, S. Lisniak, P. Miné,
M. Nguyen, C. Ochando, G. Ortona, P. Paganini, P. Pigard, S. Regnard, R. Salerno,
Y. Sirois, T. Strebler, Y. Yilmaz, A. Zabi

**Institut Pluridisciplinaire Hubert Curien (IPHC), Université de Strasbourg,
CNRS-IN2P3**

J.-L. Agram¹³, J. Andrea, A. Aubin, D. Bloch, J.-M. Brom, M. Buttignol, E.C. Chabert,
N. Chanon, C. Collard, E. Conte¹³, X. Coubez, J.-C. Fontaine¹³, D. Gelé, U. Goerlach,
A.-C. Le Bihan, K. Skovpen, P. Van Hove

**Centre de Calcul de l'Institut National de Physique Nucleaire et de Physique
des Particules, CNRS/IN2P3, Villeurbanne, France**

S. Gadrat

**Université de Lyon, Université Claude Bernard Lyon 1, CNRS-IN2P3, Institut
de Physique Nucléaire de Lyon, Villeurbanne, France**

S. Beauceron, C. Bernet, G. Boudoul, E. Bouvier, C.A. Carrillo Montoya, R. Chierici,
D. Contardo, B. Courbon, P. Depasse, H. El Mamouni, J. Fan, J. Fay, S. Gascon,

M. Gouzevitch, G. Grenier, B. Ille, F. Lagarde, I.B. Laktineh, M. Lethuillier, L. Mirabito, A.L. Pequegnot, S. Perries, A. Popov¹⁴, D. Sabes, V. Sordini, M. Vander Donckt, P. Verdier, S. Viret

Georgian Technical University, Tbilisi, Georgia

T. Toriashvili¹⁵

Tbilisi State University, Tbilisi, Georgia

I. Bagaturia¹⁶

RWTH Aachen University, I. Physikalisches Institut, Aachen, Germany

C. Autermann, S. Beranek, L. Feld, A. Heister, M.K. Kiesel, K. Klein, M. Lipinski, A. Ostapchuk, M. Preuten, F. Raupach, S. Schael, C. Schomakers, J. Schulz, T. Verlage, H. Weber, V. Zhukov¹⁴

RWTH Aachen University, III. Physikalisches Institut A, Aachen, Germany

A. Albert, M. Brodski, E. Dietz-Laursonn, D. Duchardt, M. Endres, M. Erdmann, S. Erdweg, T. Esch, R. Fischer, A. Güth, M. Hamer, T. Hebbeker, C. Heidemann, K. Hoepfner, S. Knutzen, M. Merschmeyer, A. Meyer, P. Millet, S. Mukherjee, M. Olschewski, K. Padeken, T. Pook, M. Radziej, H. Reithler, M. Rieger, F. Scheuch, L. Sonnenschein, D. Teyssier, S. Thüer

RWTH Aachen University, III. Physikalisches Institut B, Aachen, Germany

V. Cherepanov, G. Flügge, F. Hoehle, B. Kargoll, T. Kress, A. Künsken, J. Lingemann, T. Müller, A. Nehr Korn, A. Nowack, I.M. Nugent, C. Pistone, O. Pooth, A. Stahl¹⁷

Deutsches Elektronen-Synchrotron, Hamburg, Germany

M. Aldaya Martin, T. Arndt, C. Asawatangtrakuldee, K. Beernaert, O. Behnke, U. Behrens, A.A. Bin Anuar, K. Borras¹⁸, A. Campbell, P. Connor, C. Contreras-Campana, F. Costanza, C. Diez Pardos, G. Dolinska, G. Eckerlin, D. Eckstein, T. Eichhorn, E. Eren, E. Gallo¹⁹, J. Garay Garcia, A. Geiser, A. Gizhko, J.M. Grados Luyando, P. Gunnellini, A. Harb, J. Hauk, M. Hempel²⁰, H. Jung, A. Kalogeropoulos, O. Karacheban²⁰, M. Kassemann, J. Keaveney, C. Kleinwort, I. Korol, D. Krücker, W. Lange, A. Lelek, J. Leonard, K. Lipka, A. Lobanov, W. Lohmann²⁰, R. Mankel, I.-A. Melzer-Pellmann, A.B. Meyer, G. Mittag, J. Mnich, A. Mussgiller, E. Ntomari, D. Pitzl, R. Placakyte, A. Raspereza, B. Roland, M.Ö. Sahin, P. Saxena, T. Schoerner-Sadenius, C. Seitz, S. Spannagel, N. Stefaniuk, G.P. Van Onsem, R. Walsh, C. Wissing

University of Hamburg, Hamburg, Germany

V. Blobel, M. Centis Vignali, A.R. Draeger, T. Dreyer, E. Garutti, D. Gonzalez, J. Haller, M. Hoffmann, A. Junkes, R. Klanner, R. Kogler, N. Kovalchuk, T. Lapsien, T. Lenz, I. Marchesini, D. Marconi, M. Meyer, M. Niedziela, D. Nowatschin, F. Pantaleo¹⁷, T. Peiffer, A. Perieanu, J. Poehlsen, C. Sander, C. Scharf, P. Schleper, A. Schmidt, S. Schumann, J. Schwandt, H. Stadie, G. Steinbrück, F.M. Stober, M. Stöver, H. Tholen, D. Troendle, E. Usai, L. Vanelderen, A. Vanhoefer, B. Vormwald

Institut für Experimentelle Kernphysik, Karlsruhe, Germany

M. Akbiyik, C. Barth, S. Baur, C. Baus, J. Berger, E. Butz, R. Caspart, T. Chwalek, F. Colombo, W. De Boer, A. Dierlamm, S. Fink, B. Freund, R. Friese, M. Giffels, A. Gilbert, P. Goldenzweig, D. Haitz, F. Hartmann¹⁷, S.M. Heindl, U. Husemann, I. Katkov¹⁴, S. Kudella, P. Lobelle Pardo, H. Mildner, M.U. Mozer, Th. Müller, M. Plagge, G. Quast, K. Rabbertz, S. Röcker, F. Roscher, M. Schröder, I. Shvetsov, G. Sieber, H.J. Simonis, R. Ulrich, J. Wagner-Kuhr, S. Wayand, M. Weber, T. Weiler, S. Williamson, C. Wöhrmann, R. Wolf

Institute of Nuclear and Particle Physics (INPP), NCSR Demokritos, Aghia Paraskevi, Greece

G. Anagnostou, G. Daskalakis, T. Gerasis, V.A. Giakoumopoulou, A. Kyriakis, D. Loukas, I. Topsis-Giotis

National and Kapodistrian University of Athens, Athens, Greece

S. Kesisoglou, A. Panagiotou, N. Saoulidou, E. Tziaferi

University of Ioánnina, Ioánnina, Greece

I. Evangelou, G. Flouris, C. Foudas, P. Kokkas, N. Loukas, N. Manthos, I. Papadopoulos, E. Paradas

MTA-ELTE Lendület CMS Particle and Nuclear Physics Group, Eötvös Loránd University, Budapest, Hungary

N. Filipovic

Wigner Research Centre for Physics, Budapest, Hungary

G. Bencze, C. Hajdu, D. Horvath²¹, F. Sikler, V. Veszpremi, G. Vesztergombi²², A.J. Zsigmond

Institute of Nuclear Research ATOMKI, Debrecen, Hungary

N. Beni, S. Czellar, J. Karancki²³, A. Makovec, J. Molnar, Z. Szillasi

Institute of Physics, University of Debrecen

M. Bartók²², P. Raics, Z.L. Trocsanyi, B. Ujvari

National Institute of Science Education and Research, Bhubaneswar, India

S. Bahinipati, S. Choudhury²⁴, P. Mal, K. Mandal, A. Nayak²⁵, D.K. Sahoo, N. Sahoo, S.K. Swain

Panjab University, Chandigarh, India

S. Bansal, S.B. Beri, V. Bhatnagar, R. Chawla, U.Bhawandeep, A.K. Kalsi, A. Kaur, M. Kaur, R. Kumar, P. Kumari, A. Mehta, M. Mittal, J.B. Singh, G. Walia

University of Delhi, Delhi, India

Ashok Kumar, A. Bhardwaj, B.C. Choudhary, R.B. Garg, S. Keshri, S. Malhotra, M. Naimuddin, N. Nishu, K. Ranjan, R. Sharma, V. Sharma

Saha Institute of Nuclear Physics, Kolkata, India

R. Bhattacharya, S. Bhattacharya, K. Chatterjee, S. Dey, S. Dutt, S. Dutta, S. Ghosh, N. Majumdar, A. Modak, K. Mondal, S. Mukhopadhyay, S. Nandan, A. Purohit, A. Roy, D. Roy, S. Roy Chowdhury, S. Sarkar, M. Sharan, S. Thakur

Indian Institute of Technology Madras, Madras, India

P.K. Behera

Bhabha Atomic Research Centre, Mumbai, India

R. Chudasama, D. Dutta, V. Jha, V. Kumar, A.K. Mohanty¹⁷, P.K. Netrakanti, L.M. Pant, P. Shukla, A. Topkar

Tata Institute of Fundamental Research-A, Mumbai, India

T. Aziz, S. Dugad, G. Kole, B. Mahakud, S. Mitra, G.B. Mohanty, B. Parida, N. Sur, B. Sutar

Tata Institute of Fundamental Research-B, Mumbai, India

S. Banerjee, S. Bhowmik²⁶, R.K. Dewanjee, S. Ganguly, M. Guchait, Sa. Jain, S. Kumar, M. Maity²⁶, G. Majumder, K. Mazumdar, T. Sarkar²⁶, N. Wickramage²⁷

Indian Institute of Science Education and Research (IISER), Pune, India

S. Chauhan, S. Dube, V. Hegde, A. Kapoor, K. Kothekar, S. Pandey, A. Rane, S. Sharma

Institute for Research in Fundamental Sciences (IPM), Tehran, Iran

H. Behnamian, S. Chenarani²⁸, E. Eskandari Tadavani, S.M. Etesami²⁸, A. Fahim²⁹, M. Khakzad, M. Mohammadi Najafabadi, M. Naseri, S. Paktinat Mehdiabadi³⁰, F. Rezaei Hosseinabadi, B. Safarzadeh³¹, M. Zeinali

University College Dublin, Dublin, Ireland

M. Felcini, M. Grunewald

INFN Sezione di Bari ^a, Università di Bari ^b, Politecnico di Bari ^c, Bari, Italy

M. Abbrescia^{a,b}, C. Calabria^{a,b}, C. Caputo^{a,b}, A. Colaleo^a, D. Creanza^{a,c}, L. Cristella^{a,b}, N. De Filippis^{a,c}, M. De Palma^{a,b}, L. Fiore^a, G. Iaselli^{a,c}, G. Maggi^{a,c}, M. Maggi^a, G. Miniello^{a,b}, S. My^{a,b}, S. Nuzzo^{a,b}, A. Pompili^{a,b}, G. Pugliese^{a,c}, R. Radogna^{a,b}, A. Ranieri^a, G. Selvaggi^{a,b}, L. Silvestris^{a,17}, R. Venditti^{a,b}, P. Verwilligen^a

INFN Sezione di Bologna ^a, Università di Bologna ^b, Bologna, Italy

G. Abbiendi^a, C. Battilana, D. Bonacorsi^{a,b}, S. Braibant-Giacomelli^{a,b}, L. Brigliadori^{a,b}, R. Campanini^{a,b}, P. Capiluppi^{a,b}, A. Castro^{a,b}, F.R. Cavallo^a, S.S. Chhibra^{a,b}, G. Codispoti^{a,b}, M. Cuffiani^{a,b}, G.M. Dallavalle^a, F. Fabbri^a, A. Fanfani^{a,b}, D. Fasanella^{a,b}, P. Giacomelli^a, C. Grandi^a, L. Guiducci^{a,b}, S. Marcellini^a, G. Masetti^a, A. Montanari^a, F.L. Navarria^{a,b}, A. Perrotta^a, A.M. Rossi^{a,b}, T. Rovelli^{a,b}, G.P. Siroli^{a,b}, N. Tosi^{a,b,17}

INFN Sezione di Catania ^a, Università di Catania ^b, Catania, Italy

S. Albergo^{a,b}, S. Costa^{a,b}, A. Di Mattia^a, F. Giordano^{a,b}, R. Potenza^{a,b}, A. Tricomi^{a,b}, C. Tuve^{a,b}

INFN Sezione di Firenze ^a, Università di Firenze ^b, Firenze, Italy

G. Barbagli^a, V. Ciulli^{a,b}, C. Civinini^a, R. D'Alessandro^{a,b}, E. Focardi^{a,b}, P. Lenzi^{a,b},
M. Meschini^a, S. Paoletti^a, G. Sguazzoni^a, L. Viliani^{a,b,17}

INFN Laboratori Nazionali di Frascati, Frascati, Italy

L. Benussi, S. Bianco, F. Fabbri, D. Piccolo, F. Primavera¹⁷

INFN Sezione di Genova ^a, Università di Genova ^b, Genova, Italy

V. Calvelli^{a,b}, F. Ferro^a, M. Lo Vetere^{a,b}, M.R. Monge^{a,b}, E. Robutti^a, S. Tosi^{a,b}

INFN Sezione di Milano-Bicocca ^a, Università di Milano-Bicocca ^b, Milano, Italy

L. Brianza¹⁷, M.E. Dinardo^{a,b}, S. Fiorendi^{a,b,17}, S. Gennai^a, A. Ghezzi^{a,b}, P. Govoni^{a,b},
M. Malberti, S. Malvezzi^a, R.A. Manzoni^{a,b}, D. Menasce^a, L. Moroni^a, M. Paganoni^{a,b},
D. Pedrini^a, S. Pigazzini, S. Ragazzi^{a,b}, T. Tabarelli de Fatis^{a,b}

INFN Sezione di Napoli ^a, Università di Napoli 'Federico II' ^b, Napoli, Italy, Università della Basilicata ^c, Potenza, Italy, Università G. Marconi ^d, Roma, Italy

S. Buontempo^a, N. Cavallo^{a,c}, G. De Nardo, S. Di Guida^{a,d,17}, M. Esposito^{a,b},
F. Fabozzi^{a,c}, F. Fienga^{a,b}, A.O.M. Iorio^{a,b}, G. Lanza^a, L. Lista^a, S. Meola^{a,d,17},
P. Paolucci^{a,17}, C. Sciacca^{a,b}, F. Thyssen

INFN Sezione di Padova ^a, Università di Padova ^b, Padova, Italy, Università di Trento ^c, Trento, Italy

P. Azzi^{a,17}, N. Bacchetta^a, L. Benato^{a,b}, D. Bisello^{a,b}, A. Boletti^{a,b}, R. Carlin^{a,b}, A. Carvalho Antunes De Oliveira^{a,b},
P. Checchia^a, M. Dall'Osso^{a,b}, P. De Castro Manzano^a, T. Dorigo^a, U. Dosselli^a, F. Gasparini^{a,b}, U. Gasparini^{a,b}, A. Gozzelino^a, S. Lacaprara^a,
M. Margoni^{a,b}, A.T. Meneguzzo^{a,b}, J. Pazzini^{a,b}, N. Pozzobon^{a,b}, P. Ronchese^{a,b},
F. Simonetto^{a,b}, E. Torassa^a, M. Zanetti, P. Zotto^{a,b}, G. Zumerle^{a,b}

INFN Sezione di Pavia ^a, Università di Pavia ^b, Pavia, Italy

A. Braghieri^a, A. Magnani^{a,b}, P. Montagna^{a,b}, S.P. Ratti^{a,b}, V. Re^a, C. Riccardi^{a,b},
P. Salvini^a, I. Vai^{a,b}, P. Vitulo^{a,b}

INFN Sezione di Perugia ^a, Università di Perugia ^b, Perugia, Italy

L. Alunni Solestizi^{a,b}, G.M. Bilei^a, D. Ciangottini^{a,b}, L. Fanò^{a,b}, P. Lariccia^{a,b},
R. Leonardi^{a,b}, G. Mantovani^{a,b}, M. Menichelli^a, A. Saha^a, A. Santocchia^{a,b}

INFN Sezione di Pisa ^a, Università di Pisa ^b, Scuola Normale Superiore di Pisa ^c, Pisa, Italy

K. Androsov^{a,32}, P. Azzurri^{a,17}, G. Bagliesi^a, J. Bernardini^a, T. Boccali^a, R. Castaldi^a,
M.A. Ciocci^{a,32}, R. Dell'Orso^a, S. Donato^{a,c}, G. Fedi, A. Giassi^a, M.T. Grippo^{a,32},
F. Ligabue^{a,c}, T. Lomtadze^a, L. Martini^{a,b}, A. Messineo^{a,b}, F. Palla^a, A. Rizzi^{a,b}, A. Savoy-Navarro^{a,33},
P. Spagnolo^a, R. Tenchini^a, G. Tonelli^{a,b}, A. Venturi^a, P.G. Verdini^a

INFN Sezione di Roma ^a, Università di Roma ^b, Roma, Italy

L. Barone^{a,b}, F. Cavallari^a, M. Cipriani^{a,b}, D. Del Re^{a,b,17}, M. Diemoz^a, S. Gelli^{a,b},
 E. Longo^{a,b}, F. Margaroli^{a,b}, B. Marzocchi^{a,b}, P. Meridiani^a, G. Organtini^{a,b},
 R. Paramatti^a, F. Preiato^{a,b}, S. Rahatlou^{a,b}, C. Rovelli^a, F. Santanastasio^{a,b}

INFN Sezione di Torino ^a, Università di Torino ^b, Torino, Italy, Università del Piemonte Orientale ^c, Novara, Italy

N. Amapane^{a,b}, R. Arcidiacono^{a,c,17}, S. Argiro^{a,b}, M. Arneodo^{a,c}, N. Bartosik^a,
 R. Bellan^{a,b}, C. Biino^a, N. Cartiglia^a, F. Cenna^{a,b}, M. Costa^{a,b}, R. Covarelli^{a,b},
 A. Degano^{a,b}, N. Demaria^a, L. Finco^{a,b}, B. Kiani^{a,b}, C. Mariotti^a, S. Maselli^a,
 E. Migliore^{a,b}, V. Monaco^{a,b}, E. Monteil^{a,b}, M. Monteno^a, M.M. Obertino^{a,b}, L. Pacher^{a,b},
 N. Pastrone^a, M. Pelliccioni^a, G.L. Pinna Angioni^{a,b}, F. Ravera^{a,b}, A. Romero^{a,b},
 M. Ruspa^{a,c}, R. Sacchi^{a,b}, K. Shchelina^{a,b}, V. Sola^a, A. Solano^{a,b}, A. Staiano^a,
 P. Traczyk^{a,b}

INFN Sezione di Trieste ^a, Università di Trieste ^b, Trieste, Italy

S. Belforte^a, M. Casarsa^a, F. Cossutti^a, G. Della Ricca^{a,b}, A. Zanetti^a

Kyungpook National University, Daegu, Korea

D.H. Kim, G.N. Kim, M.S. Kim, S. Lee, S.W. Lee, Y.D. Oh, S. Sekmen, D.C. Son,
 Y.C. Yang

Chonbuk National University, Jeonju, Korea

A. Lee

Chonnam National University, Institute for Universe and Elementary Particles, Kwangju, Korea

H. Kim

Hanyang University, Seoul, Korea

J.A. Brochero Cifuentes, T.J. Kim

Korea University, Seoul, Korea

S. Cho, S. Choi, Y. Go, D. Gyun, S. Ha, B. Hong, Y. Jo, Y. Kim, B. Lee, K. Lee, K.S. Lee,
 S. Lee, J. Lim, S.K. Park, Y. Roh

Seoul National University, Seoul, Korea

J. Almond, J. Kim, H. Lee, S.B. Oh, B.C. Radburn-Smith, S.h. Seo, U.K. Yang, H.D. Yoo,
 G.B. Yu

University of Seoul, Seoul, Korea

M. Choi, H. Kim, J.H. Kim, J.S.H. Lee, I.C. Park, G. Ryu, M.S. Ryu

Sungkyunkwan University, Suwon, Korea

Y. Choi, J. Goh, C. Hwang, J. Lee, I. Yu

Vilnius University, Vilnius, Lithuania

V. Dudenas, A. Juodagalvis, J. Vaitkus

National Centre for Particle Physics, Universiti Malaya, Kuala Lumpur, Malaysia

I. Ahmed, Z.A. Ibrahim, J.R. Komaragiri, M.A.B. Md Ali³⁴, F. Mohamad Idris³⁵, W.A.T. Wan Abdullah, M.N. Yusli, Z. Zolkapli

Centro de Investigacion y de Estudios Avanzados del IPN, Mexico City, Mexico

H. Castilla-Valdez, E. De La Cruz-Burelo, I. Heredia-De La Cruz³⁶, A. Hernandez-Almada, R. Lopez-Fernandez, R. Magaña Villalba, J. Mejia Guisao, A. Sanchez-Hernandez

Universidad Iberoamericana, Mexico City, Mexico

S. Carrillo Moreno, C. Oropeza Barrera, F. Vazquez Valencia

Benemerita Universidad Autonoma de Puebla, Puebla, Mexico

S. Carpinteyro, I. Pedraza, H.A. Salazar Ibarguen, C. Uribe Estrada

Universidad Autónoma de San Luis Potosí, San Luis Potosí, Mexico

A. Morelos Pineda

University of Auckland, Auckland, New Zealand

D. Krofcheck

University of Canterbury, Christchurch, New Zealand

P.H. Butler

National Centre for Physics, Quaid-I-Azam University, Islamabad, Pakistan

A. Ahmad, M. Ahmad, Q. Hassan, H.R. Hoorani, W.A. Khan, A. Saddique, M.A. Shah, M. Shoaib, M. Waqas

National Centre for Nuclear Research, Swierk, Poland

H. Bialkowska, M. Bluj, B. Boimska, T. Frueboes, M. Górski, M. Kazana, K. Nawrocki, K. Romanowska-Rybinska, M. Szleper, P. Zalewski

Institute of Experimental Physics, Faculty of Physics, University of Warsaw, Warsaw, Poland

K. Bunkowski, A. Byszuk³⁷, K. Doroba, A. Kalinowski, M. Konecki, J. Krolikowski, M. Misiura, M. Olszewski, M. Walczak

Laboratório de Instrumentação e Física Experimental de Partículas, Lisboa, Portugal

P. Bargassa, C. Beirão Da Cruz E Silva, B. Calpas, A. Di Francesco, P. Faccioli, P.G. Ferreira Parracho, M. Gallinaro, J. Hollar, N. Leonardo, L. Lloret Iglesias, M.V. Nemallapudi, J. Rodrigues Antunes, J. Seixas, O. Toldaiev, D. Vadrucio, J. Varela, P. Vischia

Joint Institute for Nuclear Research, Dubna, Russia

S. Afanasiev, V. Alexakhin, M. Gavrilenko, I. Golutvin, I. Gorbunov, A. Kamenev, V. Karjavin, A. Lanev, A. Malakhov, V. Matveev^{38,39}, V. Palichik, V. Perelygin, M. Savina, S. Shmatov, S. Shulha, N. Skatchkov, V. Smirnov, A. Zarubin

Petersburg Nuclear Physics Institute, Gatchina (St. Petersburg), Russia

L. Chtchipounov, V. Golovtsov, Y. Ivanov, V. Kim⁴⁰, E. Kuznetsova⁴¹, V. Murzin, V. Oreshkin, V. Sulimov, A. Vorobyev

Institute for Nuclear Research, Moscow, Russia

Yu. Andreev, A. Dermenev, S. Gninenko, N. Golubev, A. Karneyeu, M. Kirsanov, N. Krasnikov, A. Pashenkov, D. Tlisov, A. Toropin

Institute for Theoretical and Experimental Physics, Moscow, Russia

V. Epshteyn, V. Gavrilov, N. Lychkovskaya, V. Popov, I. Pozdnyakov, G. Safronov, A. Spiridonov, M. Toms, E. Vlasov, A. Zhokin

Moscow Institute of Physics and Technology, Moscow, Russia

A. Bylinkin³⁹

National Research Nuclear University 'Moscow Engineering Physics Institute' (MEPhI), Moscow, Russia

M. Chadeeva⁴², O. Markin, E. Tarkovskii

P.N. Lebedev Physical Institute, Moscow, Russia

V. Andreev, M. Azarkin³⁹, I. Dremin³⁹, M. Kirakosyan, A. Leonidov³⁹, A. Terkulov

Skobeltsyn Institute of Nuclear Physics, Lomonosov Moscow State University, Moscow, Russia

A. Baskakov, A. Belyaev, E. Boos, M. Dubinin⁴³, L. Dudko, A. Ershov, A. Gribushin, V. Klyukhin, O. Kodolova, I. Lokhtin, I. Miagkov, S. Obraztsov, M. Perfilov, S. Petrushanko, V. Savrin

Novosibirsk State University (NSU), Novosibirsk, Russia

V. Blinov⁴⁴, Y. Skovpen⁴⁴, D. Shtol⁴⁴

State Research Center of Russian Federation, Institute for High Energy Physics, Protvino, Russia

I. Azhgirey, I. Bayshev, S. Bitioukov, D. Elumakhov, V. Kachanov, A. Kalinin, D. Konstantinov, V. Krychkine, V. Petrov, R. Ryutin, A. Sobol, S. Troshin, N. Tyurin, A. Uzunian, A. Volkov

University of Belgrade, Faculty of Physics and Vinca Institute of Nuclear Sciences, Belgrade, Serbia

P. Adzic⁴⁵, P. Cirkovic, D. Devetak, M. Dordevic, J. Milosevic, V. Rekovic

Centro de Investigaciones Energéticas Medioambientales y Tecnológicas (CIEMAT), Madrid, Spain

J. Alcaraz Maestre, M. Barrio Luna, E. Calvo, M. Cerrada, M. Chamizo Llatas, N. Colino, B. De La Cruz, A. Delgado Peris, A. Escalante Del Valle, C. Fernandez Bedoya, J.P. Fernández Ramos, J. Flix, M.C. Fouz, P. Garcia-Abia, O. Gonzalez Lopez, S. Goy Lopez, J.M. Hernandez, M.I. Josa, E. Navarro De Martino, A. Pérez-Calero Yzquierdo, J. Puerta Pelayo, A. Quintario Olmeda, I. Redondo, L. Romero, M.S. Soares

Universidad Autónoma de Madrid, Madrid, Spain

J.F. de Trocóniz, M. Missiroli, D. Moran

Universidad de Oviedo, Oviedo, Spain

J. Cuevas, J. Fernandez Menendez, I. Gonzalez Caballero, J.R. González Fernández, E. Palencia Cortezon, S. Sanchez Cruz, I. Suárez Andrés, J.M. Vizán García

Instituto de Física de Cantabria (IFCA), CSIC-Universidad de Cantabria, Santander, Spain

I.J. Cabrillo, A. Calderon, J.R. Castiñeiras De Saa, E. Curras, M. Fernandez, J. Garcia-Ferrero, G. Gomez, A. Lopez Virto, J. Marco, C. Martinez Rivero, F. Matorras, J. Piedra Gomez, T. Rodrigo, A. Ruiz-Jimeno, L. Scodellaro, N. Trevisani, I. Vila, R. Vilar Cortabitarte

CERN, European Organization for Nuclear Research, Geneva, Switzerland

D. Abbaneo, E. Auffray, G. Auzinger, M. Bachtis, P. Baillon, A.H. Ball, D. Barney, P. Bloch, A. Bocci, A. Bonato, C. Botta, T. Camporesi, R. Castello, M. Cepeda, G. Cerminara, M. D'Alfonso, D. d'Enterria, A. Dabrowski, V. Daponte, A. David, M. De Gruttola, A. De Roeck, E. Di Marco⁴⁶, M. Dobson, B. Dorney, T. du Pree, D. Duggan, M. Dünser, N. Dupont, A. Elliott-Peisert, S. Fartoukh, G. Franzoni, J. Fulcher, W. Funk, D. Gigi, K. Gill, M. Girone, F. Glege, D. Gulhan, S. Gundacker, M. Guthoff, J. Hammer, P. Harris, J. Hegeman, V. Innocente, P. Janot, J. Kieseler, H. Kirschenmann, V. Knünz, A. Kornmayer¹⁷, M.J. Kortelainen, K. Kousouris, M. Krammer¹, C. Lange, P. Lecoq, C. Lourenço, M.T. Lucchini, L. Malgeri, M. Mannelli, A. Martelli, F. Meijers, J.A. Merlin, S. Mersi, E. Meschi, P. Milenovic⁴⁷, F. Moortgat, S. Morovic, M. Mulders, H. Neugebauer, S. Orfanelli, L. Orsini, L. Pape, E. Perez, M. Peruzzi, A. Petrilli, G. Petrucciani, A. Pfeiffer, M. Pierini, A. Racz, T. Reis, G. Rolandi⁴⁸, M. Rovere, M. Ruan, H. Sakulin, J.B. Sauvan, C. Schäfer, C. Schwick, M. Seidel, A. Sharma, P. Silva, P. Sphicas⁴⁹, J. Steggemann, M. Stoye, Y. Takahashi, M. Tosi, D. Treille, A. Triossi, A. Tsirou, V. Veckalns⁵⁰, G.I. Veres²², M. Verweij, N. Wardle, H.K. Wöhri, A. Zagozdzińska³⁷, W.D. Zeuner

Paul Scherrer Institut, Villigen, Switzerland

W. Bertl, K. Deiters, W. Erdmann, R. Horisberger, Q. Ingram, H.C. Kaestli, D. Kotlinski, U. Langenegger, T. Rohe

Institute for Particle Physics, ETH Zurich, Zurich, Switzerland

F. Bachmair, L. Bäni, L. Bianchini, B. Casal, G. Dissertori, M. Dittmar, M. Donegà, C. Grab, C. Heidegger, D. Hits, J. Hoss, G. Kasieczka, P. Lecomte[†], W. Luster mann, B. Mangano, M. Marionneau, P. Martinez Ruiz del Arbol, M. Masciovecchio, M.T. Meinhard, D. Meister, F. Micheli, P. Musella, F. Nessi-Tedaldi, F. Pandolfi, J. Pata, F. Pauss, G. Perrin, L. Perrozzi, M. Quittnat, M. Rossini, M. Schönenberger, A. Starodumov⁵¹, V.R. Tavolaro, K. Theofilatos, R. Wallny

Universität Zürich, Zurich, Switzerland

T.K. Aarrestad, C. Amsler⁵², L. Caminada, M.F. Canelli, A. De Cosa, C. Galloni, A. Hinzmann, T. Hreus, B. Kilminster, J. Ngadiuba, D. Pinna, G. Rauco, P. Robmann,

D. Salerno, Y. Yang, A. Zucchetta

National Central University, Chung-Li, Taiwan

V. Candelise, T.H. Doan, Sh. Jain, R. Khurana, M. Konyushikhin, C.M. Kuo, W. Lin, Y.J. Lu, A. Pozdnyakov, S.S. Yu

National Taiwan University (NTU), Taipei, Taiwan

Arun Kumar, P. Chang, Y.H. Chang, Y.W. Chang, Y. Chao, K.F. Chen, P.H. Chen, C. Dietz, F. Fiori, W.-S. Hou, Y. Hsiung, Y.F. Liu, R.-S. Lu, M. Miñano Moya, E. Paganis, A. Psallidas, J.f. Tsai, Y.M. Tzeng

Chulalongkorn University, Faculty of Science, Department of Physics, Bangkok, Thailand

B. Asavapibhop, G. Singh, N. Srimanobhas, N. Suwonjandee

Cukurova University - Physics Department, Science and Art Faculty

A. Adiguzel, S. Cerci⁵³, S. Damarseekin, Z.S. Demiroglu, C. Dozen, I. Dumanoglu, S. Girgis, G. Gokbulut, Y. Guler, I. Hos⁵⁴, E.E. Kangal⁵⁵, O. Kara, A. Kayis Topaksu, U. Kiminsu, M. Oglakci, G. Onengut⁵⁶, K. Ozdemir⁵⁷, D. Sunar Cerci⁵³, H. Topakli⁵⁸, S. Turkcapar, I.S. Zorbakir, C. Zorbilmez

Middle East Technical University, Physics Department, Ankara, Turkey

B. Bilin, S. Bilmis, B. Isildak⁵⁹, G. Karapinar⁶⁰, M. Yalvac, M. Zeyrek

Bogazici University, Istanbul, Turkey

E. Gülmez, M. Kaya⁶¹, O. Kaya⁶², E.A. Yetkin⁶³, T. Yetkin⁶⁴

Istanbul Technical University, Istanbul, Turkey

A. Cakir, K. Cankocak, S. Sen⁶⁵

Institute for Scintillation Materials of National Academy of Science of Ukraine, Kharkov, Ukraine

B. Grynyov

National Scientific Center, Kharkov Institute of Physics and Technology, Kharkov, Ukraine

L. Levchuk, P. Sorokin

University of Bristol, Bristol, U.K.

R. Aggleton, F. Ball, L. Beck, J.J. Brooke, D. Burns, E. Clement, D. Cussans, H. Flacher, J. Goldstein, M. Grimes, G.P. Heath, H.F. Heath, J. Jacob, L. Kreczko, C. Lucas, D.M. Newbold⁶⁶, S. Paramesvaran, A. Poll, T. Sakuma, S. Seif El Nasr-storey, D. Smith, V.J. Smith

Rutherford Appleton Laboratory, Didcot, U.K.

K.W. Bell, A. Belyaev⁶⁷, C. Brew, R.M. Brown, L. Calligaris, D. Cieri, D.J.A. Cockerill, J.A. Coughlan, K. Harder, S. Harper, E. Olaiya, D. Petyt, C.H. Shepherd-Themistocleous, A. Thea, I.R. Tomalin, T. Williams

Imperial College, London, U.K.

M. Baber, R. Bainbridge, O. Buchmuller, A. Bundock, D. Burton, S. Casasso, M. Citron, D. Colling, L. Corpe, P. Dauncey, G. Davies, A. De Wit, M. Della Negra, R. Di Maria, P. Dunne, A. Elwood, D. Futyan, Y. Haddad, G. Hall, G. Iles, T. James, R. Lane, C. Laner, R. Lucas⁶⁶, L. Lyons, A.-M. Magnan, S. Malik, L. Mastrolorenzo, J. Nash, A. Nikitenko⁵¹, J. Pela, B. Penning, M. Pesaresi, D.M. Raymond, A. Richards, A. Rose, C. Seez, S. Summers, A. Tapper, K. Uchida, M. Vazquez Acosta⁶⁸, T. Virdee¹⁷, J. Wright, S.C. Zenz

Brunel University, Uxbridge, U.K.

J.E. Cole, P.R. Hobson, A. Khan, P. Kyberd, D. Leslie, I.D. Reid, P. Symonds, L. Teodorescu, M. Turner

Baylor University, Waco, U.S.A.

A. Borzou, K. Call, J. Dittmann, K. Hatakeyama, H. Liu, N. Pastika

The University of Alabama, Tuscaloosa, U.S.A.

S.I. Cooper, C. Henderson, P. Rumerio, C. West

Boston University, Boston, U.S.A.

D. Arcaro, A. Avetisyan, T. Bose, D. Gastler, D. Rankin, C. Richardson, J. Rohlf, L. Sulak, D. Zou

Brown University, Providence, U.S.A.

G. Benelli, E. Berry, D. Cutts, A. Garabedian, J. Hakala, U. Heintz, J.M. Hogan, O. Jesus, K.H.M. Kwok, E. Laird, G. Landsberg, Z. Mao, M. Narain, S. Piperov, S. Sagir, E. Spencer, R. Syarif

University of California, Davis, Davis, U.S.A.

R. Breedon, G. Breto, D. Burns, M. Calderon De La Barca Sanchez, S. Chauhan, M. Chertok, J. Conway, R. Conway, P.T. Cox, R. Erbacher, C. Flores, G. Funk, M. Gardner, W. Ko, R. Lander, C. Mclean, M. Mulhearn, D. Pellett, J. Pilot, S. Shalhout, J. Smith, M. Squires, D. Stolp, M. Tripathi

University of California, Los Angeles, U.S.A.

C. Bravo, R. Cousins, A. Dasgupta, P. Everaerts, A. Florent, J. Hauser, M. Ignatenko, N. Mccoll, D. Saltzberg, C. Schnaible, E. Takasugi, V. Valuev, M. Weber

University of California, Riverside, Riverside, U.S.A.

K. Burt, R. Clare, J. Ellison, J.W. Gary, S.M.A. Ghiasi Shirazi, G. Hanson, J. Heilman, P. Jandir, E. Kennedy, F. Lacroix, O.R. Long, M. Olmedo Negrete, M.I. Paneva, A. Shrinivas, W. Si, H. Wei, S. Wimpenny, B. R. Yates

University of California, San Diego, La Jolla, U.S.A.

J.G. Branson, G.B. Cerati, S. Cittolin, M. Derdzinski, R. Gerosa, A. Holzner, D. Klein, V. Krutelyov, J. Letts, I. Macneill, D. Olivito, S. Padhi, M. Pieri, M. Sani, V. Sharma, S. Simon, M. Tadel, A. Vartak, S. Wasserbaech⁶⁹, C. Welke, J. Wood, F. Würthwein, A. Yagil, G. Zevi Della Porta

University of California, Santa Barbara - Department of Physics, Santa Barbara, U.S.A.

N. Amin, R. Bhandari, J. Bradmiller-Feld, C. Campagnari, A. Dishaw, V. Dutta, M. Franco Sevilla, C. George, F. Golf, L. Gouskos, J. Gran, R. Heller, J. Incandela, S.D. Mullin, A. Ovcharova, H. Qu, J. Richman, D. Stuart, I. Suarez, J. Yoo

California Institute of Technology, Pasadena, U.S.A.

D. Anderson, A. Apresyan, J. Bendavid, A. Bornheim, J. Bunn, Y. Chen, J. Duarte, J.M. Lawhorn, A. Mott, H.B. Newman, C. Pena, M. Spiropulu, J.R. Vlimant, S. Xie, R.Y. Zhu

Carnegie Mellon University, Pittsburgh, U.S.A.

M.B. Andrews, V. Azzolini, T. Ferguson, M. Paulini, J. Russ, M. Sun, H. Vogel, I. Vorobiev, M. Weinberg

University of Colorado Boulder, Boulder, U.S.A.

J.P. Cumalat, W.T. Ford, F. Jensen, A. Johnson, M. Krohn, T. Mulholland, K. Stenson, S.R. Wagner

Cornell University, Ithaca, U.S.A.

J. Alexander, J. Chaves, J. Chu, S. Dittmer, K. Mcdermott, N. Mirman, G. Nicolas Kaufman, J.R. Patterson, A. Rinkevicius, A. Ryd, L. Skinnari, L. Soffi, S.M. Tan, Z. Tao, J. Thom, J. Tucker, P. Wittich, M. Zientek

Fairfield University, Fairfield, U.S.A.

D. Winn

Fermi National Accelerator Laboratory, Batavia, U.S.A.

S. Abdullin, M. Albrow, G. Apollinari, S. Banerjee, L.A.T. Bauerdick, A. Beretvas, J. Berryhill, P.C. Bhat, G. Bolla, K. Burkett, J.N. Butler, H.W.K. Cheung, F. Chlebana, S. Cihangir[†], M. Cremonesi, V.D. Elvira, I. Fisk, J. Freeman, E. Gottschalk, L. Gray, D. Green, S. Grünendahl, O. Gutsche, D. Hare, R.M. Harris, S. Hasegawa, J. Hirschauer, Z. Hu, B. Jayatilaka, S. Jindariani, M. Johnson, U. Joshi, B. Klima, B. Kreis, S. Lammel, J. Linacre, D. Lincoln, R. Lipton, M. Liu, T. Liu, R. Lopes De Sá, J. Lykken, K. Maeshima, N. Magini, J.M. Marraffino, S. Maruyama, D. Mason, P. McBride, P. Merkel, S. Mrenna, S. Nahn, C. Newman-Holmes[†], V. O'Dell, K. Pedro, O. Prokofyev, G. Rakness, L. Ristori, E. Sexton-Kennedy, A. Soha, W.J. Spalding, L. Spiegel, S. Stoynev, J. Strait, N. Strobbe, L. Taylor, S. Tkaczyk, N.V. Tran, L. Uplegger, E.W. Vaandering, C. Vernieri, M. Verzocchi, R. Vidal, M. Wang, H.A. Weber, A. Whitbeck, Y. Wu

University of Florida, Gainesville, U.S.A.

D. Acosta, P. Avery, P. Bortignon, D. Bourilkov, A. Brinkerhoff, A. Carnes, M. Carver, D. Curry, S. Das, R.D. Field, I.K. Furic, J. Konigsberg, A. Korytov, J.F. Low, P. Ma, K. Matchev, H. Mei, G. Mitselmakher, D. Rank, L. Shchutska, D. Sperka, L. Thomas, J. Wang, S. Wang, J. Yelton

Florida International University, Miami, U.S.A.

S. Linn, P. Markowitz, G. Martinez, J.L. Rodriguez

Florida State University, Tallahassee, U.S.A.

A. Ackert, J.R. Adams, T. Adams, A. Askew, S. Bein, B. Diamond, S. Hagopian, V. Hagopian, K.F. Johnson, A. Khatiwada, H. Prosper, A. Santra, R. Yohay

Florida Institute of Technology, Melbourne, U.S.A.

M.M. Baarmand, V. Bhopatkar, S. Colafranceschi, M. Hohlmann, D. Noonan, T. Roy, F. Yumiceva

University of Illinois at Chicago (UIC), Chicago, U.S.A.

M.R. Adams, L. Apanasevich, D. Berry, R.R. Betts, I. Bucinskaite, R. Cavanaugh, O. Evdokimov, L. Gauthier, C.E. Gerber, D.J. Hofman, K. Jung, P. Kurt, C. O'Brien, I.D. Sandoval Gonzalez, P. Turner, N. Varelas, H. Wang, Z. Wu, M. Zakaria, J. Zhang

The University of Iowa, Iowa City, U.S.A.

B. Bilki⁷⁰, W. Clarida, K. Dilsiz, S. Durgut, R.P. Gandrajula, M. Haytmyradov, V. Khristenko, J.-P. Merlo, H. Mermerkaya⁷¹, A. Mestvirishvili, A. Moeller, J. Nachtman, H. Ogul, Y. Onel, F. Ozok⁷², A. Penzo, C. Snyder, E. Tiras, J. Wetzel, K. Yi

Johns Hopkins University, Baltimore, U.S.A.

I. Anderson, B. Blumenfeld, A. Cocoros, N. Eminizer, D. Fehling, L. Feng, A.V. Gritsan, P. Maksimovic, C. Martin, M. Osherson, J. Roskes, U. Sarica, M. Swartz, M. Xiao, Y. Xin, C. You

The University of Kansas, Lawrence, U.S.A.

A. Al-bataineh, P. Baringer, A. Bean, S. Boren, J. Bowen, C. Bruner, J. Castle, L. Forthomme, R.P. Kenny III, S. Khalil, A. Kropivnitskaya, D. Majumder, W. Mcbrayer, M. Murray, S. Sanders, R. Stringer, J.D. Tapia Takaki, Q. Wang

Kansas State University, Manhattan, U.S.A.

A. Ivanov, K. Kaadze, Y. Maravin, A. Mohammadi, L.K. Saini, N. Skhirtladze, S. Toda

Lawrence Livermore National Laboratory, Livermore, U.S.A.

F. Rebassoo, D. Wright

University of Maryland, College Park, U.S.A.

C. Anelli, A. Baden, O. Baron, A. Belloni, B. Calvert, S.C. Eno, C. Ferraioli, J.A. Gomez, N.J. Hadley, S. Jabeen, R.G. Kellogg, T. Kolberg, J. Kunkle, Y. Lu, A.C. Mignerey, F. Ricci-Tam, Y.H. Shin, A. Skuja, M.B. Tonjes, S.C. Tonwar

Massachusetts Institute of Technology, Cambridge, U.S.A.

D. Abercrombie, B. Allen, A. Apyan, R. Barbieri, A. Baty, R. Bi, K. Bierwagen, S. Brandt, W. Busza, I.A. Cali, Z. Demiragli, L. Di Matteo, G. Gomez Ceballos, M. Goncharov, D. Hsu, Y. Iiyama, G.M. Innocenti, M. Klute, D. Kovalskyi, K. Krajczar, Y.S. Lai, Y.-J. Lee, A. Levin, P.D. Luckey, B. Maier, A.C. Marini, C. McGinn, C. Mironov, S. Narayanan, X. Niu, C. Paus, C. Roland, G. Roland, J. Salfeld-Nebgen, G.S.F. Stephans, K. Sumorok, K. Tatar, M. Varma, D. Velicanu, J. Veverka, J. Wang, T.W. Wang, B. Wyslouch, M. Yang, V. Zhukova

University of Minnesota, Minneapolis, U.S.A.

A.C. Benvenuti, R.M. Chatterjee, A. Evans, A. Finkel, A. Gude, P. Hansen, S. Kalafut, S.C. Kao, Y. Kubota, Z. Lesko, J. Mans, S. Nourbakhsh, N. Ruckstuhl, R. Rusack, N. Tambe, J. Turkewitz

University of Mississippi, Oxford, U.S.A.

J.G. Acosta, S. Oliveros

University of Nebraska-Lincoln, Lincoln, U.S.A.

E. Avdeeva, R. Bartek⁷³, K. Bloom, D.R. Claes, A. Dominguez⁷³, C. Fangmeier, R. Gonzalez Suarez, R. Kamalieddin, I. Kravchenko, A. Malta Rodrigues, F. Meier, J. Monroy, J.E. Siado, G.R. Snow, B. Stieger

State University of New York at Buffalo, Buffalo, U.S.A.

M. Alyari, J. Dolen, J. George, A. Godshalk, C. Harrington, I. Iashvili, J. Kaisen, A. Kharchilava, A. Kumar, A. Parker, S. Rappoccio, B. Roozbahani

Northeastern University, Boston, U.S.A.

G. Alverson, E. Barberis, A. Hortiangtham, A. Massironi, D.M. Morse, D. Nash, T. Ori moto, R. Teixeira De Lima, D. Trocino, R.-J. Wang, D. Wood

Northwestern University, Evanston, U.S.A.

S. Bhattacharya, O. Charaf, K.A. Hahn, A. Kubik, A. Kumar, N. Mucia, N. Odell, B. Pollack, M.H. Schmitt, K. Sung, M. Trovato, M. Velasco

University of Notre Dame, Notre Dame, U.S.A.

N. Dev, M. Hildreth, K. Hurtado Anampa, C. Jessop, D.J. Karmgard, N. Kellams, K. Lannon, N. Marinelli, F. Meng, C. Mueller, Y. Musienko³⁸, M. Planer, A. Reinsvold, R. Ruchti, G. Smith, S. Taroni, M. Wayne, M. Wolf, A. Woodard

The Ohio State University, Columbus, U.S.A.

J. Alimena, L. Antonelli, J. Brinson, B. Bylsma, L.S. Durkin, S. Flowers, B. Francis, A. Hart, C. Hill, R. Hughes, W. Ji, B. Liu, W. Luo, D. Puigh, B.L. Winer, H.W. Wulsin

Princeton University, Princeton, U.S.A.

S. Cooperstein, O. Driga, P. Elmer, J. Hardenbrook, P. Hebda, D. Lange, J. Luo, D. Marlow, J. Mc Donald, T. Medvedeva, K. Mei, M. Mooney, J. Olsen, C. Palmer, P. Piroué, D. Stickland, A. Svyatkovskiy, C. Tully, A. Zuranski

University of Puerto Rico, Mayaguez, U.S.A.

S. Malik

Purdue University, West Lafayette, U.S.A.

A. Barker, V.E. Barnes, S. Folgueras, L. Gutay, M.K. Jha, M. Jones, A.W. Jung, D.H. Miller, N. Neumeister, J.F. Schulte, X. Shi, J. Sun, F. Wang, W. Xie

Purdue University Calumet, Hammond, U.S.A.

N. Parashar, J. Stupak

Rice University, Houston, U.S.A.

A. Adair, B. Akgun, Z. Chen, K.M. Ecklund, F.J.M. Geurts, M. Guilbaud, W. Li, B. Michlin, M. Northup, B.P. Padley, R. Redjimi, J. Roberts, J. Rorie, Z. Tu, J. Zabel

University of Rochester, Rochester, U.S.A.

B. Betchart, A. Bodek, P. de Barbaro, R. Demina, Y.t. Duh, T. Ferbel, M. Galanti, A. Garcia-Bellido, J. Han, O. Hindrichs, A. Khukhunaishvili, K.H. Lo, P. Tan, M. Verzetti

Rutgers, The State University of New Jersey, Piscataway, U.S.A.

A. Agapitos, J.P. Chou, E. Contreras-Campana, Y. Gershtein, T.A. Gómez Espinosa, E. Halkiadakis, M. Heindl, D. Hidas, E. Hughes, S. Kaplan, R. Kunnawalkam Elayavalli, S. Kyriacou, A. Lath, K. Nash, H. Saka, S. Salur, S. Schnetzer, D. Sheffield, S. Somalwar, R. Stone, S. Thomas, P. Thomassen, M. Walker

University of Tennessee, Knoxville, U.S.A.

A.G. Delannoy, M. Foerster, J. Heideman, G. Riley, K. Rose, S. Spanier, K. Thapa

Texas A&M University, College Station, U.S.A.

O. Bouhali⁷⁴, A. Celik, M. Dalchenko, M. De Mattia, A. Delgado, S. Dildick, R. Eusebi, J. Gilmore, T. Huang, E. Juska, T. Kamon⁷⁵, R. Mueller, Y. Pakhotin, R. Patel, A. Perloff, L. Perniè, D. Rathjens, A. Rose, A. Safonov, A. Tatarinov, K.A. Ulmer

Texas Tech University, Lubbock, U.S.A.

N. Akchurin, C. Cowden, J. Damgov, F. De Guio, C. Dragoiu, P.R. Duerdo, J. Faulkner, E. Gurpinar, S. Kunori, K. Lamichhane, S.W. Lee, T. Libeiro, T. Peltola, S. Undleeb, I. Volobouev, Z. Wang

Vanderbilt University, Nashville, U.S.A.

S. Greene, A. Gurrola, R. Janjam, W. Johns, C. Maguire, A. Melo, H. Ni, P. Sheldon, S. Tuo, J. Velkovska, Q. Xu

University of Virginia, Charlottesville, U.S.A.

M.W. Arenton, P. Barria, B. Cox, J. Goodell, R. Hirosky, A. Ledovskoy, H. Li, C. Neu, T. Sinthuprasith, X. Sun, Y. Wang, E. Wolfe, F. Xia

Wayne State University, Detroit, U.S.A.

C. Clarke, R. Harr, P.E. Karchin, J. Sturdy

University of Wisconsin - Madison, Madison, WI, U.S.A.

D.A. Belknap, J. Buchanan, C. Caillol, S. Dasu, L. Dodd, S. Duric, B. Gomber, M. Grothe, M. Herndon, A. Hervé, P. Klabbers, A. Lanaro, A. Levine, K. Long, R. Loveless, I. Ojalvo, T. Perry, G.A. Pierro, G. Polese, T. Ruggles, A. Savin, N. Smith, W.H. Smith, D. Taylor, N. Woods

†: Deceased

1: Also at Vienna University of Technology, Vienna, Austria

- 2: Also at State Key Laboratory of Nuclear Physics and Technology, Peking University, Beijing, China
- 3: Also at Institut Pluridisciplinaire Hubert Curien (IPHC), Université de Strasbourg, CNRS/IN2P3, Strasbourg, France
- 4: Also at Universidade Estadual de Campinas, Campinas, Brazil
- 5: Also at Universidade Federal de Pelotas, Pelotas, Brazil
- 6: Also at Université Libre de Bruxelles, Bruxelles, Belgium
- 7: Also at Deutsches Elektronen-Synchrotron, Hamburg, Germany
- 8: Also at Joint Institute for Nuclear Research, Dubna, Russia
- 9: Also at Suez University, Suez, Egypt
- 10: Now at British University in Egypt, Cairo, Egypt
- 11: Also at Ain Shams University, Cairo, Egypt
- 12: Now at Helwan University, Cairo, Egypt
- 13: Also at Université de Haute Alsace, Mulhouse, France
- 14: Also at Skobeltsyn Institute of Nuclear Physics, Lomonosov Moscow State University, Moscow, Russia
- 15: Also at Tbilisi State University, Tbilisi, Georgia
- 16: Also at Ilia State University, Tbilisi, Georgia
- 17: Also at CERN, European Organization for Nuclear Research, Geneva, Switzerland
- 18: Also at RWTH Aachen University, III. Physikalisches Institut A, Aachen, Germany
- 19: Also at University of Hamburg, Hamburg, Germany
- 20: Also at Brandenburg University of Technology, Cottbus, Germany
- 21: Also at Institute of Nuclear Research ATOMKI, Debrecen, Hungary
- 22: Also at MTA-ELTE Lendület CMS Particle and Nuclear Physics Group, Eötvös Loránd University, Budapest, Hungary
- 23: Also at Institute of Physics, University of Debrecen, Debrecen, Hungary
- 24: Also at Indian Institute of Science Education and Research, Bhopal, India
- 25: Also at Institute of Physics, Bhubaneswar, India
- 26: Also at University of Visva-Bharati, Santiniketan, India
- 27: Also at University of Ruhuna, Matara, Sri Lanka
- 28: Also at Isfahan University of Technology, Isfahan, Iran
- 29: Also at University of Tehran, Department of Engineering Science, Tehran, Iran
- 30: Also at Yazd University, Yazd, Iran
- 31: Also at Plasma Physics Research Center, Science and Research Branch, Islamic Azad University, Tehran, Iran
- 32: Also at Università degli Studi di Siena, Siena, Italy
- 33: Also at Purdue University, West Lafayette, U.S.A.
- 34: Also at International Islamic University of Malaysia, Kuala Lumpur, Malaysia
- 35: Also at Malaysian Nuclear Agency, MOSTI, Kajang, Malaysia
- 36: Also at Consejo Nacional de Ciencia y Tecnología, Mexico city, Mexico
- 37: Also at Warsaw University of Technology, Institute of Electronic Systems, Warsaw, Poland
- 38: Also at Institute for Nuclear Research, Moscow, Russia
- 39: Now at National Research Nuclear University 'Moscow Engineering Physics Institute' (MEPhI), Moscow, Russia
- 40: Also at St. Petersburg State Polytechnical University, St. Petersburg, Russia
- 41: Also at University of Florida, Gainesville, U.S.A.
- 42: Also at P.N. Lebedev Physical Institute, Moscow, Russia
- 43: Also at California Institute of Technology, Pasadena, U.S.A.

- 44: Also at Budker Institute of Nuclear Physics, Novosibirsk, Russia
- 45: Also at Faculty of Physics, University of Belgrade, Belgrade, Serbia
- 46: Also at INFN Sezione di Roma; Università di Roma, Roma, Italy
- 47: Also at University of Belgrade, Faculty of Physics and Vinca Institute of Nuclear Sciences, Belgrade, Serbia
- 48: Also at Scuola Normale e Sezione dell'INFN, Pisa, Italy
- 49: Also at National and Kapodistrian University of Athens, Athens, Greece
- 50: Also at Riga Technical University, Riga, Latvia
- 51: Also at Institute for Theoretical and Experimental Physics, Moscow, Russia
- 52: Also at Albert Einstein Center for Fundamental Physics, Bern, Switzerland
- 53: Also at Adiyaman University, Adiyaman, Turkey
- 54: Also at Istanbul Aydin University, Istanbul, Turkey
- 55: Also at Mersin University, Mersin, Turkey
- 56: Also at Cag University, Mersin, Turkey
- 57: Also at Piri Reis University, Istanbul, Turkey
- 58: Also at Gaziosmanpasa University, Tokat, Turkey
- 59: Also at Ozyegin University, Istanbul, Turkey
- 60: Also at Izmir Institute of Technology, Izmir, Turkey
- 61: Also at Marmara University, Istanbul, Turkey
- 62: Also at Kafkas University, Kars, Turkey
- 63: Also at Istanbul Bilgi University, Istanbul, Turkey
- 64: Also at Yildiz Technical University, Istanbul, Turkey
- 65: Also at Hacettepe University, Ankara, Turkey
- 66: Also at Rutherford Appleton Laboratory, Didcot, U.K.
- 67: Also at School of Physics and Astronomy, University of Southampton, Southampton, U.K.
- 68: Also at Instituto de Astrofísica de Canarias, La Laguna, Spain
- 69: Also at Utah Valley University, Orem, U.S.A.
- 70: Also at Argonne National Laboratory, Argonne, U.S.A.
- 71: Also at Erzincan University, Erzincan, Turkey
- 72: Also at Mimar Sinan University, Istanbul, Istanbul, Turkey
- 73: Now at The Catholic University of America, Washington, U.S.A.
- 74: Also at Texas A&M University at Qatar, Doha, Qatar
- 75: Also at Kyungpook National University, Daegu, Korea