

Search for associated production of a Z boson with a single top quark and for tZ flavour-changing interactions in pp collisions at $\sqrt{s} = 8$ TeV

A.M. Sirunyan, M. Besançon, F. Couderc, M. Dejardin, D. Denegri, B. Fabbro, J.L. Faure, C. Favaro, F. Ferri, S. Ganjour, et al.

► To cite this version:

A.M. Sirunyan, M. Besançon, F. Couderc, M. Dejardin, D. Denegri, et al.. Search for associated production of a Z boson with a single top quark and for tZ flavour-changing interactions in pp collisions at $\sqrt{s} = 8$ TeV. *Journal of High Energy Physics*, Springer Verlag (Germany), 2017, 07(2017) (7), pp.003. 10.1007/JHEP07(2017)003 . in2p3-01458780

HAL Id: in2p3-01458780

<http://hal.in2p3.fr/in2p3-01458780>

Submitted on 14 Dec 2018

HAL is a multi-disciplinary open access archive for the deposit and dissemination of scientific research documents, whether they are published or not. The documents may come from teaching and research institutions in France or abroad, or from public or private research centers.

L'archive ouverte pluridisciplinaire **HAL**, est destinée au dépôt et à la diffusion de documents scientifiques de niveau recherche, publiés ou non, émanant des établissements d'enseignement et de recherche français ou étrangers, des laboratoires publics ou privés.

Search for associated production of a Z boson with a single top quark and for tZ flavour-changing interactions in pp collisions at $\sqrt{s} = 8$ TeV



The CMS collaboration

E-mail: cms-publication-committee-chair@cern.ch

ABSTRACT: A search for the production of a single top quark in association with a Z boson is presented, both to identify the expected standard model process and to search for flavour-changing neutral current interactions. The data sample corresponds to an integrated luminosity of 19.7 fb^{-1} recorded by the CMS experiment at the LHC in proton-proton collisions at $\sqrt{s} = 8$ TeV. Final states with three leptons (electrons or muons) and at least one jet are investigated. An events yield compatible with tZq standard model production is observed, and the corresponding cross section is measured to be $\sigma(\text{pp} \rightarrow \text{tZq} \rightarrow \ell\nu\text{b}\ell^+\ell^-q) = 10_{-7}^{+8} \text{ fb}$ with a significance of 2.4 standard deviations. No presence of flavour-changing neutral current production of tZq is observed. Exclusion limits at 95% confidence level on the branching fractions of a top quark decaying to a Z boson and an up or a charm quark are found to be $\mathcal{B}(\text{t} \rightarrow \text{Zu}) < 0.022\%$ and $\mathcal{B}(\text{t} \rightarrow \text{Zc}) < 0.049\%$.

KEYWORDS: Flavour Changing Neutral Currents, Hadron-Hadron scattering (experiments), Top physics

ARXIV EPRINT: [1702.01404](https://arxiv.org/abs/1702.01404)

Contents

1	Introduction	1
2	Theoretical framework	4
3	CMS detector	5
4	Monte Carlo simulation	6
5	Event reconstruction and data selection	7
6	Analysis method	9
7	Systematic uncertainties	12
8	Results	14
8.1	Search for tZq -SM production	14
8.2	Search for tZ -FCNC production	17
9	Summary	17
	The CMS collaboration	24

1 Introduction

The top quark is the most massive particle in the standard model (SM) of particle physics. Since its discovery in 1995 [1, 2], considerable advances have been made in understanding its properties. At hadron colliders top quarks arise predominantly from the production of top quark-antiquark ($t\bar{t}$) pairs through the strong interaction. However, top quarks may also be produced singly from electroweak processes through three different production mechanisms. These are categorised by the virtuality of the W boson involved in the interaction: t -channel, s -channel and associated tW production. At the CERN LHC, the t - and tW channel production have been observed by the ATLAS and CMS Collaborations and their cross sections have been measured at both 7 and 8 TeV, respectively [3–8]. The ATLAS and CMS Collaborations have recently published results of searches for s -channel single top quark production using 8 TeV data [9, 10]. The high integrated luminosity and centre-of-mass energy at the LHC motivate the search for rare SM single top quark production processes, such as the production of a single top quark in association with a Z boson, where the top quark is produced via the t channel and the Z boson is either radiated off one of the participating quarks or produced via W boson fusion (figure 1). These production mechanisms, referred to here as tZq -SM production, lead to a signature with

a single top quark, a Z boson, and an additional quark. The process is sensitive to the coupling of the top quark to the Z boson, as illustrated in figure 1(middle-right). It is also related to WZ boson production, as can be seen in figure 1(bottom-left). Thus, the observation of tZq production and the subsequent measurement of the production cross section represent a test of the SM. The predicted tZq-SM production cross section for proton-proton collisions at a centre-of-mass energy of 8 TeV, at next-to-leading order (NLO), is $\sigma(\text{pp} \rightarrow \text{tZq}) = 236_{-4}^{+11}$ (scale) ± 11 (PDF) fb [11], where t denotes either a top quark or antiquark. The first uncertainty is associated with the renormalisation and factorisation scales used, and the second one is associated with the choice of parton distribution functions (PDFs). The CTEQ6M set of PDFs [12] is used to determine the predicted cross section. The cross section of the three-lepton final state, $\sigma(\text{pp} \rightarrow \text{t}\ell^+\ell^-q)\mathcal{B}(\text{t} \rightarrow \ell\nu\text{b})$, where ℓ denotes a charged lepton (electron, muon, or tau), is calculated to be

$$\sigma(\text{pp} \rightarrow \text{t}\ell^+\ell^-q)\mathcal{B}(\text{t} \rightarrow \ell\nu\text{b}) = 8.2 \text{ fb}$$

with a theoretical uncertainty of less than 10%. The calculation is made in the five-flavour scheme, where b quarks are considered as coming from the interacting protons, with MADGRAPH5_aMC@NLO [13], using the NNPDF (version 2) PDF set [14]. This includes lepton pairs from off-shell Z bosons with an invariant mass $m_{\ell^+\ell^-} > 50$ GeV. This cross section is used as a reference in this paper. The ATLAS and CMS Collaborations have published results searching for $\text{t}\bar{\text{t}}\text{Z}$ production, which is also sensitive to the coupling of the top quark to the Z boson [15–18]. A production cross section of $\sigma(\text{pp} \rightarrow \text{t}\bar{\text{t}}\text{Z}) = 200_{-70}^{+80}$ (stat) $_{-30}^{+40}$ (syst) fb was measured by CMS at 8 TeV [16]. Within the SM, any flavour-changing neutral current (FCNC) involving the top quark and the Z boson, referred to here as tZ-FCNC, is forbidden at tree level and is suppressed at higher orders because of the GIM mechanism [19]. Some SM extensions, such as R-parity violating supersymmetric models [20], top-colour assisted technicolour models [21] and singlet quark models [22], predict enhancements of the FCNC branching fraction, which could be as large as $\mathcal{O}(10^{-4})$ [23]. The production of a single top quark in association with a Z boson is sensitive to both tZq and tgq anomalous couplings [23–25] as shown in figures 2 and 3. Searches for FCNC in the top quark sector have already been performed at the Fermilab Tevatron [26, 27] and at the LHC. The ATLAS Collaboration performed searches for anomalous tgq couplings [28] and the CMS Collaboration performed searches for $\text{t}\gamma\text{q}$ anomalous couplings [29], while both the ATLAS and CMS Collaborations performed searches for tZq anomalous couplings [30, 31]. The most stringent exclusion limit at 95% confidence level (CL) on the branching fraction $\mathcal{B}(\text{t} \rightarrow \text{Zq})$, set by the CMS Collaboration, excludes branching fractions greater than 0.05% [31]. In this paper, two separate searches, using similar event selections and background estimates, are presented: a search for tZq-SM production and a search for tZ-FCNC production from anomalous couplings. Both searches are performed using a data set of proton-proton collisions at a centre-of-mass energy of 8 TeV, corresponding to an integrated luminosity of 19.7 fb^{-1} . In tZq-SM production, because the processes involved are based on t-channel single top quark production, the signature consists of a single top quark, a Z boson, and an additional jet preferentially emitted in the forward region of the detector (absolute pseudorapidity $|\eta| > 2.4$). The search for tZ-FCNC is performed by combining the single top quark and $\text{t}\bar{\text{t}}$

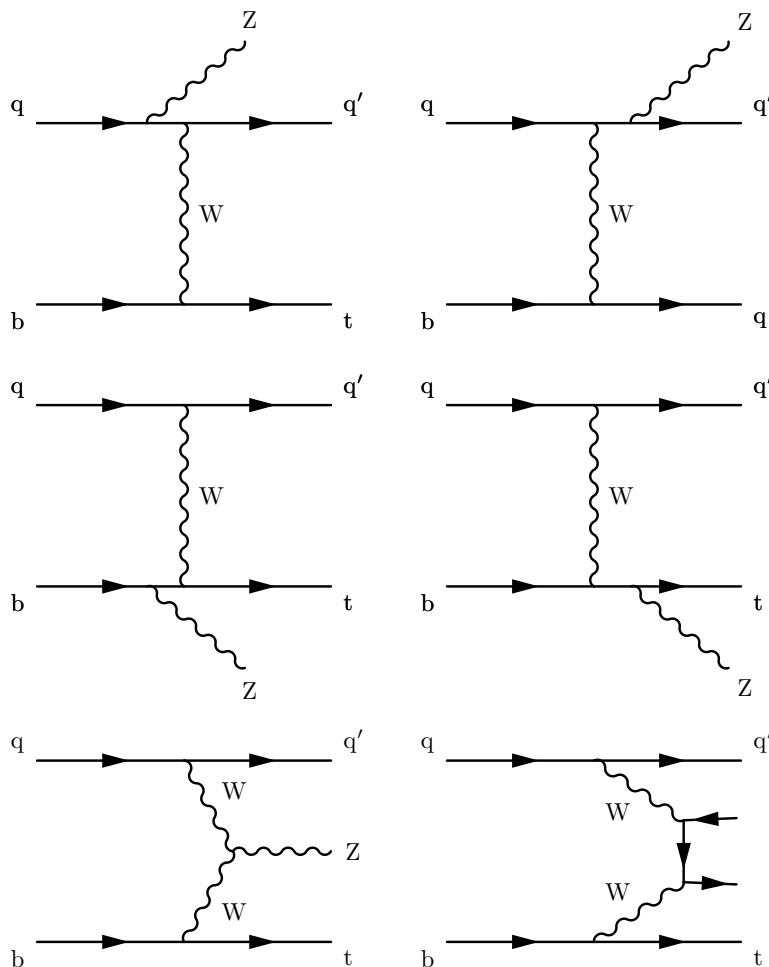


Figure 1. Leading-order tZq production Feynman diagrams (all but bottom-right). The initial- and final-state quarks denoted q and q' are predominantly first generation quarks, although there are smaller additional contributions from strange- and charm-initiated diagrams. The bottom-right diagram represents the NLO nonresonant contribution to the tZq process.

production modes. The single top quark production leads to a signature containing a top quark and a Z boson (single-top-quark-FCNC) with no extra jets from the matrix-element calculation. For the $t\bar{t}$ production mode ($t\bar{t}$ -FCNC), the FCNC vertex appears in the decay of the top quark, and leads to the same signature as for tZq -SM, but with the jet not associated with the b quark being produced in the central region of the detector. Both searches are performed in the trilepton final state, where both the W boson from the top quark and the Z boson decay into either electrons or muons, resulting in four possible leptonic combinations in the final state: eee , $\mu\mu\mu$, $\mu\mu e$, and $ee\mu$. As they are not specifically excluded, there is also a contribution from leptonic τ decays. The main sources of background to these searches are $t\bar{t}$ production, single top quark production, diboson production, $t\bar{t}V$ ($V = W$ or Z) and Drell-Yan (DY) production. The tZq -SM production is a key irreducible background to the FCNC search. The discrimination between signal and background is achieved using a

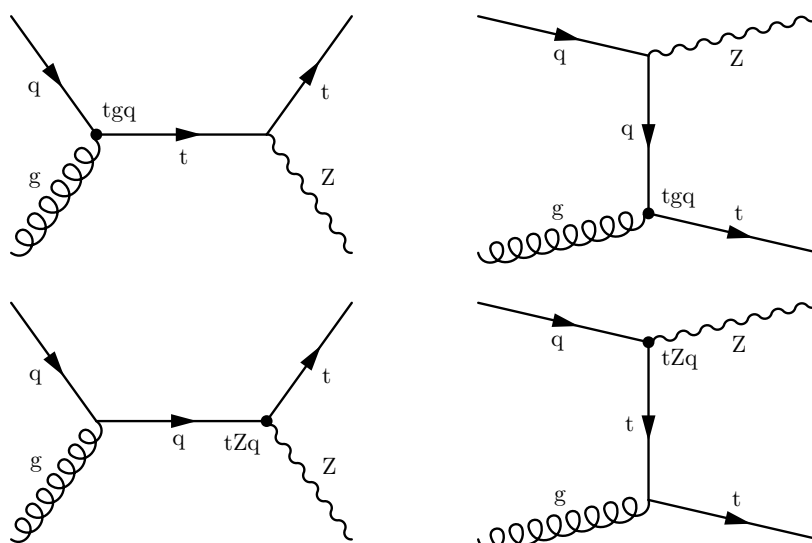


Figure 2. Feynman diagrams for the production of tZ in tZ -FCNC channels.

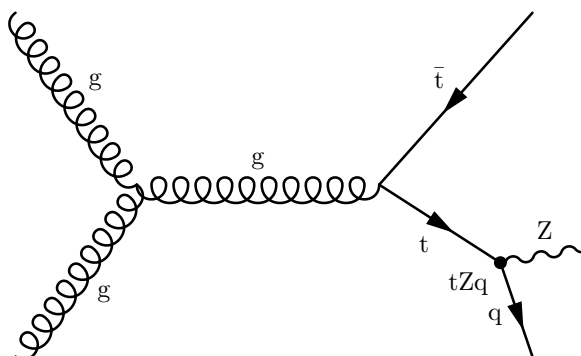


Figure 3. Feynman diagram for the production of tZq in the $t\bar{t}$ -FCNC channel.

boosted decision tree (BDT) and the nonprompt backgrounds are estimated from the data, whereas other backgrounds are estimated from simulation using constraints from data.

2 Theoretical framework

The generation of the tZq -SM events is performed at NLO using the MADGRAPH5_aMC@NLO v5.1.3.30 generator [13]. For the tZ -FCNC production, the description and generation of signal events follow the strategy detailed in ref. [25]. The generation is achieved by describing the relevant interactions in terms of a set of effective operators that are independent of the underlying theory. The searches are thus performed in a model-independent way. The signature corresponding to the tZ -FCNC processes can be produced both via strong tgq and weak tZq couplings, as illustrated in figure 2. The $t\bar{t}$ -FCNC pro-

duction, where the anomalous coupling appears in the top quark decay, is presented in figure 3. Both of these production modes can be incorporated into the SM Lagrangian \mathcal{L} using effective operators of dimensions 4 and 5 [25]:

$$\begin{aligned}
 \mathcal{L} = \sum_{q=u,c} & \left[\sqrt{2}g_s \frac{\kappa_{t\bar{g}q}}{\Lambda} \bar{t}\sigma^{\mu\nu}T_a(f_q^L P_L + f_q^R P_R)qG_{\mu\nu}^a \right. \\
 & + \frac{g}{\sqrt{2}c_W} \frac{\kappa_{tZq}}{\Lambda} \bar{t}\sigma^{\mu\nu}(\hat{f}_q^L P_L + \hat{f}_q^R P_R)qZ_{\mu\nu} \\
 & \left. + \frac{g}{4c_W} \zeta_{tZq} \bar{t}\gamma^\mu(\bar{f}_q^L P_L + \bar{f}_q^R P_R)qZ_\mu \right] + \text{h.c.}
 \end{aligned}
 \tag{2.1}$$

The effects of new physics contributions are quantified through the dimensionless parameters $\kappa_{t\bar{g}q}$, κ_{tZq} , and ζ_{tZq} together with the complex chiral parameters $f_q^{L,R}$, $\hat{f}_q^{L,R}$, and $\bar{f}_q^{L,R}$, which can be constrained as $|f_q^L|^2 + |f_q^R|^2 = |\hat{f}_q^L|^2 + |\hat{f}_q^R|^2 = |\bar{f}_q^L|^2 + |\bar{f}_q^R|^2 = 1$. The energy scale at which these effects are assumed to be relevant is parametrised by Λ . The two couplings to the gluon, $\kappa_{t\bar{g}u}/\Lambda$ and $\kappa_{t\bar{g}c}/\Lambda$, relate to the diagrams shown at the top of figure 2, while the four couplings to the Z boson, κ_{tZu}/Λ , ζ_{tZu} , κ_{tZc}/Λ , and ζ_{tZc} relate to the diagrams shown at the bottom of figure 2. The anomalous couplings related to the weak and strong sectors are assumed to be independent of each other, although interference is expected to occur between the κ_{tZq}/Λ and ζ_{tZq} contributions. The sensitivity to the $\kappa_{t\bar{g}q}/\Lambda$ coupling is poor in comparison to other channels [28], while ζ_{tZq} couplings lead to very small cross sections [25]. For these reasons we consider here only cases where $\kappa_{tZq}/\Lambda \neq 0$, while setting $\zeta_{tZq} = 0$ and $\kappa_{t\bar{g}q}/\Lambda = 0$. Furthermore, the interference between single top quark and $t\bar{t}$ -FCNC processes is neglected and the 4 fermion interactions are not included in this analysis [32].

3 CMS detector

The central feature of the CMS apparatus is a superconducting solenoid of 6 m internal diameter, providing a magnetic field of 3.8 T. Within the solenoid volume are a silicon pixel and strip tracker, a lead tungstate crystal electromagnetic calorimeter (ECAL), and a brass and scintillator hadron calorimeter (HCAL), each composed of a barrel and two endcap sections. Forward calorimeters extend the pseudorapidity coverage provided by the barrel and endcap detectors. Muons are measured in gas-ionisation detectors embedded in the steel flux-return yoke outside the solenoid. The ECAL provides coverage in pseudorapidity $|\eta| < 1.48$ in the barrel region and $1.48 < |\eta| < 3.0$ in two endcap regions (EE). A preshower detector consisting of two planes of silicon sensors interleaved with a total of $3X_0$ of lead is located in front of the EE. The electron momenta are estimated by combining energy measurements in the ECAL with momentum measurements in the tracker [33]. The relative transverse momentum resolution for electrons with $p_T \approx 45$ GeV from $Z \rightarrow ee$ decays ranges from 1.7% in the barrel region to 4.5% in the endcaps [33]. The dielectron mass resolution for $Z \rightarrow ee$ decays when both electrons are in the ECAL barrel is 1.9%, and is 2.9% when both electrons are in the endcaps. Muons are measured in the range $|\eta| < 2.4$. Matching muons to tracks measured in the silicon tracker results

in a relative p_T resolution for muons with $20 < p_T < 100$ GeV of 1.3–2.0% in the barrel and better than 6% in the endcaps. The p_T resolution in the barrel is better than 10% for muons with p_T up to 1 TeV [34, 35]. Events of interest are selected using a two-tiered trigger system [36]. The first level, composed of custom hardware processors, uses information from the calorimeters and muon detectors to select events at a rate of around 100 kHz within a time interval of less than $4 \mu\text{s}$. The second level, known as the high-level trigger, consists of a farm of processors running a version of the full event reconstruction software optimised for fast processing, and reduces the event rate to less than 1 kHz before data storage. A more detailed description of the CMS detector, together with a definition of the coordinate system used and the relevant kinematic variables, can be found in ref. [37].

4 Monte Carlo simulation

Simulated tZq -SM and $t\bar{t}Z$ events are produced, at NLO, with the MADGRAPH5_aMC@NLO v5.1.3.30 generator [13], interfaced with PYTHIA version 8.212 [38] for parton showering and hadronisation. Several of the background processes considered in this analysis ($t\bar{t}$ and $t\bar{t}W$ production, diboson production and Z boson production in association with multiple jets) are produced at leading order (LO) using the MADGRAPH5_aMC@NLO Monte Carlo (MC) generator interfaced with PYTHIA version 6.426 [39]. Single top quark background processes (tW and $\bar{t}W$) are simulated using the POWHEG v.1.0 r1380 generator [40–43], which is interfaced to PYTHIA version 8.212 for parton showering and hadronisation. The tZ -FCNC events are generated at LO using the MADGRAPH5_aMC@NLO generator interfaced with PYTHIA version 6.426. The κ Lagrangian terms presented in eq. (2.1) are implemented as a new model in MADGRAPH5_aMC@NLO by means of the FEYNRULES package [44] and of the universal FEYNRULES output format [45]. The complex chiral parameters are fixed to the following values: $\hat{f}_q^R = 0$ and $\hat{f}_q^L = 1$. All samples generated with POWHEG and MADGRAPH5_aMC@NLO use the CT10 [46] PDF set. The value of the top quark mass used in all the simulated samples is $m_t = 172.5$ GeV. All samples include W boson decays to τ leptons, as well as to electrons and/or muons. The characterisation of the underlying event uses the PYTHIA Z2* tune [47, 48] for the MADGRAPH5_aMC@NLO and POWHEG samples, and the CUETP8M1 tune [48] for the tZq -SM sample. Additional samples of tZq -SM, tZ -FCNC, $t\bar{t}V$, and WZ are generated, varying the renormalisation and factorisation scales, for studies of systematic effects. For the $t\bar{t}V$ and WZ backgrounds, further samples are generated varying the merging threshold in MADGRAPH5_aMC@NLO. The expected cross sections are obtained from next-to-next-to-leading-order calculations for $t\bar{t}$ [49] and Z/γ^* processes [50], NLO plus next-to-next-to-leading-logarithmic calculations for single top quark production in the tW or $\bar{t}W$ channels [51], and NLO calculations for VV [52] and $t\bar{t}V$ [53, 54] processes. For all samples of simulated events, multiple minimum-bias events generated with PYTHIA are added to simulate the presence of additional proton-proton interactions (pileup) from the same bunch crossing or in neighbouring proton bunches. To refine the simulation, the events are weighted to reproduce the distribution in the number of pileup vertices inferred from data. Most generated samples contain full simulation of detector effects, using the

GEANT4 package [55], including simulation of the machine running conditions, while the FCNC samples are processed using a fast simulation of the detector [56].

5 Event reconstruction and data selection

In the searches presented in this paper, the signal signature contains a Z boson and a top quark, which both decay leptonically to either electrons or muons. Thus the final state for both searches consists of three leptons (electrons and/or muons, including those coming from tau decays), plus an escaping undetected neutrino that is inferred from an imbalance in the transverse momentum. The signature also includes a bottom quark jet (b jet) that arises from the hadronisation of the b quark produced in the top quark decay. In the final state for tZq-SM production, or for t \bar{t} -FCNC, there is an additional jet arising from the hadronisation of a light or a charm quark. The data used in this analysis were collected with the CMS detector during the 2012 proton-proton data taking period at a centre-of-mass energy of 8 TeV. The data are selected online using triggers that rely on the presence of two high- p_T leptons, ee, e μ , or $\mu\mu$. The highest- p_T lepton is required to satisfy $p_T > 17$ GeV, while the second-highest- p_T lepton must satisfy $p_T > 8$ GeV. In addition, the trigger selection requires loose lepton identification for both lepton flavours; electrons are additionally required to pass online isolation requirements. The resulting trigger efficiencies are 99% for eee and ee μ , 98% for $\mu\mu\mu$ and 89% for $\mu\mu e$. For tZ-FCNC production, the trigger acceptance is enhanced by using single-lepton and trilepton triggers with various p_T thresholds, resulting in a trigger efficiency close to 100%, after all selection cuts. The trigger efficiency is obtained from data collected with an independent trigger selection based on missing transverse momentum. The missing transverse momentum vector \vec{p}_T^{miss} is defined as the projection on the plane perpendicular to the beams of the negative vector sum of the momenta of all reconstructed particles in an event. Its magnitude is referred to as missing transverse momentum, p_T^{miss} . A particle-flow event reconstruction algorithm [57, 58] identifies each individual particle with an optimised combination of information from the various elements of the CMS detector. The energy of the photons is directly obtained from the ECAL measurement. The energy of the electrons is determined from a combination of the electron momentum at the primary interaction vertex as determined by the tracker, the energy of the corresponding ECAL cluster, and the energy sum of all bremsstrahlung photons spatially compatible with originating from the electron track. The momentum of the muons is obtained from the curvature of the corresponding track. The energy of the charged hadrons is determined from a combination of their momentum measured in the tracker and the matching ECAL and HCAL energy deposits. Finally, the energy of the neutral hadrons is obtained from the corresponding corrected ECAL and HCAL deposits. The tracks reconstructed in the silicon tracker are used to identify and construct a series of interaction vertices, which correspond to the pileup. For each vertex, the sum of the transverse momenta squared of the associated tracks is calculated. The vertex whose sum is largest is taken to be the event primary vertex, provided that it is reconstructed using four or more tracks and that it lies within 24 cm of the nominal interaction point in the z direction and within 2 cm in the transverse plane. Each event must contain exactly three electrons and/or

muons, reconstructed by the particle-flow algorithm. Each lepton must have $p_T > 20$ GeV and $|\eta| < 2.5$ (electron) or $|\eta| < 2.4$ (muon) and must be isolated. Isolation is determined by calculating the sum of p_T of all the other reconstructed particles that lie within a cone of fixed radius $\Delta R = \sqrt{(\Delta\eta)^2 + (\Delta\phi)^2}$ around the lepton, correcting for the expected contribution from pileup [59] and dividing the corrected sum by the p_T of the lepton. The resulting quantity is denoted I_{rel} . For electrons, the cone size is set to $\Delta R = 0.3$ and I_{rel} must be less than 0.15. For muons, the cone size is set to $\Delta R = 0.4$ and I_{rel} must be less than 0.12. Events that contain additional leptons, satisfying the same kinematic selection but with relaxed lepton identification criteria, are rejected. Lepton isolation and identification efficiencies in simulation are corrected to match the ones measured in data using a tag-and-probe method [60]. Two of the same-flavour leptons in each event are required to have opposite electric charge, and have an invariant mass, $m_{\ell\ell}$, compatible with the Z boson mass, i.e. $76 < m_{\ell\ell} < 106$ GeV. In the eee and $\mu\mu\mu$ channels, the pair of oppositely charged leptons having an invariant mass closest to the Z boson mass is used to form the Z boson candidate. In the $ee\mu$ and $\mu\mu e$ channels, the same-flavour leptons are used to form the Z boson candidate. For all channels, the third lepton is assumed to come from the decay of the W boson. Jets are clustered from the particles reconstructed using the particle-flow algorithm with the infrared and collinear safe anti- k_T algorithm [61, 62], operated with a distance parameter $R = 0.5$. Jet momentum is determined as the vectorial sum of all particle momenta in the jet, and is found from simulation to be within 5 to 10% of the true particle-level jet momentum over the whole p_T spectrum and detector acceptance. An offset correction is applied to jet energies to take into account the contribution from pileup interactions. Corrections for the jet energy are derived from simulation, and are corrected with in situ measurements of the energy balance in dijet and photon+jet events [63]. For the tZ-FCNC analysis, only jets that satisfy $p_T > 30$ GeV and $|\eta| < 2.4$ are used in the results presented here, while for the tZq-SM analysis, the maximum allowed value of $|\eta|$ is relaxed to 4.5 to improve the signal acceptance, as for single top quark t -channel processes the extra light jet is mostly produced in the forward region. Jets that are reconstructed close to a selected lepton ($\Delta R < 0.5$) are removed. Jets that originate from the hadronisation of a b quark are identified (tagged) using the combined secondary vertex algorithm [64]. This algorithm combines various track-based variables with vertex-based variables to construct a discriminating observable in the region $|\eta| < 2.4$. The discriminant is used to distinguish between b jets and non-b jets. For the results presented here, the so-called *loose* operating point is used. This corresponds to a b tagging efficiency of about 85% and a misidentification probability of 10% for light-flavour or gluon jets, as estimated from QCD multijet simulations. The value of the b tagging discriminant is also used in the multivariate discriminator. Corrections to the b tagging discriminant shape have been determined using $t\bar{t}$ and multijet control samples, and are then applied to the signal and background data sets [64]. In the search for tZq-SM production, two or more selected jets are required, one or more of which must also satisfy the b tagging requirements. In the search for tZ-FCNC production, two different signal selections are considered. In a first selection, denoted as single-top-quark-FCNC selection, exactly one selected jet is required, which has to pass the b tagging requirement. A second selection ($t\bar{t}$ -FCNC selection) asks for at least two selected jets with at least one passing the b tag-

SM signal tZq	SM control WZ	FCNC signal single-top-quark	FCNC signal t \bar{t}	FCNC control WZ
≥ 2 jets, $ \eta < 4.5$ ≥ 1 b tag $m_T^W > 10$ GeV	1 or 2 jets, $ \eta < 4.5$ 0 b tag	1 jet, $ \eta < 2.4$ 1 b tag $m_T^W > 10$ GeV $p_T^{\text{miss}} > 40$ GeV	≥ 2 jets, $ \eta < 2.4$ ≥ 1 b tag $m_T^W > 10$ GeV $p_T^{\text{miss}} > 40$ GeV	1 or 2 jets, $ \eta < 2.4$ 0 b tag

Table 1. The event selections for the signal and control regions for the SM and FCNC analyses.

Process	Control Region	Signal Region
t \bar{t} Z	1.76 \pm 0.18	10.91 \pm 0.44
ZZ	10.64 \pm 0.03	1.58 \pm 0.01
WZ+h.f.	104.73 \pm 1.32	34.34 \pm 0.76
WZ	426.92 \pm 2.67	58.00 \pm 0.98
DY	192.95 \pm 13.89	49.24 \pm 7.02
tZq	5.89 \pm 0.03	16.05 \pm 0.04
Total prediction	743 \pm 18	170 \pm 9
Data	763	154

Table 2. The number of events remaining for each process, after all selections have been applied, in the control and signal regions for the tZq-SM shape analysis. WZ+h.f. denotes WZ + heavy flavour.

ging requirement. The selections result in a signal-enriched sample, with either single-top-quark-FCNC or t \bar{t} -FCNC events. To further reject backgrounds, two additional selections are made on the missing transverse momentum and the transverse mass of the W boson, m_T^W . These selections are applied to the signal regions only and are optimised to maximise the expected significance. The optimisation is made for the tZq-SM and tZ-FCNC signals separately. For the tZq-SM analysis, $m_T^W > 10$ GeV is required while for the tZ-FCNC analysis we require $p_T^{\text{miss}} > 40$ GeV and $m_T^W > 10$ GeV. These selections define the signal regions for the analyses. In addition to the signal region, a background-enriched control region is defined by requiring one or two selected jets, but vetoing events containing a b-tagged jet, in order to increase the DY and WZ content. The event selections for the control and signal regions are presented in table 1, while the number of events remaining for each process, after all selections have been applied is shown in table 2 for the tZq-SM shape analysis.

6 Analysis method

In order to enhance the separation between signal and background processes, a multivariate discriminator is used in both the tZq-SM and FCNC searches. The discriminator is based on the BDT algorithm [65] implemented in the standard toolkit for multivariate analysis TMVA [66]. A range of different quantities are used as input variables for the BDTs. They are selected based on their discriminating power and include kinematic variables related to the top quark and the Z boson, such as p_T , pseudorapidity, and charge asymmetry $q_\ell |\eta|$, where q and η are the charge and η of the lepton from the W decay, as well as jet

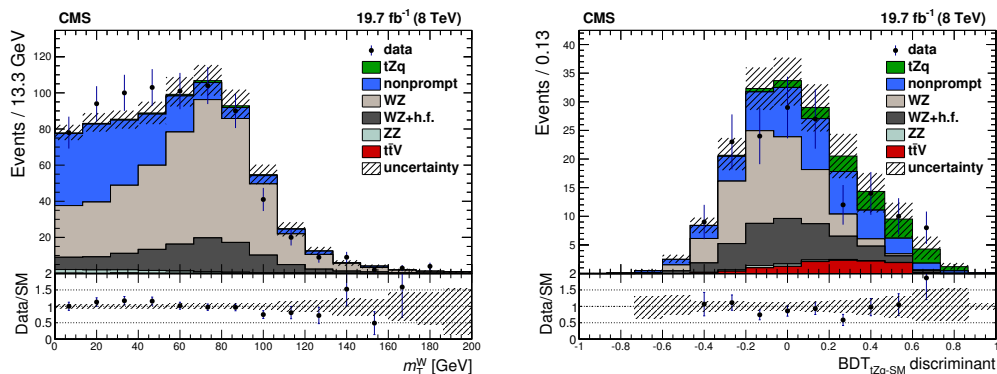


Figure 4. Data-to-prediction comparisons after performing the fit for m_T^W distribution in the control region (left) and for the BDT_{tZq-SM} responses in the signal region (right). The four lepton channels are combined. The lower panels show the ratio between observed and predicted yields, including the total uncertainty on the prediction.

properties, particularly those related to b tagging or the pseudorapidity of the recoiling jet. The BDTs are trained using half of the simulated samples for these processes and they are trained separately for each channel. The output discriminant distribution is then fitted, in the signal region, for each channel, to determine whether there are any signal events present in the data. The second half of the simulated samples are used to test that overtraining did not occur. For the SM search, the BDT_{tZq-SM} is used to discriminate between the $tZq-SM$ signal and the dominating $t\bar{t}Z$ and WZ background processes. The BDT_{tZq-SM} distribution is fitted, together with the m_T^W distribution in the control region. The results of the fits are presented in figure 4 for the four channels combined. For the FCNC searches, the $BDT_{tZ-FCNC}$ and $BDT_{t\bar{t}-FCNC}$ are used to discriminate FCNC processes from the SM background processes. The $BDT_{tZ-FCNC}$, and $BDT_{t\bar{t}-FCNC}$, distributions are fitted, together with the m_T^W distribution in the control region. The results of the fits are presented in figure 5 for the four channels combined. A number of different background processes are considered. These include $t\bar{t}$, single top quark, diboson, $t\bar{t}V$, and DY production. The contamination from W +jets events involves two nonprompt leptons and is found to be negligible. Diboson production is dominated by the WZ sample, which is split into two parts: the production of WZ events in association with light jets, or in association with heavy-flavour jets. The ZZ production contributes with a small number of background events. While the cross section of WW production is slightly higher than ZZ production, a nonprompt lepton would have to be selected to replicate the signal, making its contribution to the background negligible. The $t\bar{t}$ SM and the DY backgrounds populate the signal region if they contain a reconstructed nonprompt lepton that passes the lepton identification and isolation selections; as the nonprompt lepton rates are not well modelled by the simulation, these backgrounds are estimated from data. The m_T^W distribution is used as a discriminator in the background-enriched region to estimate the backgrounds related to nonprompt leptons, as well as the dominant WZ background. Both the shape and normalisation of the other backgrounds are estimated from simulation.

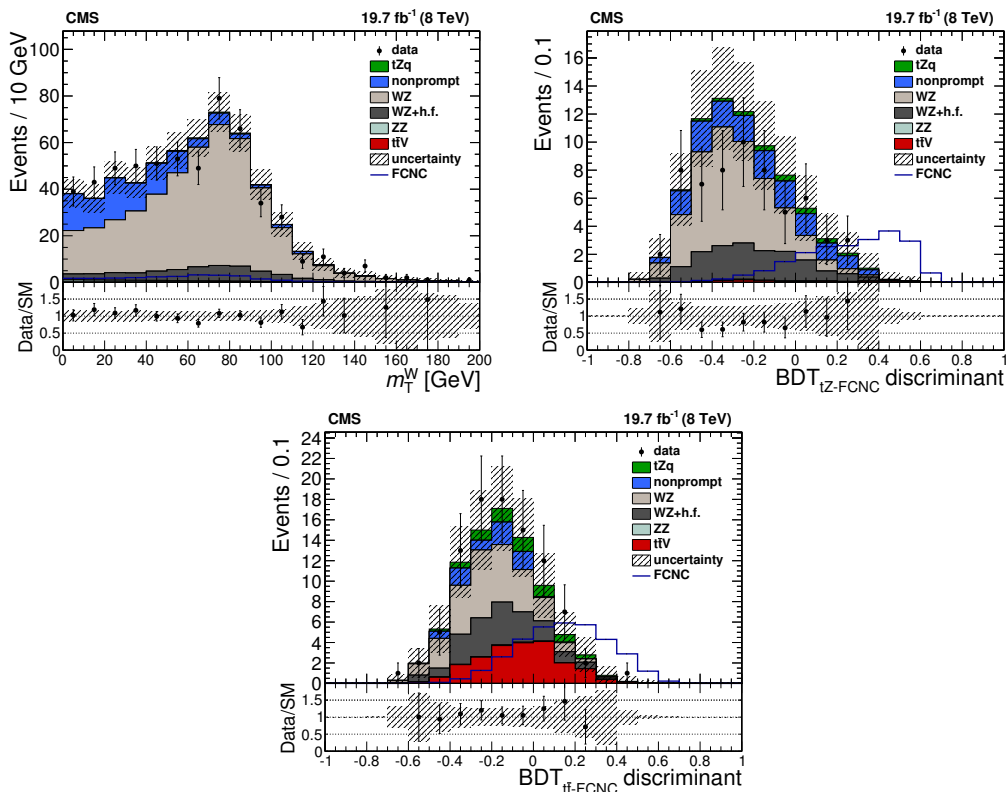


Figure 5. Data-to-prediction comparisons for the tZ -FCNC search after performing the fit for m_T^W distribution in the control region (top-left), and for the BDT responses in the single top quark ($BDT_{tZ-FCNC}$) (top-right), and for the $t\bar{t}$ ($BDT_{t\bar{t}-FCNC}$) (bottom), signal regions. An example of the predicted signal contribution for a value $\mathcal{B}(t \rightarrow Zu) = 0.1\%$ (FCNC) is shown for illustration. The four channels are combined. The lower panels show the ratio between observed and predicted yields, including the total uncertainty on the prediction.

The normalisation of the nonprompt lepton and WZ background is estimated by fitting the m_T^W distribution. The m_T^W distribution peaks around the W mass for a lepton and p_T^{miss} from a W boson decay, while for nonprompt lepton backgrounds it peaks close to zero and falls rapidly. This difference in shape allows a simultaneous estimation of the nonprompt lepton and the WZ backgrounds to be made. In the $ee\mu$ and $\mu\mu e$ final states, the same-flavour opposite-sign leptons are assumed to come from the Z boson, hence the remaining lepton (third lepton) is assumed to come from the W boson and is used to compute the transverse mass. For the eee and $\mu\mu\mu$ final states, both opposite sign combinations are considered. The normalised m_T^W distributions (templates) for events containing a nonprompt lepton are obtained by inverting the isolation criteria on the third lepton. The resulting event sample is expected to be dominated by DY events, although a small number of $t\bar{t}$ events are expected. The signal is extracted by performing a simultaneous binned maximum-likelihood fit to the distributions of the signal samples and the background-enriched control region, using the two different discriminators. The background-enriched control region helps to constrain the backgrounds in the signal sample by means of nui-

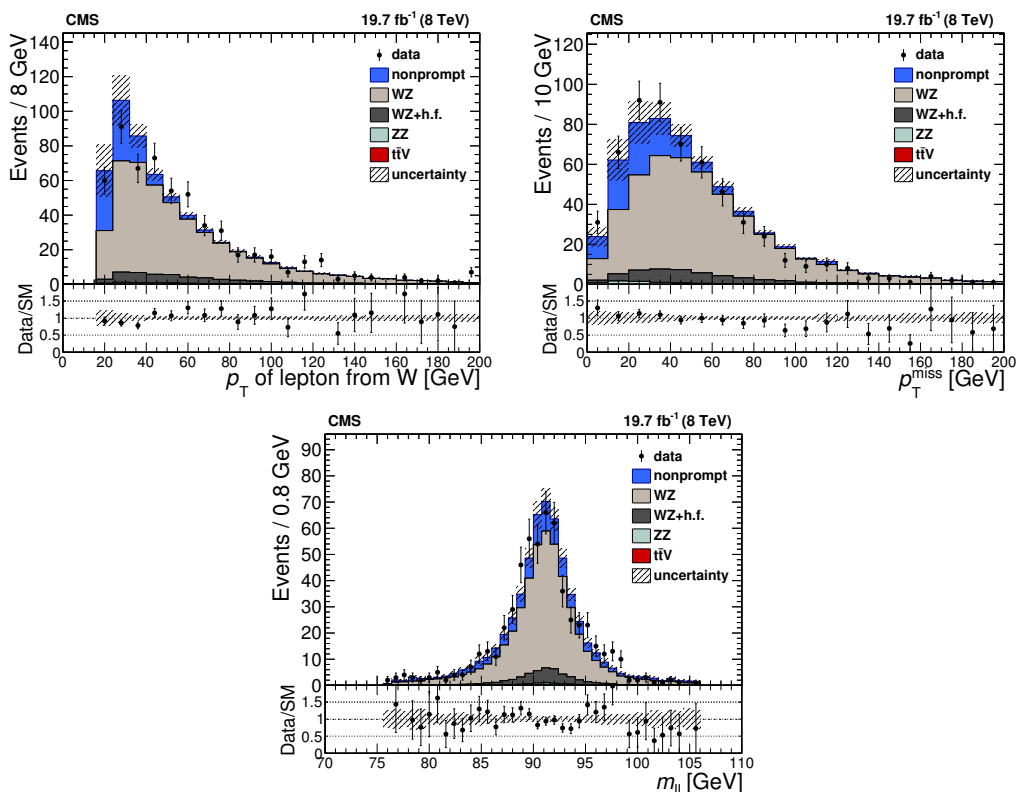


Figure 6. Data-to-prediction comparisons in the background-enriched samples, after applying background normalisation scaling factors as described in the text, of the p_T of the lepton from the W boson (top-left), p_T^{miss} (top-right), and $m_{\ell\ell}$ (bottom). The four channels are combined. The lower panels show the ratio between observed and predicted yields, including the total uncertainty on the prediction. The distributions shown here are for the tZ-FCNC search, where WZ + h.f. denotes WZ + heavy flavour.

sance parameters. A common fit is performed simultaneously for the four different final states (eee , $ee\mu$, $\mu\mu e$, and $\mu\mu\mu$). In order to validate the fit procedure, an additional fit is performed in the background-enriched region only and the background normalisations are extracted from this fit. These normalisations are used to compare the data to the predictions as shown in figure 6. Reasonable agreement in normalisation and shape between data and predictions is found, validating the background model.

7 Systematic uncertainties

Different sources of systematic uncertainty are considered. They can affect the number of events passing the selection, the shape of the BDT response, or both.

- **Luminosity measurement:** the integrated luminosity measurement is extracted using the pixel cluster counting method [67], with the corresponding uncertainty being $\pm 2.6\%$.

- **Pileup estimation:** the uncertainty in the average expected number of additional interactions per bunch crossing is $\pm 5\%$.
- **Lepton trigger, reconstruction, and identification efficiency:** to ensure that the efficiency of the dilepton triggers observed in data is properly reproduced, a set of data-to-simulation corrections is applied to all simulated events; likewise, an additional set of corrections (p_T - and η - dependent) is used to ensure that the efficiency for reconstructing and identifying leptons observed in the data is correctly reproduced in the simulation. The corrections are varied by their corresponding uncertainties, which amounts to about 4% per event for the trigger selection and 2% per event for the lepton selection. For the tZ -FCNC production the trigger selection is extended, which increases the acceptance and in turn leads to a reduction in the trigger uncertainty.
- **Jet energy scale (JES), jet energy resolution (JER), and missing transverse momentum:** in all simulated events, all the reconstructed jet four-momenta are simultaneously varied by the uncertainties associated with the jet energy scale and resolution. Changing the jet momenta in this fashion causes a corresponding change in the total momentum in the transverse plane, thus affecting p_T^{miss} as well. The contribution to p_T^{miss} that is not from particles identified as leptons or photons, or that are not clustered into jets is varied by $\pm 10\%$ [68].
- **b tagging:** the b tagging and misidentification efficiencies are estimated using control samples [69]. The resulting corrections are applied to all simulated samples to ensure that they reproduce the efficiencies in data. The corrections are varied by ± 1 standard deviation (σ).
- **Background normalisation:** the normalisation of the nonprompt lepton and WZ background processes are estimated from data while performing the final fit. The normalisation uncertainties in the backgrounds estimated from simulation are taken as 30%. The WZ + jets sample is split into two parts: WZ + light-flavour jets and WZ + heavy-flavour (b and c) jets. The normalisations of these two backgrounds, which are treated separately, are left free in the fit.
- **Z boson p_T :** uncertainty coming from the Z boson p_T reweighting is accounted for by not applying, or applying twice, the reweighting.
- **Physics process modelling:** the renormalisation and factorisation scales used in the WZ, tZ -SM and tZ -FCNC signal simulation, as well as for the $t\bar{t}Z$ simulated samples, are multiplied or divided by a factor of two, and the corresponding variations are considered as shape systematic uncertainties. The procedure used in PYTHIA to match the partons in the matrix-element calculation with those in the parton showering includes a number of scale thresholds. These are varied in the simulated WZ sample and the resulting variation is taken as the associated systematic uncertainty.
- **PDFs:** the nominal PDF sets used for the analyses described in this paper are quoted in section 4. In order to compute the corresponding uncertainty, simulated

events are reweighted by using the eigenvalues associated to each PDF set. The corresponding variations are summed in quadrature and the results are compared with the nominal prediction. Uncertainties estimated from different PDF sets are also compared and the largest uncertainty is taken.

- **Simulated sample size:** the statistical uncertainty arising from the limited size of the simulated samples is taken as a source of systematic uncertainty using the “Barlow-Beeston light” method [70].

The systematic sources, variation and type (shape/normalisation) are summarised in table 3. For a given source of systematic uncertainty there is 100% correlation between the 4 channels, except for the lepton misidentification where the $\mu\mu\mu$ and $ee\mu$ channels are 100% correlated and the $\mu\mu e$ and eee channels are 100% correlated, due to the isolation inversion of the lepton candidate from the W decay.

8 Results

The fit is performed on the BDT discriminant distributions in the signal samples, and on the m_T^W distributions in the background-enriched sample, for each of the four final states (eee , $ee\mu$, $\mu\mu e$, and $\mu\mu\mu$). This is implemented using the Theta program [71], with most of the systematic uncertainties treated as nuisance parameters. Prior to fitting, the templates for each background process are scaled to correspond to the predicted SM cross section, including all relevant corrections, and the integrated luminosity of the data sample used for the analysis. The systematic uncertainties discussed in section 7 are included in the fit. For each source of systematic uncertainty, u , a nuisance parameter, θ_u , is introduced. Systematic uncertainties can affect the rate of events and/or the shape of the template distribution. The data are used to constrain the nuisance parameters for all systematic uncertainties except for those related to the physics process modelling and PDF parameters. The significance is calculated using a Bayesian technique.

8.1 Search for tZq-SM production

By performing a simultaneous fit on the m_T^W distribution in the background-enriched sample and on the BDT outputs in the signal region, the number of events in excess of the background-only hypothesis is determined. This excess can then be compared to the SM expectation for tZq production in order to measure the cross section. The efficiency times acceptance for the BDT-based analysis is 0.10 for the inclusive cross section. The measured cross sections for the individual channels and the channels combined are shown in table 4. The combined measured signal tZq cross section is found to be 10_{-7}^{+8} fb and is consistent with the SM prediction of 8.2 fb with a theoretical uncertainty of less than 10%. For illustration, the data-to-prediction comparisons, including the post-fit uncertainties, are presented in figure 7 for the $|\eta|$ distribution of the leading jet not originating from the top quark decay ($\eta_{j'}$) in the control region and in the signal region. The corresponding observed and expected significances are 2.4 and 1.8 standard deviations, respectively, with the expected significance having a one standard deviation range of [0.4–2.7] at 68% CL. The

Systematic source	Variation	Type
Z+jets, $t\bar{t}$	$\pm 30\%$	norm.
Muon misidentification	floating in the fit	norm.
Electron misidentification	floating in the fit	norm.
Z p_T	$\pm 1\sigma$	shape
WZ+l jets norm.	floating in the fit	norm.
WZ+l jets matching	$\pm 1\sigma$	shape
WZ+l jets scale	$Q^2 \times 4, Q^2/4$	shape
WZ+hf jets norm.	floating in the fit	norm.
WZ+hf jets matching	$\pm 1\sigma$	shape
WZ+hf jets scale	$Q^2 \times 4, Q^2/4$	shape
tZq	$\pm 30\%$	norm.
tZq scale	$Q^2 \times 4, Q^2/4$	norm.+shape
ZZ	$\pm 30\%$	norm.
Single top	$\pm 30\%$	norm.
$t\bar{t}V$	$\pm 30\%$	norm.
Trigger	$\pm 1\sigma$	norm.
Lepton selection	$\pm 1\%$	norm.+shape
JES	$\pm 1\sigma(p_T, \eta)$	norm.+shape
JER	$\pm 1\sigma(p_T, \eta)$	norm.+shape
Uncertainty p_T^{miss}	$\pm 10\%$	norm.+shape
b tagging	$\pm 1\sigma(p_T, \eta)$	norm.+shape
Pileup	$\pm 1\sigma$	norm.+shape
PDF	$\pm 1\sigma$	norm.+shape
tZ-FCNC scale	$Q^2 \times 4, Q^2/4$	norm.+shape
Luminosity	$\pm 2.6\%$	norm.

Table 3. The systematic sources, variation and type, which represent how the uncertainty is treated in the likelihood fit.

Channel	Cross section (fb)
eee	0^{+9}
$ee\mu$	11^{+13}_{-10}
$\mu\mu e$	24^{+19}_{-16}
$\mu\mu\mu$	5^{+9}_{-5}
Combined fit	10^{+8}_{-7}

Table 4. The measured cross sections, together with their total uncertainties, for the individual channels and the channels combined for the BDT-based analysis.

observed signal exclusion limit on the tZq cross section is 21 fb at 95% CL. As a cross-check, the search for tZq-SM is also performed using a counting experiment. The main differences

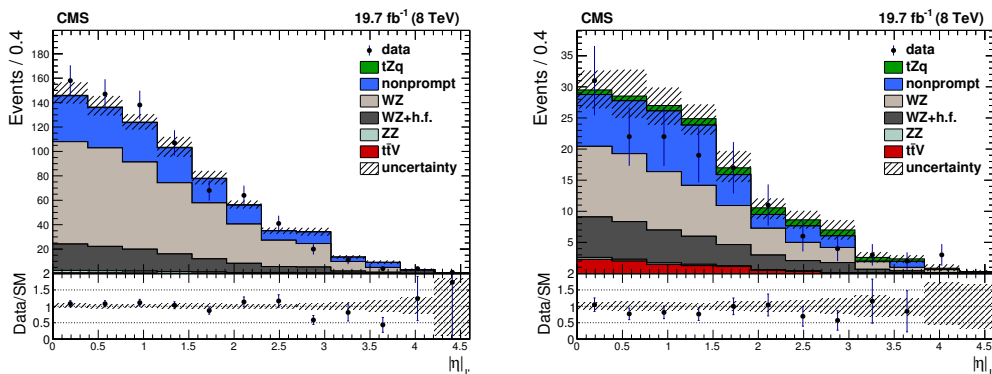


Figure 7. Data-to-prediction comparisons after performing the fit for the $|\eta|$ distribution of the recoiling jet in the control region (left), and the signal region (right). The four lepton channels are combined. The lower panels show the ratio between observed and predicted yields, including the total uncertainty on the prediction.

Channel	Cross section (fb)
eee	$29^{+32}_{-24}(\text{stat})^{+8}_{-7}(\text{syst})$
ee μ	$6^{+23}_{-6}(\text{stat})^{+4}_{-3}(\text{syst})$
$\mu\mu e$	$19^{+24}_{-18}(\text{stat})\pm 5(\text{syst})$
$\mu\mu\mu$	$20^{+19}_{-15}(\text{stat})^{+4}_{-3}(\text{syst})$
Combined fit	$18^{+11}_{-9}(\text{stat})\pm 4(\text{syst})$

Table 5. The measured cross sections for the individual channels and the channels combined for the counting analysis.

in the event selection compared to the BDT-based analysis are a tighter electron isolation requirement, $I_{\text{rel}} < 0.1$, and a tighter $m_{\ell\ell}$ selection $78 < m_{\ell\ell} < 102$ GeV. For this analysis, the WZ background is estimated by counting the number of events in a region enriched in WZ events, defined by inverting the b tagging requirements. Contamination of other subdominant processes is subtracted using the prediction of the simulation and a systematic uncertainty is estimated by varying their yields according to their respective uncertainties. Additional systematic uncertainties due to the WZ modelling are accounted for by considering renormalisation and factorisation scale variations as well as matching threshold variations. For the cross-check analysis the total expected number of events is 15.4 ± 0.5 , dominated by $t\bar{t}Z$ events (5.2 ± 0.3) and WZ events (3.6 ± 0.2). The contribution from ZZ, $t\bar{t}$, and DY events is 2.7 ± 0.3 , and the contribution from $t\bar{t}W$ events is 0.5 ± 0.02 . The expected number of signal events is 3.4 ± 0.1 . A total of 20 events passing all signal selections are observed in the data. The efficiency times acceptance for the counting experiment is 0.021 for the inclusive cross section. The measured cross sections for each channel, and the combination of channels, is calculated using the ROOSTATS package [72]. The results obtained are shown in table 5. The cross section is measured to be $18^{+11}_{-9}(\text{stat}) \pm 4(\text{syst})$ fb, in agreement with the SM prediction and with the BDT-based result. The corresponding

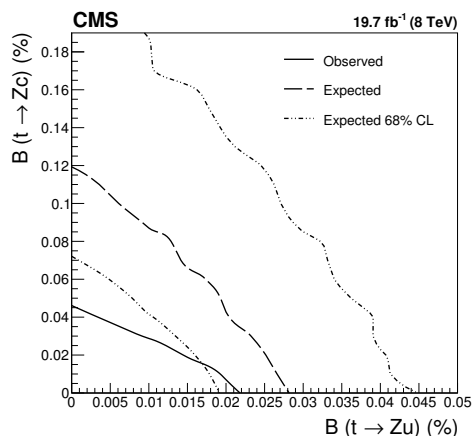


Figure 8. The expected and observed exclusion limits at 95% CL on $\mathcal{B}(t \rightarrow Zc)$ as a function of the limits on $\mathcal{B}(t \rightarrow Zu)$. The expected 68% CL is also shown.

Branching fraction	Expected	68% CL range	95% CL range	Observed
$\mathcal{B}(t \rightarrow Zu)$ (%)	0.027	0.018–0.042	0.014–0.065	0.022
$\mathcal{B}(t \rightarrow Zc)$ (%)	0.118	0.071–0.222	0.049–0.484	0.049

Table 6. Expected and observed 95% exclusion limits on the branching fraction of the tZ-FCNC couplings.

signal significance is observed to be 1.8 standard deviations, while the expected significance is 0.8 standard deviations, with a 68% CL range of [0 –1.59].

8.2 Search for tZ-FCNC production

To search for tZ-FCNC interactions, the single-top-quark-FCNC, $t\bar{t}$ -FCNC and background-enriched samples are combined in a single fit. The result of the fit is consistent with the SM-only hypothesis. Exclusion limits at 95% CL for tZ-FCNC are calculated by performing simultaneously the fit in the single-top-quark-FCNC-, $t\bar{t}$ -FCNC-, and WZ-enriched regions. The limits are calculated for different combinations of tZu and tZc anomalous couplings, as shown in figure 8. The independent exclusion limits are summarised in table 6 where the branching fraction of the coupling not under consideration is assumed to be zero. A more stringent limit is observed on the tZu couplings compared to the tZc couplings as a result of the larger cross section for tZ-FCNC in the tZu channel. The limits are $\mathcal{B}(t \rightarrow Zu) < 0.022\%$ and $\mathcal{B}(t \rightarrow Zc) < 0.049\%$, which improve the previous limits set by the CMS Collaboration [31] by about a factor of two.

9 Summary

A search for the associated production of a top quark and a Z boson, as predicted by the standard model was performed with the full CMS data set collected at 8 TeV, corresponding to an integrated luminosity of 19.7 fb^{-1} . An events yield compatible

with tZq standard model production is observed, and the corresponding cross section is measured to be 10_{-7}^{+8} fb. The corresponding observed and expected significances are 2.4 and 1.8 standard deviations, respectively. A search for tZ production produced via flavour-changing neutral current interactions, either in single-top-quark or $t\bar{t}$ production modes, was also performed. For this search the standard model tZq process was considered as a background. No evidence for tZ -FCNC interactions is found, and limits at 95% confidence level are set on the branching fraction for the decay of a top quark into a Z boson and a quark. The limits are $\mathcal{B}(t \rightarrow Zu) < 0.022\%$ and $\mathcal{B}(t \rightarrow Zc) < 0.049\%$, which improve the previous limits set by the CMS Collaboration by about a factor of two.

Acknowledgments

We congratulate our colleagues in the CERN accelerator departments for the excellent performance of the LHC and thank the technical and administrative staffs at CERN and at other CMS institutes for their contributions to the success of the CMS effort. In addition, we gratefully acknowledge the computing centres and personnel of the Worldwide LHC Computing Grid for delivering so effectively the computing infrastructure essential to our analyses. Finally, we acknowledge the enduring support for the construction and operation of the LHC and the CMS detector provided by the following funding agencies: the Austrian Federal Ministry of Science, Research and Economy and the Austrian Science Fund; the Belgian Fonds de la Recherche Scientifique, and Fonds voor Wetenschappelijk Onderzoek; the Brazilian Funding Agencies (CNPq, CAPES, FAPERJ, and FAPESP); the Bulgarian Ministry of Education and Science; CERN; the Chinese Academy of Sciences, Ministry of Science and Technology, and National Natural Science Foundation of China; the Colombian Funding Agency (COLCIENCIAS); the Croatian Ministry of Science, Education and Sport, and the Croatian Science Foundation; the Research Promotion Foundation, Cyprus; the Secretariat for Higher Education, Science, Technology and Innovation, Ecuador; the Ministry of Education and Research, Estonian Research Council via IUT23-4 and IUT23-6 and European Regional Development Fund, Estonia; the Academy of Finland, Finnish Ministry of Education and Culture, and Helsinki Institute of Physics; the Institut National de Physique Nucléaire et de Physique des Particules / CNRS, and Commissariat à l'Énergie Atomique et aux Énergies Alternatives / CEA, France; the Bundesministerium für Bildung und Forschung, Deutsche Forschungsgemeinschaft, and Helmholtz-Gemeinschaft Deutscher Forschungszentren, Germany; the General Secretariat for Research and Technology, Greece; the National Scientific Research Foundation, and National Innovation Office, Hungary; the Department of Atomic Energy and the Department of Science and Technology, India; the Institute for Studies in Theoretical Physics and Mathematics, Iran; the Science Foundation, Ireland; the Istituto Nazionale di Fisica Nucleare, Italy; the Ministry of Science, ICT and Future Planning, and National Research Foundation (NRF), Republic of Korea; the Lithuanian Academy of Sciences; the Ministry of Education, and University of Malaya (Malaysia); the Mexican Funding Agencies (BUAP, CINVESTAV, CONACYT, LNS, SEP, and UASLP-FAI); the Ministry of Business, Innovation and Employment, New Zealand; the Pakistan Atomic Energy Commission; the Ministry of Science and Higher Education

and the National Science Centre, Poland; the Fundação para a Ciência e a Tecnologia, Portugal; JINR, Dubna; the Ministry of Education and Science of the Russian Federation, the Federal Agency of Atomic Energy of the Russian Federation, Russian Academy of Sciences, the Russian Foundation for Basic Research and the Russian Competitiveness Program of NRNU ?MEPhI?; the Ministry of Education, Science and Technological Development of Serbia; the Secretaría de Estado de Investigación, Desarrollo e Innovación, Programa Consolider-Ingenio 2010, Plan de Ciencia, Tecnología e Innovación 2013-2017 del Principado de Asturias and Fondo Europeo de Desarrollo Regional, Spain; the Swiss Funding Agencies (ETH Board, ETH Zurich, PSI, SNF, UniZH, Canton Zurich, and SER); the Ministry of Science and Technology, Taipei; the Thailand Center of Excellence in Physics, the Institute for the Promotion of Teaching Science and Technology of Thailand, Special Task Force for Activating Research and the National Science and Technology Development Agency of Thailand; the Scientific and Technical Research Council of Turkey, and Turkish Atomic Energy Authority; the National Academy of Sciences of Ukraine, and State Fund for Fundamental Researches, Ukraine; the Science and Technology Facilities Council, U.K.; the U.S. Department of Energy, and the U.S. National Science Foundation.

Individuals have received support from the Marie-Curie programme and the European Research Council and EPLANET (European Union); the Leventis Foundation; the A. P. Sloan Foundation; the Alexander von Humboldt Foundation; the Belgian Federal Science Policy Office; the Fonds pour la Formation à la Recherche dans l'Industrie et dans l'Agriculture (FRIA-Belgium); the Agentschap voor Innovatie door Wetenschap en Technologie (IWT-Belgium); the Ministry of Education, Youth and Sports (MEYS) of the Czech Republic; the Council of Science and Industrial Research, India; the HOMING PLUS programme of the Foundation for Polish Science, cofinanced from European Union, Regional Development Fund, the Mobility Plus programme of the Ministry of Science and Higher Education, the National Science Center (Poland), contracts Harmonia 2014/14/M/ST2/00428, Opus 2014/13/B/ST2/02543, 2014/15/B/ST2/03998, and 2015/19/B/ST2/02861, Sonata-bis 2012/07/E/ST2/01406; the National Priorities Research Program by Qatar National Research Fund; the Programa Clarín-COFUND del Principado de Asturias; the Thalís and Aristeia programmes cofinanced by EU-ESF and the Greek NSRF; the Rachadapisek Sompot Fund for Postdoctoral Fellowship, Chulalongkorn University and the Chulalongkorn Academic into Its 2nd Century Project Advancement Project (Thailand); and the Welch Foundation, contract C-1845.

Open Access. This article is distributed under the terms of the Creative Commons Attribution License ([CC-BY 4.0](https://creativecommons.org/licenses/by/4.0/)), which permits any use, distribution and reproduction in any medium, provided the original author(s) and source are credited.

References

- [1] CDF collaboration, F. Abe et al., *Observation of top quark production in $\bar{p}p$ collisions*, *Phys. Rev. Lett.* **74** (1995) 2626 [[hep-ex/9503002](#)] [[INSPIRE](#)].
- [2] D0 collaboration, S. Abachi et al., *Observation of the top quark*, *Phys. Rev. Lett.* **74** (1995) 2632 [[hep-ex/9503003](#)] [[INSPIRE](#)].

- [3] CMS collaboration, *Measurement of the t -channel single top quark production cross section in pp collisions at $\sqrt{s} = 7$ TeV*, *Phys. Rev. Lett.* **107** (2011) 091802 [[arXiv:1106.3052](#)] [[INSPIRE](#)].
- [4] CMS collaboration, *Measurement of the single-top-quark t -channel cross section in pp collisions at $\sqrt{s} = 7$ TeV*, *JHEP* **12** (2012) 035 [[arXiv:1209.4533](#)] [[INSPIRE](#)].
- [5] CMS collaboration, *Measurement of the t -channel single-top-quark production cross section and of the $|V_{tb}|$ CKM matrix element in pp collisions at $\sqrt{s} = 8$ TeV*, *JHEP* **06** (2014) 090 [[arXiv:1403.7366](#)] [[INSPIRE](#)].
- [6] ATLAS collaboration, *Comprehensive measurements of t -channel single top-quark production cross sections at $\sqrt{s} = 7$ TeV with the ATLAS detector*, *Phys. Rev. D* **90** (2014) 112006 [[arXiv:1406.7844](#)] [[INSPIRE](#)].
- [7] CMS collaboration, *Observation of the associated production of a single top quark and a W boson in pp collisions at $\sqrt{s} = 8$ TeV*, *Phys. Rev. Lett.* **112** (2014) 231802 [[arXiv:1401.2942](#)] [[INSPIRE](#)].
- [8] ATLAS collaboration, *Measurement of the production cross-section of a single top quark in association with a W boson at 8 TeV with the ATLAS experiment*, *JHEP* **01** (2016) 064 [[arXiv:1510.03752](#)] [[INSPIRE](#)].
- [9] ATLAS collaboration, *Evidence for single top-quark production in the s -channel in proton-proton collisions at $\sqrt{s} = 8$ TeV with the ATLAS detector using the matrix element method*, *Phys. Lett. B* **756** (2016) 228 [[arXiv:1511.05980](#)] [[INSPIRE](#)].
- [10] CMS collaboration, *Search for s channel single top quark production in pp collisions at $\sqrt{s} = 7$ and 8 TeV*, *JHEP* **09** (2016) 027 [[arXiv:1603.02555](#)] [[INSPIRE](#)].
- [11] J. Campbell, R.K. Ellis and R. Röntsch, *Single top production in association with a Z boson at the LHC*, *Phys. Rev. D* **87** (2013) 114006 [[arXiv:1302.3856](#)] [[INSPIRE](#)].
- [12] J. Pumplin, D.R. Stump, J. Huston, H.L. Lai, P.M. Nadolsky and W.K. Tung, *New generation of parton distributions with uncertainties from global QCD analysis*, *JHEP* **07** (2002) 012 [[hep-ph/0201195](#)] [[INSPIRE](#)].
- [13] J. Alwall et al., *The automated computation of tree-level and next-to-leading order differential cross sections and their matching to parton shower simulations*, *JHEP* **07** (2014) 079 [[arXiv:1405.0301](#)] [[INSPIRE](#)].
- [14] R.D. Ball et al., *Parton distributions with LHC data*, *Nucl. Phys. B* **867** (2013) 244 [[arXiv:1207.1303](#)] [[INSPIRE](#)].
- [15] ATLAS collaboration, *Measurement of the $t\bar{t}W$ and $t\bar{t}Z$ production cross sections in pp collisions at $\sqrt{s} = 8$ TeV with the ATLAS detector*, *JHEP* **11** (2015) 172 [[arXiv:1509.05276](#)] [[INSPIRE](#)].
- [16] CMS collaboration, *Observation of top quark pairs produced in association with a vector boson in pp collisions at $\sqrt{s} = 8$ TeV*, *JHEP* **01** (2016) 096 [[arXiv:1510.01131](#)] [[INSPIRE](#)].
- [17] CMS collaboration, *Measurement of top quark-antiquark pair production in association with a W or Z boson in pp collisions at $\sqrt{s} = 8$ TeV*, *Eur. Phys. J. C* **74** (2014) 3060 [[arXiv:1406.7830](#)] [[INSPIRE](#)].
- [18] ATLAS collaboration, *Measurement of the $t\bar{t}Z$ and $t\bar{t}W$ production cross sections in multilepton final states using 3.2fb^{-1} of pp collisions at $\sqrt{s} = 13$ TeV with the ATLAS detector*, *Eur. Phys. J. C* **77** (2017) 40 [[arXiv:1609.01599](#)] [[INSPIRE](#)].

- [19] S.L. Glashow, J. Iliopoulos and L. Maiani, *Weak interactions with lepton-hadron symmetry*, *Phys. Rev. D* **2** (1970) 1285 [INSPIRE].
- [20] J.M. Yang, B.-L. Young and X. Zhang, *Flavor changing top quark decays in R-parity violating SUSY*, *Phys. Rev. D* **58** (1998) 055001 [hep-ph/9705341] [INSPIRE].
- [21] G.-R. Lu, F.-R. Yin, X.-L. Wang and L.-D. Wan, *The rare top quark decays $t \rightarrow cV$ in the topcolor assisted technicolor model*, *Phys. Rev. D* **68** (2003) 015002 [hep-ph/0303122] [INSPIRE].
- [22] J.A. Aguilar-Saavedra, *Effects of mixing with quark singlets*, *Phys. Rev. D* **67** (2003) 035003 [Erratum *ibid.* **D 69** (2004) 099901] [hep-ph/0210112] [INSPIRE].
- [23] J.A. Aguilar-Saavedra, *Top flavor-changing neutral interactions: theoretical expectations and experimental detection*, *Acta Phys. Polon. B* **35** (2004) 2695 [hep-ph/0409342] [INSPIRE].
- [24] F. del Aguila, J.A. Aguilar-Saavedra and L. Ametller, *Zt and γt production via top flavor changing neutral couplings at the Fermilab Tevatron*, *Phys. Lett. B* **462** (1999) 310 [hep-ph/9906462] [INSPIRE].
- [25] J.-L. Agram, J. Andrea, E. Conte, B. Fuks, D. Gelé and P. Lansonneur, *Probing top anomalous couplings at the LHC with trilepton signatures in the single top mode*, *Phys. Lett. B* **725** (2013) 123 [arXiv:1304.5551] [INSPIRE].
- [26] CDF collaboration, T. Aaltonen et al., *Search for the flavor changing neutral current decay $t \rightarrow Zq$ in $p\bar{p}$ collisions at $\sqrt{s} = 1.96$ TeV*, *Phys. Rev. Lett.* **101** (2008) 192002 [arXiv:0805.2109] [INSPIRE].
- [27] D0 collaboration, V.M. Abazov et al., *Search for flavor changing neutral currents via quark-gluon couplings in single top quark production using 2.3 fb^{-1} of $p\bar{p}$ collisions*, *Phys. Lett. B* **693** (2010) 81 [arXiv:1006.3575] [INSPIRE].
- [28] ATLAS collaboration, *Search for single top-quark production via flavour-changing neutral currents at 8 TeV with the ATLAS detector*, *Eur. Phys. J. C* **76** (2016) 55 [arXiv:1509.00294] [INSPIRE].
- [29] CMS collaboration, *Search for anomalous single top quark production in association with a photon in pp collisions at $\sqrt{s} = 8$ TeV*, *JHEP* **04** (2016) 035 [arXiv:1511.03951] [INSPIRE].
- [30] ATLAS collaboration, *Search for flavour-changing neutral current top-quark decays to qZ in pp collision data collected with the ATLAS detector at $\sqrt{s} = 8$ TeV*, *Eur. Phys. J. C* **76** (2016) 12 [arXiv:1508.05796] [INSPIRE].
- [31] CMS collaboration, *Search for flavor-changing neutral currents in top-quark decays $t \rightarrow Zq$ in pp collisions at $\sqrt{s} = 8$ TeV*, *Phys. Rev. Lett.* **112** (2014) 171802 [arXiv:1312.4194] [INSPIRE].
- [32] G. Durieux, F. Maltoni and C. Zhang, *Global approach to top-quark flavor-changing interactions*, *Phys. Rev. D* **91** (2015) 074017 [arXiv:1412.7166] [INSPIRE].
- [33] CMS collaboration, *Performance of electron reconstruction and selection with the CMS detector in proton-proton collisions at $\sqrt{s} = 8$ TeV*, *2015 JINST* **10** P06005 [arXiv:1502.02701] [INSPIRE].
- [34] CMS collaboration, *Performance of CMS muon reconstruction in pp collision events at $\sqrt{s} = 7$ TeV*, *2012 JINST* **7** P10002 [arXiv:1206.4071] [INSPIRE].

- [35] CMS collaboration, *The performance of the CMS muon detector in proton-proton collisions at $\sqrt{s} = 7$ TeV at the LHC*, **2013 JINST** **8** P11002 [[arXiv:1306.6905](#)] [[INSPIRE](#)].
- [36] CMS collaboration, *The CMS trigger system*, **2017 JINST** **12** P01020 [[arXiv:1609.02366](#)] [[INSPIRE](#)].
- [37] CMS collaboration, *The CMS experiment at the CERN LHC*, **2008 JINST** **3** S08004 [[INSPIRE](#)].
- [38] T. Sjöstrand et al., *An introduction to PYTHIA 8.2*, *Comput. Phys. Commun.* **191** (2015) 159 [[arXiv:1410.3012](#)] [[INSPIRE](#)].
- [39] T. Sjöstrand, S. Mrenna and P.Z. Skands, *PYTHIA 6.4 physics and manual*, *JHEP* **05** (2006) 026 [[hep-ph/0603175](#)] [[INSPIRE](#)].
- [40] E. Re, *Single-top Wt -channel production matched with parton showers using the POWHEG method*, *Eur. Phys. J. C* **71** (2011) 1547 [[arXiv:1009.2450](#)] [[INSPIRE](#)].
- [41] S. Alioli, P. Nason, C. Oleari and E. Re, *A general framework for implementing NLO calculations in shower Monte Carlo programs: the POWHEG BOX*, *JHEP* **06** (2010) 043 [[arXiv:1002.2581](#)] [[INSPIRE](#)].
- [42] S. Alioli, P. Nason, C. Oleari and E. Re, *NLO single-top production matched with shower in POWHEG: s - and t -channel contributions*, *JHEP* **09** (2009) 111 [*Erratum ibid.* **02** (2010) 011] [[arXiv:0907.4076](#)] [[INSPIRE](#)].
- [43] S. Frixione, P. Nason and C. Oleari, *Matching NLO QCD computations with parton shower simulations: the POWHEG method*, *JHEP* **11** (2007) 070 [[arXiv:0709.2092](#)] [[INSPIRE](#)].
- [44] A. Alloul, N.D. Christensen, C. Degrande, C. Duhr and B. Fuks, *FeynRules 2.0 — a complete toolbox for tree-level phenomenology*, *Comput. Phys. Commun.* **185** (2014) 2250 [[arXiv:1310.1921](#)] [[INSPIRE](#)].
- [45] C. Degrande, C. Duhr, B. Fuks, D. Grellscheid, O. Mattelaer and T. Reiter, *UFO — the Universal FeynRules Output*, *Comput. Phys. Commun.* **183** (2012) 1201 [[arXiv:1108.2040](#)] [[INSPIRE](#)].
- [46] M. Guzzi, P. Nadolsky, E. Berger, H.-L. Lai, F. Olness and C.P. Yuan, *CT10 parton distributions and other developments in the global QCD analysis*, [arXiv:1101.0561](#) [[INSPIRE](#)].
- [47] CMS collaboration, *Study of the underlying event at forward rapidity in pp collisions at $\sqrt{s} = 0.9, 2.76$ and 7 TeV*, *JHEP* **04** (2013) 072 [[arXiv:1302.2394](#)] [[INSPIRE](#)].
- [48] CMS collaboration, *Event generator tunes obtained from underlying event and multiparton scattering measurements*, *Eur. Phys. J. C* **76** (2016) 155 [[arXiv:1512.00815](#)] [[INSPIRE](#)].
- [49] M. Czakon and A. Mitov, *Top++: a program for the calculation of the top-pair cross-section at hadron colliders*, *Comput. Phys. Commun.* **185** (2014) 2930 [[arXiv:1112.5675](#)] [[INSPIRE](#)].
- [50] K. Melnikov and F. Petriello, *Electroweak gauge boson production at hadron colliders through $O(\alpha_s^2)$* , *Phys. Rev. D* **74** (2006) 114017 [[hep-ph/0609070](#)] [[INSPIRE](#)].
- [51] N. Kidonakis, *Two-loop soft anomalous dimensions for single top quark associated production with a W^- or H^-* , *Phys. Rev. D* **82** (2010) 054018 [[arXiv:1005.4451](#)] [[INSPIRE](#)].
- [52] J.M. Campbell, R.K. Ellis and C. Williams, *Vector boson pair production at the LHC*, *JHEP* **07** (2011) 018 [[arXiv:1105.0020](#)] [[INSPIRE](#)].

- [53] J.M. Campbell and R.K. Ellis, $t\bar{t}W^\pm$ production and decay at NLO, *JHEP* **07** (2012) 052 [[arXiv:1204.5678](#)] [[INSPIRE](#)].
- [54] M.V. Garzelli, A. Kardos, C.G. Papadopoulos and Z. Trócsányi, $t\bar{t}W^\pm$ and $t\bar{t}Z$ hadroproduction at NLO accuracy in QCD with parton shower and hadronization effects, *JHEP* **11** (2012) 056 [[arXiv:1208.2665](#)] [[INSPIRE](#)].
- [55] GEANT4 collaboration, S. Agostinelli et al., *GEANT4 — a simulation toolkit*, *Nucl. Instrum. Meth. A* **506** (2003) 250 [[INSPIRE](#)].
- [56] A. Giammanco, *The fast simulation of the CMS experiment*, *J. Phys. Conf. Ser.* **513** (2014) 022012 [[INSPIRE](#)].
- [57] CMS collaboration, *Particle-flow event reconstruction in CMS and performance for jets, taus and MET*, *CMS-PAS-PFT-09-001*, CERN, Geneva Switzerland, (2009).
- [58] CMS collaboration, *Commissioning of the particle-flow event reconstruction with the first LHC collisions recorded in the CMS detector*, *CMS-PAS-PFT-10-001*, CERN, Geneva Switzerland, (2010).
- [59] CMS collaboration, A. Perloff, *Pileup measurement and mitigation techniques in CMS*, *J. Phys. Conf. Ser.* **404** (2012) 012045 [[INSPIRE](#)].
- [60] CMS collaboration, *Measurement of inclusive W and Z boson production cross sections in pp collisions at $\sqrt{s} = 8$ TeV*, *Phys. Rev. Lett.* **112** (2014) 191802 [[arXiv:1402.0923](#)] [[INSPIRE](#)].
- [61] M. Cacciari, G.P. Salam and G. Soyez, *The anti- k_t jet clustering algorithm*, *JHEP* **04** (2008) 063 [[arXiv:0802.1189](#)] [[INSPIRE](#)].
- [62] M. Cacciari, G.P. Salam and G. Soyez, *FastJet user manual*, *Eur. Phys. J. C* **72** (2012) 1896 [[arXiv:1111.6097](#)] [[INSPIRE](#)].
- [63] CMS collaboration, *Jet energy scale and resolution in the CMS experiment in pp collisions at 8 TeV*, 2017 *JINST* **12** P02014 [[arXiv:1607.03663](#)] [[INSPIRE](#)].
- [64] CMS collaboration, *Performance of b tagging at $\sqrt{s} = 8$ TeV in multijet, $t\bar{t}$ and boosted topology events*, *CMS-PAS-BTV-13-001*, CERN, Geneva Switzerland, (2013).
- [65] L. Breiman, J. Friedman, C.J. Stone and R.A. Olshen, *Classification and regression trees*, Chapman & Hall, New York U.S.A., (1984) [[INSPIRE](#)].
- [66] A. Höcker et al., *TMVA — toolkit for multivariate data analysis*, *PoS(ACAT)040* [[physics/0703039](#)] [[INSPIRE](#)].
- [67] CMS collaboration, *CMS luminosity based on pixel cluster counting — summer 2013 update*, *CMS-PAS-LUM-13-001*, CERN, Geneva Switzerland, (2013).
- [68] CMS collaboration, *Determination of jet energy calibration and transverse momentum resolution in CMS*, 2011 *JINST* **6** P11002 [[arXiv:1107.4277](#)] [[INSPIRE](#)].
- [69] CMS collaboration, *Identification of b-quark jets with the CMS experiment*, 2013 *JINST* **8** P04013 [[arXiv:1211.4462](#)] [[INSPIRE](#)].
- [70] R.J. Barlow and C. Beeston, *Fitting using finite Monte Carlo samples*, *Comput. Phys. Commun.* **77** (1993) 219 [[INSPIRE](#)].
- [71] T. Muller, J. Ott and J. Wagner-Kuhr, *Theta — a framework for template-based statistical modeling and inference*, IEKP-KA-CMS/2012-1, (2012).
- [72] L. Moneta et al., *The RooStats project*, *PoS(ACAT2010)057* [[arXiv:1009.1003](#)] [[INSPIRE](#)].

The CMS collaboration

Yerevan Physics Institute, Yerevan, Armenia

A.M. Sirunyan, A. Tumasyan

Institut für Hochenergiephysik, Wien, Austria

W. Adam, E. Asilar, T. Bergauer, J. Brandstetter, E. Brondolin, M. Dragicevic, J. Erö, M. Flechl, M. Friedl, R. Frühwirth¹, V.M. Ghete, C. Hartl, N. Hörmann, J. Hrubec, M. Jeitler¹, A. König, I. Krätschmer, D. Liko, T. Matsushita, I. Mikulec, D. Rabady, N. Rad, B. Rahbaran, H. Rohringer, J. Schieck¹, J. Strauss, W. Waltenberger, C.-E. Wulz¹

Institute for Nuclear Problems, Minsk, Belarus

O. Dvornikov, V. Makarenko, V. Mossolov, J. Suarez Gonzalez, V. Zykunov

National Centre for Particle and High Energy Physics, Minsk, Belarus

N. Shumeiko

Universiteit Antwerpen, Antwerpen, Belgium

S. Alderweireldt, E.A. De Wolf, X. Janssen, J. Lauwers, M. Van De Klundert, H. Van Haevermaet, P. Van Mechelen, N. Van Remortel, A. Van Spilbeeck

Vrije Universiteit Brussel, Brussel, Belgium

S. Abu Zeid, F. Blekman, J. D'Hondt, N. Daci, I. De Bruyn, K. Deroover, S. Lowette, S. Moortgat, L. Moreels, A. Olbrechts, Q. Python, K. Skovpen, S. Tavernier, W. Van Doninck, P. Van Mulders, I. Van Parijs

Université Libre de Bruxelles, Bruxelles, Belgium

H. Brun, B. Clerbaux, G. De Lentdecker, H. Delannoy, G. Fasanella, L. Favart, R. Goldouzian, A. Grebenyuk, G. Karapostoli, T. Lenzi, A. Léonard, J. Luetic, T. Maerschalk, A. Marinov, A. Randle-conde, T. Seva, C. Vander Velde, P. Vanlaer, D. Vannerom, R. Yonamine, F. Zenoni, F. Zhang²

Ghent University, Ghent, Belgium

A. Cimmino, T. Cornelis, D. Dobur, A. Fagot, M. Gul, I. Khvastunov, D. Poyraz, S. Salva, R. Schöfbeck, M. Tytgat, W. Van Driessche, E. Yazgan, N. Zaganidis

Université Catholique de Louvain, Louvain-la-Neuve, Belgium

H. Bakhshiansohi, C. Beluffi³, O. Bondu, S. Brochet, G. Bruno, A. Caudron, S. De Visscher, C. Delaere, M. Delcourt, B. Francois, A. Giammanco, A. Jafari, M. Komm, G. Krintiras, V. Lemaitre, A. Magitteri, A. Mertens, M. Musich, K. Piotrkowski, L. Quertenmont, M. Selvaggi, M. Vidal Marono, S. Wertz

Université de Mons, Mons, Belgium

N. Bely

Centro Brasileiro de Pesquisas Físicas, Rio de Janeiro, Brazil

W.L. Aldá Júnior, F.L. Alves, G.A. Alves, L. Brito, C. Hensel, A. Moraes, M.E. Pol, P. Rebello Teles

Universidade do Estado do Rio de Janeiro, Rio de Janeiro, Brazil

E. Belchior Batista Das Chagas, W. Carvalho, J. Chinellato⁴, A. Custódio, E.M. Da Costa, G.G. Da Silveira⁵, D. De Jesus Damiao, C. De Oliveira Martins, S. Fonseca De Souza, L.M. Huertas Guativa, H. Malbouisson, D. Matos Figueiredo, C. Mora Herrera, L. Mundim, H. Nogima, W.L. Prado Da Silva, A. Santoro, A. Sznajder, E.J. Tonelli Manganote⁴, A. Vilela Pereira

Universidade Estadual Paulista ^a, Universidade Federal do ABC ^b, São Paulo, Brazil

S. Ahuja^a, C.A. Bernardes^a, S. Dogra^a, T.R. Fernandez Perez Tomei^a, E.M. Gregores^b, P.G. Mercadante^b, C.S. Moon^a, S.F. Novaes^a, Sandra S. Padula^a, D. Romero Abad^b, J.C. Ruiz Vargas^a

Institute for Nuclear Research and Nuclear Energy, Sofia, Bulgaria

A. Aleksandrov, R. Hadjiiska, P. Iaydjiev, M. Rodozov, S. Stoykova, G. Sultanov, M. Vutova

University of Sofia, Sofia, Bulgaria

A. Dimitrov, I. Glushkov, L. Litov, B. Pavlov, P. Petkov

Beihang University, Beijing, China

W. Fang⁶

Institute of High Energy Physics, Beijing, China

M. Ahmad, J.G. Bian, G.M. Chen, H.S. Chen, M. Chen, Y. Chen⁷, T. Cheng, C.H. Jiang, D. Leggat, Z. Liu, F. Romeo, M. Ruan, S.M. Shaheen, A. Spiezia, J. Tao, C. Wang, Z. Wang, H. Zhang, J. Zhao

State Key Laboratory of Nuclear Physics and Technology, Peking University, Beijing, China

Y. Ban, G. Chen, Q. Li, S. Liu, Y. Mao, S.J. Qian, D. Wang, Z. Xu

Universidad de Los Andes, Bogota, Colombia

C. Avila, A. Cabrera, L.F. Chaparro Sierra, C. Florez, J.P. Gomez, C.F. González Hernández, J.D. Ruiz Alvarez, J.C. Sanabria

University of Split, Faculty of Electrical Engineering, Mechanical Engineering and Naval Architecture, Split, Croatia

N. Godinovic, D. Lelas, I. Puljak, P.M. Ribeiro Cipriano, T. Sculac

University of Split, Faculty of Science, Split, Croatia

Z. Antunovic, M. Kovac

Institute Rudjer Boskovic, Zagreb, Croatia

V. Brigljevic, D. Ferencek, K. Kadija, B. Mesic, T. Susa

University of Cyprus, Nicosia, Cyprus

A. Attikis, G. Mavromanolakis, J. Mousa, C. Nicolaou, F. Ptochos, P.A. Razis, H. Rykaczewski, D. Tsiakkouri

Charles University, Prague, Czech Republic

M. Finger⁸, M. Finger Jr.⁸

Universidad San Francisco de Quito, Quito, Ecuador

E. Carrera Jarrin

**Academy of Scientific Research and Technology of the Arab Republic of Egypt,
Egyptian Network of High Energy Physics, Cairo, Egypt**

A. Ellithi Kamel⁹, M.A. Mahmoud^{10,11}, A. Radi^{11,12}

National Institute of Chemical Physics and Biophysics, Tallinn, Estonia

M. Kadastik, L. Perrini, M. Raidal, A. Tiko, C. Veelken

Department of Physics, University of Helsinki, Helsinki, Finland

P. Eerola, J. Pekkanen, M. Voutilainen

Helsinki Institute of Physics, Helsinki, Finland

J. Härkönen, T. Järvinen, V. Karimäki, R. Kinnunen, T. Lampén, K. Lassila-Perini,
S. Lehti, T. Lindén, P. Luukka, J. Tuominiemi, E. Tuovinen, L. Wendland

Lappeenranta University of Technology, Lappeenranta, Finland

J. Talvitie, T. Tuuva

IRFU, CEA, Université Paris-Saclay, Gif-sur-Yvette, France

M. Besancon, F. Couderc, M. Dejardin, D. Denegri, B. Fabbro, J.L. Faure, C. Favaro,
F. Ferri, S. Ganjour, S. Ghosh, A. Givernaud, P. Gras, G. Hamel de Monchenault, P. Jarry,
I. Kucher, E. Locci, M. Machet, J. Malcles, J. Rander, A. Rosowsky, M. Titov

**Laboratoire Leprince-Ringuet, Ecole Polytechnique, IN2P3-CNRS, Palaiseau,
France**

A. Abdulsalam, I. Antropov, S. Baffioni, F. Beaudette, P. Busson, L. Cadamuro,
E. Chapon, C. Charlot, O. Davignon, R. Granier de Cassagnac, M. Jo, S. Lisniak, P. Miné,
M. Nguyen, C. Ochando, G. Ortona, P. Paganini, P. Pigard, S. Regnard, R. Salerno,
Y. Sirois, T. Strebler, Y. Yilmaz, A. Zabi, A. Zghiche

**Institut Pluridisciplinaire Hubert Curien (IPHC), Université de Strasbourg,
CNRS-IN2P3**

J.-L. Agram¹³, J. Andrea, A. Aubin, D. Bloch, J.-M. Brom, M. Buttignol, E.C. Chabert,
N. Chanon, C. Collard, E. Conte¹³, X. Coubez, J.-C. Fontaine¹³, D. Gelé, U. Goerlach,
A.-C. Le Bihan, P. Van Hove

**Centre de Calcul de l'Institut National de Physique Nucleaire et de Physique
des Particules, CNRS/IN2P3, Villeurbanne, France**

S. Gadrat

**Université de Lyon, Université Claude Bernard Lyon 1, CNRS-IN2P3, Institut
de Physique Nucléaire de Lyon, Villeurbanne, France**

S. Beauceron, C. Bernet, G. Boudoul, C.A. Carrillo Montoya, R. Chierici, D. Contardo,
B. Courbon, P. Depasse, H. El Mamouni, J. Fay, S. Gascon, M. Gouzevitch, G. Grenier,

B. Ille, F. Lagarde, I.B. Laktineh, M. Lethuillier, L. Mirabito, A.L. Pequegnot, S. Perries, A. Popov¹⁴, D. Sabes, V. Sordini, M. Vander Donckt, P. Verdier, S. Viret

Georgian Technical University, Tbilisi, Georgia

T. Toriashvili¹⁵

Tbilisi State University, Tbilisi, Georgia

Z. Tsamalaidze⁸

RWTH Aachen University, I. Physikalisches Institut, Aachen, Germany

C. Autermann, S. Beranek, L. Feld, M.K. Kiesel, K. Klein, M. Lipinski, M. Preuten, C. Schomakers, J. Schulz, T. Verlage

RWTH Aachen University, III. Physikalisches Institut A, Aachen, Germany

A. Albert, M. Brodski, E. Dietz-Laursonn, D. Duchardt, M. Endres, M. Erdmann, S. Erdweg, T. Esch, R. Fischer, A. Güth, M. Hamer, T. Hebbeker, C. Heidemann, K. Hoepfner, S. Knutzen, M. Merschmeyer, A. Meyer, P. Millet, S. Mukherjee, M. Olschewski, K. Padeken, T. Pook, M. Radziej, H. Reithler, M. Rieger, F. Scheuch, L. Sonnenschein, D. Teysier, S. Thüer

RWTH Aachen University, III. Physikalisches Institut B, Aachen, Germany

V. Cherepanov, G. Flügge, B. Kargoll, T. Kress, A. Künsken, J. Lingemann, T. Müller, A. Nehr Korn, A. Nowack, C. Pistone, O. Pooth, A. Stahl¹⁶

Deutsches Elektronen-Synchrotron, Hamburg, Germany

M. Aldaya Martin, T. Arndt, C. Asawatangtrakuldee, K. Beernaert, O. Behnke, U. Behrens, A.A. Bin Anuar, K. Borras¹⁷, A. Campbell, P. Connor, C. Contreras-Campana, F. Costanza, C. Diez Pardos, G. Dolinska, G. Eckerlin, D. Eckstein, T. Eichhorn, E. Eren, E. Gallo¹⁸, J. Garay Garcia, A. Geiser, A. Gizhko, J.M. Grados Luyando, A. Grohsjean, P. Gunnellini, A. Harb, J. Hauk, M. Hempel¹⁹, H. Jung, A. Kalogeropoulos, O. Karacheban¹⁹, M. Kasemann, J. Keaveney, C. Kleinwort, I. Korol, D. Krücker, W. Lange, A. Lelek, T. Lenz, J. Leonard, K. Lipka, A. Lobanov, W. Lohmann¹⁹, R. Mankel, I.-A. Melzer-Pellmann, A.B. Meyer, G. Mittag, J. Mnich, A. Mussgiller, D. Pitzl, R. Placakyte, A. Raspereza, B. Roland, M.Ö. Sahin, P. Saxena, T. Schoerner-Sadenius, C. Seitz, S. Spannagel, N. Stefaniuk, G.P. Van Onsem, R. Walsh, C. Wissing

University of Hamburg, Hamburg, Germany

V. Blobel, M. Centis Vignali, A.R. Draeger, T. Dreyer, E. Garutti, D. Gonzalez, J. Haller, M. Hoffmann, A. Junkes, R. Klanner, R. Kogler, N. Kovalchuk, T. Lapsien, I. Marchesini, D. Marconi, M. Meyer, M. Niedziela, D. Nowatschin, F. Pantaleo¹⁶, T. Peiffer, A. Perieanu, J. Poehlsen, C. Sander, C. Scharf, P. Schleper, A. Schmidt, S. Schumann, J. Schwandt, H. Stadie, G. Steinbrück, F.M. Stober, M. Stöver, H. Tholen, D. Troendle, E. Usai, L. Vanelderden, A. Vanhoefer, B. Vormwald

Institut für Experimentelle Kernphysik, Karlsruhe, Germany

M. Akbiyik, C. Barth, S. Baur, C. Baus, J. Berger, E. Butz, R. Caspart, T. Chwalek, F. Colombo, W. De Boer, A. Dierlamm, S. Fink, B. Freund, R. Friese, M. Giffels, A. Gilbert,

P. Goldenzweig, D. Haitz, F. Hartmann¹⁶, S.M. Heindl, U. Husemann, I. Katkov¹⁴, S. Kudella, H. Mildner, M.U. Mozer, Th. Müller, M. Plagge, G. Quast, K. Rabbertz, S. Röcker, F. Roscher, M. Schröder, I. Shvetsov, G. Sieber, H.J. Simonis, R. Ulrich, S. Wayand, M. Weber, T. Weiler, S. Williamson, C. Wöhrmann, R. Wolf

Institute of Nuclear and Particle Physics (INPP), NCSR Demokritos, Aghia Paraskevi, Greece

G. Anagnostou, G. Daskalakis, T. Gerasis, V.A. Giakoumopoulou, A. Kyriakis, D. Loukas, I. Topsis-Giotis

National and Kapodistrian University of Athens, Athens, Greece

S. Kesisoglou, A. Panagiotou, N. Saoulidou, E. Tziaferi

University of Ioánnina, Ioánnina, Greece

I. Evangelou, G. Flouris, C. Foudas, P. Kokkas, N. Loukas, N. Manthos, I. Papadopoulos, E. Paradas

MTA-ELTE Lendület CMS Particle and Nuclear Physics Group, Eötvös Loránd University, Budapest, Hungary

N. Filipovic, G. Pasztor

Wigner Research Centre for Physics, Budapest, Hungary

G. Bencze, C. Hajdu, D. Horvath²⁰, F. Sikler, V. Veszpremi, G. Vesztergombi²¹, A.J. Zsigmond

Institute of Nuclear Research ATOMKI, Debrecen, Hungary

N. Beni, S. Czellar, J. Karancsi²², A. Makovec, J. Molnar, Z. Szillasi

Institute of Physics, University of Debrecen

M. Bartók²¹, P. Raics, Z.L. Trocsanyi, B. Ujvari

Indian Institute of Science (IISc)

J.R. Komaragiri

National Institute of Science Education and Research, Bhubaneswar, India

S. Bahinipati²³, S. Bhowmik²⁴, S. Choudhury²⁵, P. Mal, K. Mandal, A. Nayak²⁶, D.K. Sahoo²³, N. Sahoo, S.K. Swain

Panjab University, Chandigarh, India

S. Bansal, S.B. Beri, V. Bhatnagar, R. Chawla, U.Bhawandeep, A.K. Kalsi, A. Kaur, M. Kaur, R. Kumar, P. Kumari, A. Mehta, M. Mittal, J.B. Singh, G. Walia

University of Delhi, Delhi, India

Ashok Kumar, A. Bhardwaj, B.C. Choudhary, R.B. Garg, S. Keshri, S. Malhotra, M. Naimuddin, N. Nishu, K. Ranjan, R. Sharma, V. Sharma

Saha Institute of Nuclear Physics, Kolkata, India

R. Bhattacharya, S. Bhattacharya, K. Chatterjee, S. Dey, S. Dutt, S. Dutta, S. Ghosh, N. Majumdar, A. Modak, K. Mondal, S. Mukhopadhyay, S. Nandan, A. Purohit, A. Roy, D. Roy, S. Roy Chowdhury, S. Sarkar, M. Sharan, S. Thakur

Indian Institute of Technology Madras, Madras, India

P.K. Behera

Bhabha Atomic Research Centre, Mumbai, India

R. Chudasama, D. Dutta, V. Jha, V. Kumar, A.K. Mohanty¹⁶, P.K. Netrakanti, L.M. Pant, P. Shukla, A. Topkar

Tata Institute of Fundamental Research-A, Mumbai, India

T. Aziz, S. Dugad, G. Kole, B. Mahakud, S. Mitra, G.B. Mohanty, B. Parida, N. Sur, B. Sutar

Tata Institute of Fundamental Research-B, Mumbai, India

S. Banerjee, R.K. Dewanjee, S. Ganguly, M. Guchait, Sa. Jain, S. Kumar, M. Maity²⁴, G. Majumder, K. Mazumdar, T. Sarkar²⁴, N. Wickramage²⁷

Indian Institute of Science Education and Research (IISER), Pune, India

S. Chauhan, S. Dube, V. Hegde, A. Kapoor, K. Kothekar, S. Pandey, A. Rane, S. Sharma

Institute for Research in Fundamental Sciences (IPM), Tehran, Iran

S. Chenarani²⁸, E. Eskandari Tadavani, S.M. Etesami²⁸, M. Khakzad, M. Mohammadi Najafabadi, M. Naseri, S. Paktinat Mehdiabadi²⁹, F. Rezaei Hosseinabadi, B. Safarzadeh³⁰, M. Zeinali

University College Dublin, Dublin, Ireland

M. Felcini, M. Grunewald

INFN Sezione di Bari ^a, Università di Bari ^b, Politecnico di Bari ^c, Bari, Italy

M. Abbrescia^{a,b}, C. Calabria^{a,b}, C. Caputo^{a,b}, A. Colaleo^a, D. Creanza^{a,c}, L. Cristella^{a,b}, N. De Filippis^{a,c}, M. De Palma^{a,b}, L. Fiore^a, G. Iaselli^{a,c}, G. Maggi^{a,c}, M. Maggi^a, G. Miniello^{a,b}, S. My^{a,b}, S. Nuzzo^{a,b}, A. Pompili^{a,b}, G. Pugliese^{a,c}, R. Radogna^{a,b}, A. Ranieri^a, G. Selvaggi^{a,b}, A. Sharma^a, L. Silvestris^{a,16}, R. Venditti^{a,b}, P. Verwilligen^a

INFN Sezione di Bologna ^a, Università di Bologna ^b, Bologna, Italy

G. Abbiendi^a, C. Battilana, D. Bonacorsi^{a,b}, S. Braibant-Giacomelli^{a,b}, L. Brigliadori^{a,b}, R. Campanini^{a,b}, P. Capiluppi^{a,b}, A. Castro^{a,b}, F.R. Cavallo^a, S.S. Chhibra^{a,b}, G. Codispoti^{a,b}, M. Cuffiani^{a,b}, G.M. Dallavalle^a, F. Fabbri^a, A. Fanfani^{a,b}, D. Fasanella^{a,b}, P. Giacomelli^a, C. Grandi^a, L. Guiducci^{a,b}, S. Marcellini^a, G. Masetti^a, A. Montanari^a, F.L. Navarria^{a,b}, A. Perrotta^a, A.M. Rossi^{a,b}, T. Rovelli^{a,b}, G.P. Siroli^{a,b}, N. Tosi^{a,b,16}

INFN Sezione di Catania ^a, Università di Catania ^b, Catania, Italy

S. Albergo^{a,b}, S. Costa^{a,b}, A. Di Mattia^a, F. Giordano^{a,b}, R. Potenza^{a,b}, A. Tricomi^{a,b}, C. Tuve^{a,b}

INFN Sezione di Firenze ^a, Università di Firenze ^b, Firenze, Italy

G. Barbagli^a, V. Ciulli^{a,b}, C. Civinini^a, R. D'Alessandro^{a,b}, E. Focardi^{a,b}, P. Lenzi^{a,b}, M. Meschini^a, S. Paoletti^a, L. Russo^{a,31}, G. Sguazzoni^a, D. Strom^a, L. Viliani^{a,b,16}

INFN Laboratori Nazionali di Frascati, Frascati, Italy

L. Benussi, S. Bianco, F. Fabbri, D. Piccolo, F. Primavera¹⁶

INFN Sezione di Genova ^a, Università di Genova ^b, Genova, ItalyV. Calvelli^{a,b}, F. Ferro^a, M.R. Monge^{a,b}, E. Robutti^a, S. Tosi^{a,b}**INFN Sezione di Milano-Bicocca ^a, Università di Milano-Bicocca ^b, Milano, Italy**L. Brianza^{a,b,16}, F. Brivio^{a,b}, V. Ciriolo, M.E. Dinardo^{a,b}, S. Fiorendi^{a,b,16}, S. Gennai^a, A. Ghezzi^{a,b}, P. Govoni^{a,b}, M. Malberti^{a,b}, S. Malvezzi^a, R.A. Manzoni^{a,b}, D. Menasce^a, L. Moroni^a, M. Paganoni^{a,b}, D. Pedrini^a, S. Pigazzini^{a,b}, S. Ragazzi^{a,b}, T. Tabarelli de Fatis^{a,b}**INFN Sezione di Napoli ^a, Università di Napoli 'Federico II' ^b, Napoli, Italy, Università della Basilicata ^c, Potenza, Italy, Università G. Marconi ^d, Roma, Italy**S. Buontempo^a, N. Cavallo^{a,c}, G. De Nardo, S. Di Guida^{a,d,16}, M. Esposito^{a,b}, F. Fabozzi^{a,c}, F. Fienga^{a,b}, A.O.M. Iorio^{a,b}, G. Lanza^a, L. Lista^a, S. Meola^{a,d,16}, P. Paolucci^{a,16}, C. Sciacca^{a,b}, F. Thyssen^a**INFN Sezione di Padova ^a, Università di Padova ^b, Padova, Italy, Università di Trento ^c, Trento, Italy**P. Azzi^{a,16}, N. Bacchetta^a, L. Benato^{a,b}, D. Bisello^{a,b}, A. Boletti^{a,b}, R. Carlin^{a,b}, M. Dall'Osso^{a,b}, P. De Castro Manzano^a, T. Dorigo^a, F. Gasparini^{a,b}, U. Gasparini^{a,b}, A. Gozzelino^a, S. Lacaprara^a, M. Margoni^{a,b}, A.T. Meneguzzo^{a,b}, F. Montecassiano^a, J. Pazzini^{a,b}, M. Pegoraro^a, N. Pozzobon^{a,b}, P. Ronchese^{a,b}, F. Simonetto^{a,b}, E. Torassa^a, S. Ventura^a, M. Zanetti^{a,b}, P. Zotto^{a,b}, G. Zumerle^{a,b}**INFN Sezione di Pavia ^a, Università di Pavia ^b, Pavia, Italy**A. Braghieri^a, F. Fallavollita^{a,b}, A. Magnani^{a,b}, P. Montagna^{a,b}, S.P. Ratti^{a,b}, V. Re^a, C. Riccardi^{a,b}, P. Salvini^a, I. Vai^{a,b}, P. Vitulo^{a,b}**INFN Sezione di Perugia ^a, Università di Perugia ^b, Perugia, Italy**L. Alunni Solestizi^{a,b}, G.M. Bilei^a, D. Ciangottini^{a,b}, L. Fanò^{a,b}, P. Lariccia^{a,b}, R. Leonardi^{a,b}, G. Mantovani^{a,b}, M. Menichelli^a, A. Saha^a, A. Santocchia^{a,b}**INFN Sezione di Pisa ^a, Università di Pisa ^b, Scuola Normale Superiore di Pisa ^c, Pisa, Italy**K. Androsov^{a,31}, P. Azzurri^{a,16}, G. Bagliesi^a, J. Bernardini^a, T. Boccali^a, R. Castaldi^a, M.A. Ciocci^{a,31}, R. Dell'Orso^a, S. Donato^{a,c}, G. Fedi, A. Giassi^a, M.T. Grippo^{a,31}, F. Ligabue^{a,c}, T. Lomtadze^a, L. Martini^{a,b}, A. Messineo^{a,b}, F. Palla^a, A. Rizzi^{a,b}, A. Savoy-Navarro^{a,32}, P. Spagnolo^a, R. Tenchini^a, G. Tonelli^{a,b}, A. Venturi^a, P.G. Verdini^a**INFN Sezione di Roma ^a, Università di Roma ^b, Roma, Italy**L. Barone^{a,b}, F. Cavallari^a, M. Cipriani^{a,b}, D. Del Re^{a,b,16}, M. Diemoz^a, S. Gelli^{a,b}, E. Longo^{a,b}, F. Margaroli^{a,b}, B. Marzocchi^{a,b}, P. Meridiani^a, G. Organtini^{a,b}, R. Paramatti^a, F. Preiato^{a,b}, S. Rahatlou^{a,b}, C. Rovelli^a, F. Santanastasio^{a,b}

INFN Sezione di Torino ^a, Università di Torino ^b, Torino, Italy, Università del Piemonte Orientale ^c, Novara, Italy

N. Amapane^{a,b}, R. Arcidiacono^{a,c,16}, S. Argiro^{a,b}, M. Arneodo^{a,c}, N. Bartosik^a, R. Bellan^{a,b}, C. Biino^a, N. Cartiglia^a, F. Cenna^{a,b}, M. Costa^{a,b}, R. Covarelli^{a,b}, A. Degano^{a,b}, N. Demaria^a, L. Finco^{a,b}, B. Kiani^{a,b}, C. Mariotti^a, S. Maselli^a, E. Migliore^{a,b}, V. Monaco^{a,b}, E. Monteil^{a,b}, M. Monteno^a, M.M. Obertino^{a,b}, L. Pacher^{a,b}, N. Pastrone^a, M. Pelliccioni^a, G.L. Pinna Angioni^{a,b}, F. Ravera^{a,b}, A. Romero^{a,b}, M. Ruspà^{a,c}, R. Sacchi^{a,b}, K. Shchelina^{a,b}, V. Sola^a, A. Solano^{a,b}, A. Staiano^a, P. Traczyk^{a,b}

INFN Sezione di Trieste ^a, Università di Trieste ^b, Trieste, Italy

S. Belforte^a, M. Casarsa^a, F. Cossutti^a, G. Della Ricca^{a,b}, A. Zanetti^a

Kyungpook National University, Daegu, Korea

D.H. Kim, G.N. Kim, M.S. Kim, S. Lee, S.W. Lee, Y.D. Oh, S. Sekmen, D.C. Son, Y.C. Yang

Chonbuk National University, Jeonju, Korea

A. Lee

Chonnam National University, Institute for Universe and Elementary Particles, Kwangju, Korea

H. Kim

Hanyang University, Seoul, Korea

J.A. Brochero Cifuentes, T.J. Kim

Korea University, Seoul, Korea

S. Cho, S. Choi, Y. Go, D. Gyun, S. Ha, B. Hong, Y. Jo, Y. Kim, K. Lee, K.S. Lee, S. Lee, J. Lim, S.K. Park, Y. Roh

Seoul National University, Seoul, Korea

J. Almond, J. Kim, H. Lee, S.B. Oh, B.C. Radburn-Smith, S.h. Seo, U.K. Yang, H.D. Yoo, G.B. Yu

University of Seoul, Seoul, Korea

M. Choi, H. Kim, J.H. Kim, J.S.H. Lee, I.C. Park, G. Ryu, M.S. Ryu

Sungkyunkwan University, Suwon, Korea

Y. Choi, J. Goh, C. Hwang, J. Lee, I. Yu

Vilnius University, Vilnius, Lithuania

V. Dudenias, A. Juodagalvis, J. Vaitkus

National Centre for Particle Physics, Universiti Malaya, Kuala Lumpur, Malaysia

I. Ahmed, Z.A. Ibrahim, M.A.B. Md Ali³³, F. Mohamad Idris³⁴, W.A.T. Wan Abdullah, M.N. Yusli, Z. Zolkapli

Centro de Investigacion y de Estudios Avanzados del IPN, Mexico City, Mexico

H. Castilla-Valdez, E. De La Cruz-Burelo, I. Heredia-De La Cruz³⁵, A. Hernandez-Almada, R. Lopez-Fernandez, R. Magaña Villalba, J. Mejia Guisao, A. Sanchez-Hernandez

Universidad Iberoamericana, Mexico City, Mexico

S. Carrillo Moreno, C. Oropeza Barrera, F. Vazquez Valencia

Benemerita Universidad Autonoma de Puebla, Puebla, Mexico

S. Carpinteyro, I. Pedraza, H.A. Salazar Ibarquen, C. Uribe Estrada

Universidad Autónoma de San Luis Potosí, San Luis Potosí, Mexico

A. Morelos Pineda

University of Auckland, Auckland, New Zealand

D. Krofcheck

University of Canterbury, Christchurch, New Zealand

P.H. Butler

National Centre for Physics, Quaid-I-Azam University, Islamabad, Pakistan

A. Ahmad, M. Ahmad, Q. Hassan, H.R. Hoorani, W.A. Khan, A. Saddique, M.A. Shah, M. Shoaib, M. Waqas

National Centre for Nuclear Research, Swierk, Poland

H. Bialkowska, M. Bluj, B. Boimska, T. Frueboes, M. Górski, M. Kazana, K. Nawrocki, K. Romanowska-Rybinska, M. Szleper, P. Zalewski

Institute of Experimental Physics, Faculty of Physics, University of Warsaw, Warsaw, Poland

K. Bunkowski, A. Byszuk³⁶, K. Doroba, A. Kalinowski, M. Konecki, J. Krolikowski, M. Misiura, M. Olszewski, M. Walczak

Laboratório de Instrumentação e Física Experimental de Partículas, Lisboa, Portugal

P. Bargassa, C. Beirão Da Cruz E Silva, B. Calpas, A. Di Francesco, P. Faccioli, P.G. Ferreira Parracho, M. Gallinaro, J. Hollar, N. Leonardo, L. Lloret Iglesias, M.V. Nemallapudi, J. Rodrigues Antunes, J. Seixas, O. Toldaiev, D. Vadrucchio, J. Varela, P. Vischia

Joint Institute for Nuclear Research, Dubna, Russia

S. Afanasiev, P. Bunin, M. Gavrilenko, I. Golutvin, I. Gorbunov, A. Kamenev, V. Karjavin, A. Lanev, A. Malakhov, V. Matveev^{37,38}, V. Palichik, V. Perelygin, S. Shmatov, S. Shulha, N. Skatchkov, V. Smirnov, N. Voytishin, A. Zarubin

Petersburg Nuclear Physics Institute, Gatchina (St. Petersburg), Russia

L. Chtchipounov, V. Golovtsov, Y. Ivanov, V. Kim³⁹, E. Kuznetsova⁴⁰, V. Murzin, V. Oreshkin, V. Sulimov, A. Vorobyev

Institute for Nuclear Research, Moscow, Russia

Yu. Andreev, A. Dermenev, S. Gninenko, N. Golubev, A. Karneyev, M. Kirsanov, N. Krasnikov, A. Pashenkov, D. Tlisov, A. Toropin

Institute for Theoretical and Experimental Physics, Moscow, Russia

V. Epshteyn, V. Gavrilov, N. Lychkovskaya, V. Popov, I. Pozdnyakov, G. Safronov, A. Spiridonov, M. Toms, E. Vlasov, A. Zhokin

Moscow Institute of Physics and Technology, Moscow, Russia

A. Bylinkin³⁸

National Research Nuclear University 'Moscow Engineering Physics Institute' (MEPhI), Moscow, Russia

R. Chistov⁴¹, S. Polikarpov, E. Tarkovskii

P.N. Lebedev Physical Institute, Moscow, Russia

V. Andreev, M. Azarkin³⁸, I. Dremin³⁸, M. Kirakosyan, A. Leonidov³⁸, A. Terkulov

Skobeltsyn Institute of Nuclear Physics, Lomonosov Moscow State University, Moscow, Russia

A. Baskakov, A. Belyaev, E. Boos, V. Bunichev, M. Dubinin⁴², L. Dudko, A. Ershov, V. Klyukhin, N. Korneeva, I. Lokhtin, I. Miagkov, S. Obraztsov, M. Perfilov, V. Savrin, P. Volkov

Novosibirsk State University (NSU), Novosibirsk, Russia

V. Blinov⁴³, Y. Skovpen⁴³, D. Shtol⁴³

State Research Center of Russian Federation, Institute for High Energy Physics, Protvino, Russia

I. Azhgirey, I. Bayshev, S. Bitiukov, D. Elumakhov, V. Kachanov, A. Kalinin, D. Konstantinov, V. Krychkine, V. Petrov, R. Ryutin, A. Sobol, S. Troshin, N. Tyurin, A. Uzunian, A. Volkov

University of Belgrade, Faculty of Physics and Vinca Institute of Nuclear Sciences, Belgrade, Serbia

P. Adzic⁴⁴, P. Cirkovic, D. Devetak, M. Dordevic, J. Milosevic, V. Rekovic

Centro de Investigaciones Energéticas Medioambientales y Tecnológicas (CIEMAT), Madrid, Spain

J. Alcaraz Maestre, M. Barrio Luna, E. Calvo, M. Cerrada, M. Chamizo Llatas, N. Colino, B. De La Cruz, A. Delgado Peris, A. Escalante Del Valle, C. Fernandez Bedoya, J.P. Fernández Ramos, J. Flix, M.C. Fouz, P. Garcia-Abia, O. Gonzalez Lopez, S. Goy Lopez, J.M. Hernandez, M.I. Josa, E. Navarro De Martino, A. Pérez-Calero Yzquierdo, J. Puerta Pelayo, A. Quintario Olmeda, I. Redondo, L. Romero, M.S. Soares

Universidad Autónoma de Madrid, Madrid, Spain

J.F. de Trocóniz, M. Missiroli, D. Moran

Universidad de Oviedo, Oviedo, Spain

J. Cuevas, J. Fernandez Menendez, I. Gonzalez Caballero, J.R. González Fernández, E. Palencia Cortezon, S. Sanchez Cruz, I. Suárez Andrés, J.M. Vizán García

Instituto de Física de Cantabria (IFCA), CSIC-Universidad de Cantabria, Santander, Spain

I.J. Cabrillo, A. Calderon, E. Curras, M. Fernandez, J. Garcia-Ferrero, G. Gomez, A. Lopez Virto, J. Marco, C. Martinez Rivero, F. Matorras, J. Piedra Gomez, T. Rodrigo, A. Ruiz-Jimeno, L. Scodellaro, N. Trevisani, I. Vila, R. Vilar Cortabitarte

CERN, European Organization for Nuclear Research, Geneva, Switzerland

D. Abbaneo, E. Auffray, G. Auzinger, M. Bachtis, P. Baillon, A.H. Ball, D. Barney, P. Bloch, A. Bocci, C. Botta, T. Camporesi, R. Castello, M. Cepeda, G. Cerminara, Y. Chen, D. d'Enterria, A. Dabrowski, V. Daponte, A. David, M. De Gruttola, A. De Roeck, E. Di Marco⁴⁵, M. Dobson, B. Dorney, T. du Pree, D. Duggan, M. Dünser, N. Dupont, A. Elliott-Peisert, P. Everaerts, S. Fartoukh, G. Franzoni, J. Fulcher, W. Funk, D. Gigi, K. Gill, M. Girone, F. Glege, D. Gulhan, S. Gundacker, M. Guthoff, P. Harris, J. Hegeman, V. Innocente, P. Janot, J. Kieseler, H. Kirschenmann, V. Knünz, A. Kornmayer¹⁶, M.J. Kortelainen, K. Kousouris, M. Krammer¹, C. Lange, P. Lecoq, C. Lourenço, M.T. Lucchini, L. Malgeri, M. Mannelli, A. Martelli, F. Meijers, J.A. Merlin, S. Mersi, E. Meschi, P. Milenovic⁴⁶, F. Moortgat, S. Morovic, M. Mulders, H. Neugebauer, S. Orfanelli, L. Orsini, L. Pape, E. Perez, M. Peruzzi, A. Petrilli, G. Petrucciani, A. Pfeiffer, M. Pierini, A. Racz, T. Reis, G. Rolandi⁴⁷, M. Rovere, H. Sakulin, J.B. Sauvan, C. Schäfer, C. Schwick, M. Seidel, A. Sharma, P. Silva, P. Sphicas⁴⁸, J. Steggemann, M. Stoye, Y. Takahashi, M. Tosi, D. Treille, A. Triossi, A. Tsirou, V. Veckalns⁴⁹, G.I. Veres²¹, M. Verweij, N. Wardle, H.K. Wöhri, A. Zagozdinska³⁶, W.D. Zeuner

Paul Scherrer Institut, Villigen, Switzerland

W. Bertl, K. Deiters, W. Erdmann, R. Horisberger, Q. Ingram, H.C. Kaestli, D. Kotlinski, U. Langenegger, T. Rohe

Institute for Particle Physics, ETH Zurich, Zurich, Switzerland

F. Bachmair, L. Bäni, L. Bianchini, B. Casal, G. Dissertori, M. Dittmar, M. Donegà, C. Grab, C. Heidegger, D. Hits, J. Hoss, G. Kasieczka, W. Lustermann, B. Mangano, M. Marionneau, P. Martinez Ruiz del Arbol, M. Masciovecchio, M.T. Meinhard, D. Meister, F. Micheli, P. Musella, F. Nessi-Tedaldi, F. Pandolfi, J. Pata, F. Paus, G. Perrin, L. Perrozzi, M. Quittnat, M. Rossini, M. Schönenberger, A. Starodumov⁵⁰, V.R. Tavolaro, K. Theofilatos, R. Wallny

Universität Zürich, Zurich, Switzerland

T.K. Aarrestad, C. AMSler⁵¹, L. Caminada, M.F. Canelli, A. De Cosa, C. Galloni, A. Hinzmann, T. Hreus, B. Kilminster, J. Ngadiuba, D. Pinna, G. Rauco, P. Robmann, D. Salerno, Y. Yang, A. Zucchetta

National Central University, Chung-Li, Taiwan

V. Candelise, T.H. Doan, Sh. Jain, R. Khurana, M. Konyushikhin, C.M. Kuo, W. Lin, A. Pozdnyakov, S.S. Yu

National Taiwan University (NTU), Taipei, Taiwan

Arun Kumar, P. Chang, Y.H. Chang, Y. Chao, K.F. Chen, P.H. Chen, F. Fiori, W.-S. Hou, Y. Hsiung, Y.F. Liu, R.-S. Lu, M. Miñano Moya, E. Paganis, A. Psallidas, J.f. Tsai

Chulalongkorn University, Faculty of Science, Department of Physics, Bangkok, Thailand

B. Asavapibhop, G. Singh, N. Srimanobhas, N. Suwonjandee

Cukurova University - Physics Department, Science and Art Faculty

A. Adiguzel, S. Cerci⁵², S. Damarseckin, Z.S. Demiroglu, C. Dozen, I. Dumanoglu, S. Girgis, G. Gokbulut, Y. Guler, I. Hos⁵³, E.E. Kangal⁵⁴, O. Kara, U. Kiminsu, M. Oglakci, G. Onengut⁵⁵, K. Ozdemir⁵⁶, D. Sunar Cerci⁵², B. Tali⁵², H. Topakli⁵⁷, S. Turkcapar, I.S. Zorbakir, C. Zorbilmez

Middle East Technical University, Physics Department, Ankara, Turkey

B. Bilin, S. Bilmis, B. Isildak⁵⁸, G. Karapinar⁵⁹, M. Yalvac, M. Zeyrek

Bogazici University, Istanbul, Turkey

E. Gülmez, M. Kaya⁶⁰, O. Kaya⁶¹, E.A. Yetkin⁶², T. Yetkin⁶³

Istanbul Technical University, Istanbul, Turkey

A. Cakir, K. Cankocak, S. Sen⁶⁴

Institute for Scintillation Materials of National Academy of Science of Ukraine, Kharkov, Ukraine

B. Grynyov

National Scientific Center, Kharkov Institute of Physics and Technology, Kharkov, Ukraine

L. Levchuk, P. Sorokin

University of Bristol, Bristol, United Kingdom

R. Aggleton, F. Ball, L. Beck, J.J. Brooke, D. Burns, E. Clement, D. Cussans, H. Flacher, J. Goldstein, M. Grimes, G.P. Heath, H.F. Heath, J. Jacob, L. Kreczko, C. Lucas, D.M. Newbold⁶⁵, S. Paramesvaran, A. Poll, T. Sakuma, S. Seif El Nasr-storey, D. Smith, V.J. Smith

Rutherford Appleton Laboratory, Didcot, United Kingdom

K.W. Bell, A. Belyaev⁶⁶, C. Brew, R.M. Brown, L. Calligaris, D. Cieri, D.J.A. Cockerill, J.A. Coughlan, K. Harder, S. Harper, E. Olaiya, D. Petyt, C.H. Shepherd-Themistocleous, A. Thea, I.R. Tomalin, T. Williams

Imperial College, London, United Kingdom

M. Baber, R. Bainbridge, O. Buchmuller, A. Bundock, D. Burton, S. Casasso, M. Citron, D. Colling, L. Corpe, P. Dauncey, G. Davies, A. De Wit, M. Della Negra, R. Di Maria, P. Dunne, A. Elwood, D. Futyan, Y. Haddad, G. Hall, G. Iles, T. James, R. Lane, C. Laner, R. Lucas⁶⁵, L. Lyons, A.-M. Magnan, S. Malik, L. Mastrolorenzo, J. Nash, A. Nikitenko⁵⁰, J. Pela, B. Penning, M. Pesaresi, D.M. Raymond, A. Richards, A. Rose, E. Scott, C. Seez, S. Summers, A. Tapper, K. Uchida, M. Vazquez Acosta⁶⁷, T. Virdee¹⁶, J. Wright, S.C. Zenz

Brunel University, Uxbridge, United Kingdom

J.E. Cole, P.R. Hobson, A. Khan, P. Kyberd, C.K. Mackay, I.D. Reid, P. Symonds, L. Teodorescu, M. Turner

Baylor University, Waco, U.S.A.

A. Borzou, K. Call, J. Dittmann, K. Hatakeyama, H. Liu, N. Pastika

Catholic University of America

R. Bartek, A. Dominguez

The University of Alabama, Tuscaloosa, U.S.A.

S.I. Cooper, C. Henderson, P. Rumerio, C. West

Boston University, Boston, U.S.A.

D. Arcaro, A. Avetisyan, T. Bose, D. Gastler, D. Rankin, C. Richardson, J. Rohlf, L. Sulak, D. Zou

Brown University, Providence, U.S.A.

G. Benelli, D. Cutts, A. Garabedian, J. Hakala, U. Heintz, J.M. Hogan, O. Jesus, K.H.M. Kwok, E. Laird, G. Landsberg, Z. Mao, M. Narain, S. Piperov, S. Sagir, E. Spencer, R. Syarif

University of California, Davis, Davis, U.S.A.

R. Breedon, D. Burns, M. Calderon De La Barca Sanchez, S. Chauhan, M. Chertok, J. Conway, R. Conway, P.T. Cox, R. Erbacher, C. Flores, G. Funk, M. Gardner, W. Ko, R. Lander, C. Mclean, M. Mulhearn, D. Pellett, J. Pilot, S. Shalhout, M. Shi, J. Smith, M. Squires, D. Stolp, K. Tos, M. Tripathi

University of California, Los Angeles, U.S.A.

C. Bravo, R. Cousins, A. Dasgupta, A. Florent, J. Hauser, M. Ignatenko, N. Mccoll, D. Saltzberg, C. Schnaible, V. Valuev, M. Weber

University of California, Riverside, Riverside, U.S.A.

E. Bouvier, K. Burt, R. Clare, J. Ellison, J.W. Gary, S.M.A. Ghiasi Shirazi, G. Hanson, J. Heilman, P. Jandir, E. Kennedy, F. Lacroix, O.R. Long, M. Olmedo Negrete, M.I. Paneva, A. Shrinivas, W. Si, H. Wei, S. Wimpenny, B. R. Yates

University of California, San Diego, La Jolla, U.S.A.

J.G. Branson, G.B. Cerati, S. Cittolin, M. Derdzinski, R. Gerosa, A. Holzner, D. Klein, V. Krutelyov, J. Letts, I. Macneill, D. Olivito, S. Padhi, M. Pieri, M. Sani, V. Sharma, S. Simon, M. Tadel, A. Vartak, S. Wasserbaech⁶⁸, C. Welke, J. Wood, F. Würthwein, A. Yagil, G. Zevi Della Porta

University of California, Santa Barbara - Department of Physics, Santa Barbara, U.S.A.

N. Amin, R. Bhandari, J. Bradmiller-Feld, C. Campagnari, A. Dishaw, V. Dutta, M. Franco Sevilla, C. George, F. Golf, L. Gouskos, J. Gran, R. Heller, J. Incandela, S.D. Mullin, A. Ovcharova, H. Qu, J. Richman, D. Stuart, I. Suarez, J. Yoo

California Institute of Technology, Pasadena, U.S.A.

D. Anderson, J. Bendavid, A. Bornheim, J. Bunn, J. Duarte, J.M. Lawhorn, A. Mott, H.B. Newman, C. Pena, M. Spiropulu, J.R. Vlimant, S. Xie, R.Y. Zhu

Carnegie Mellon University, Pittsburgh, U.S.A.

M.B. Andrews, T. Ferguson, M. Paulini, J. Russ, M. Sun, H. Vogel, I. Vorobiev, M. Weinberg

University of Colorado Boulder, Boulder, U.S.A.

J.P. Cumalat, W.T. Ford, F. Jensen, A. Johnson, M. Krohn, T. Mulholland, K. Stenson, S.R. Wagner

Cornell University, Ithaca, U.S.A.

J. Alexander, J. Chaves, J. Chu, S. Dittmer, K. Mcdermott, N. Mirman, G. Nicolas Kaufman, J.R. Patterson, A. Rinkevicius, A. Ryd, L. Skinnari, L. Soffi, S.M. Tan, Z. Tao, J. Thom, J. Tucker, P. Wittich, M. Zientek

Fairfield University, Fairfield, U.S.A.

D. Winn

Fermi National Accelerator Laboratory, Batavia, U.S.A.

S. Abdullin, M. Albrow, G. Apollinari, A. Apresyan, S. Banerjee, L.A.T. Bauerdick, A. Beretvas, J. Berryhill, P.C. Bhat, G. Bolla, K. Burkett, J.N. Butler, H.W.K. Cheung, F. Chlebana, S. Cihangir[†], M. Cremonesi, V.D. Elvira, I. Fisk, J. Freeman, E. Gottschalk, L. Gray, D. Green, S. Grünendahl, O. Gutsche, D. Hare, R.M. Harris, S. Hasegawa, J. Hirschauer, Z. Hu, B. Jayatilaka, S. Jindariani, M. Johnson, U. Joshi, B. Klima, B. Kreis, S. Lammel, J. Linacre, D. Lincoln, R. Lipton, T. Liu, R. Lopes De Sá, J. Lykken, K. Maeshima, N. Magini, J.M. Marraffino, S. Maruyama, D. Mason, P. McBride, P. Merkel, S. Mrenna, S. Nahn, V. O'Dell, K. Pedro, O. Prokofyev, G. Rakness, L. Ristori, E. Sexton-Kennedy, A. Soha, W.J. Spalding, L. Spiegel, S. Stoynev, N. Strobbe, L. Taylor, S. Tkaczyk, N.V. Tran, L. Uplegger, E.W. Vaandering, C. Vernieri, M. Verzocchi, R. Vidal, M. Wang, H.A. Weber, A. Whitbeck, Y. Wu

University of Florida, Gainesville, U.S.A.

D. Acosta, P. Avery, P. Bortignon, D. Bourilkov, A. Brinkerhoff, A. Carnes, M. Carver, D. Curry, S. Das, R.D. Field, I.K. Furic, J. Konigsberg, A. Korytov, J.F. Low, P. Ma, K. Matchev, H. Mei, G. Mitselmakher, D. Rank, L. Shchutska, D. Sperka, L. Thomas, J. Wang, S. Wang, J. Yelton

Florida International University, Miami, U.S.A.

S. Linn, P. Markowitz, G. Martinez, J.L. Rodriguez

Florida State University, Tallahassee, U.S.A.

A. Ackert, T. Adams, A. Askew, S. Bein, S. Hagopian, V. Hagopian, K.F. Johnson, H. Prosper, A. Santra, R. Yohay

Florida Institute of Technology, Melbourne, U.S.A.

M.M. Baarmand, V. Bhopatkar, S. Colafranceschi, M. Hohlmann, D. Noonan, T. Roy, F. Yumiceva

University of Illinois at Chicago (UIC), Chicago, U.S.A.

M.R. Adams, L. Apanasevich, D. Berry, R.R. Betts, I. Bucinskaite, R. Cavanaugh, O. Evdokimov, L. Gauthier, C.E. Gerber, D.J. Hofman, K. Jung, I.D. Sandoval Gonzalez, N. Varelas, H. Wang, Z. Wu, M. Zakaria, J. Zhang

The University of Iowa, Iowa City, U.S.A.

B. Bilki⁶⁹, W. Clarida, K. Dilsiz, S. Durgut, R.P. Gandrajula, M. Haytmyradov, V. Khristenko, J.-P. Merlo, H. Mermerkaya⁷⁰, A. Mestvirishvili, A. Moeller, J. Nachtman, H. Ogul, Y. Onel, F. Ozok⁷¹, A. Penzo, C. Snyder, E. Tiras, J. Wetzel, K. Yi

Johns Hopkins University, Baltimore, U.S.A.

I. Anderson, B. Blumenfeld, A. Cocoros, N. Eminizer, D. Fehling, L. Feng, A.V. Gritsan, P. Maksimovic, M. Osherson, J. Roskes, U. Sarica, M. Swartz, M. Xiao, Y. Xin, C. You

The University of Kansas, Lawrence, U.S.A.

A. Al-bataineh, P. Baringer, A. Bean, S. Boren, J. Bowen, J. Castle, L. Forthomme, R.P. Kenny III, S. Khalil, A. Kropivnitskaya, D. Majumder, W. Mcbrayer, M. Murray, S. Sanders, R. Stringer, J.D. Tapia Takaki, Q. Wang

Kansas State University, Manhattan, U.S.A.

A. Ivanov, K. Kaadze, Y. Maravin, A. Mohammadi, L.K. Saini, N. Skhirtladze, S. Toda

Lawrence Livermore National Laboratory, Livermore, U.S.A.

F. Rebassoo, D. Wright

University of Maryland, College Park, U.S.A.

C. Anelli, A. Baden, O. Baron, A. Belloni, B. Calvert, S.C. Eno, C. Ferraioli, J.A. Gomez, N.J. Hadley, S. Jabeen, G.Y. Jeng⁷², R.G. Kellogg, T. Kolberg, J. Kunkle, Y. Lu, A.C. Mignerey, F. Ricci-Tam, Y.H. Shin, A. Skuja, M.B. Tonjes, S.C. Tonwar

Massachusetts Institute of Technology, Cambridge, U.S.A.

D. Abercrombie, B. Allen, A. Apyan, V. Azzolini, R. Barbieri, A. Baty, R. Bi, K. Bierwagen, S. Brandt, W. Busza, I.A. Cali, M. D'Alfonso, Z. Demiragli, L. Di Matteo, G. Gomez Ceballos, M. Goncharov, D. Hsu, Y. Iiyama, G.M. Innocenti, M. Klute, D. Kovalskyi, K. Krajczar, Y.S. Lai, Y.-J. Lee, A. Levin, P.D. Luckey, B. Maier, A.C. Marini, C. Mcginn, C. Mironov, S. Narayanan, X. Niu, C. Paus, C. Roland, G. Roland, J. Salfeld-Nebgen, G.S.F. Stephans, K. Tatar, M. Varma, D. Velicanu, J. Veverka, J. Wang, T.W. Wang, B. Wyslouch, M. Yang

University of Minnesota, Minneapolis, U.S.A.

A.C. Benvenuti, R.M. Chatterjee, A. Evans, P. Hansen, S. Kalafut, S.C. Kao, Y. Kubota, Z. Lesko, J. Mans, S. Nourbakhsh, N. Ruckstuhl, R. Rusack, N. Tambe, J. Turkewitz

University of Mississippi, Oxford, U.S.A.

J.G. Acosta, S. Oliveros

University of Nebraska-Lincoln, Lincoln, U.S.A.

E. Avdeeva, K. Bloom, D.R. Claes, C. Fangmeier, R. Gonzalez Suarez, R. Kamalieddin, I. Kravchenko, A. Malta Rodrigues, F. Meier, J. Monroy, J.E. Siado, G.R. Snow, B. Stieger

State University of New York at Buffalo, Buffalo, U.S.A.

M. Alyari, J. Dolen, A. Godshalk, C. Harrington, I. Iashvili, J. Kaisen, D. Nguyen, A. Parker, S. Rappoccio, B. Roozbahani

Northeastern University, Boston, U.S.A.

G. Alverson, E. Barberis, A. Hortiangtham, A. Massironi, D.M. Morse, D. Nash, T. Ori-moto, R. Teixeira De Lima, D. Trocino, R.-J. Wang, D. Wood

Northwestern University, Evanston, U.S.A.

S. Bhattacharya, O. Charaf, K.A. Hahn, A. Kumar, N. Mucia, N. Odell, B. Pollack, M.H. Schmitt, K. Sung, M. Trovato, M. Velasco

University of Notre Dame, Notre Dame, U.S.A.

N. Dev, M. Hildreth, K. Hurtado Anampa, C. Jessop, D.J. Karmgard, N. Kellams, K. Lannon, N. Marinelli, F. Meng, C. Mueller, Y. Musienko³⁷, M. Planer, A. Reinsvold, R. Ruchti, G. Smith, S. Taroni, M. Wayne, M. Wolf, A. Woodard

The Ohio State University, Columbus, U.S.A.

J. Alimena, L. Antonelli, B. Bylsma, L.S. Durkin, S. Flowers, B. Francis, A. Hart, C. Hill, R. Hughes, W. Ji, B. Liu, W. Luo, D. Puigh, B.L. Winer, H.W. Wulsin

Princeton University, Princeton, U.S.A.

S. Cooperstein, O. Driga, P. Elmer, J. Hardenbrook, P. Hebda, D. Lange, J. Luo, D. Marlow, T. Medvedeva, K. Mei, I. Ojalvo, J. Olsen, C. Palmer, P. Piroué, D. Stickland, A. Svyatkovskiy, C. Tully

University of Puerto Rico, Mayaguez, U.S.A.

S. Malik

Purdue University, West Lafayette, U.S.A.

A. Barker, V.E. Barnes, S. Folgueras, L. Gutay, M.K. Jha, M. Jones, A.W. Jung, A. Khatiwada, D.H. Miller, N. Neumeister, J.F. Schulte, X. Shi, J. Sun, F. Wang, W. Xie

Purdue University Calumet, Hammond, U.S.A.

N. Parashar, J. Stupak

Rice University, Houston, U.S.A.

A. Adair, B. Akgun, Z. Chen, K.M. Ecklund, F.J.M. Geurts, M. Guilbaud, W. Li, B. Michlin, M. Northup, B.P. Padley, J. Roberts, J. Rorie, Z. Tu, J. Zabel

University of Rochester, Rochester, U.S.A.

B. Betchart, A. Bodek, P. de Barbaro, R. Demina, Y.t. Duh, T. Ferbel, M. Galanti, A. Garcia-Bellido, J. Han, O. Hindrichs, A. Khukhunaishvili, K.H. Lo, P. Tan, M. Verzetti

Rutgers, The State University of New Jersey, Piscataway, U.S.A.

A. Agapitos, J.P. Chou, Y. Gershtein, T.A. Gómez Espinosa, E. Halkiadakis, M. Heindl, E. Hughes, S. Kaplan, R. Kunnawalkam Elayavalli, S. Kyriacou, A. Lath, K. Nash, H. Saka, S. Salur, S. Schnetzer, D. Sheffield, S. Somalwar, R. Stone, S. Thomas, P. Thomassen, M. Walker

University of Tennessee, Knoxville, U.S.A.

A.G. Delannoy, M. Foerster, J. Heideman, G. Riley, K. Rose, S. Spanier, K. Thapa

Texas A&M University, College Station, U.S.A.

O. Bouhali⁷³, A. Celik, M. Dalchenko, M. De Mattia, A. Delgado, S. Dildick, R. Eusebi, J. Gilmore, T. Huang, E. Juska, T. Kamon⁷⁴, R. Mueller, Y. Pakhotin, R. Patel, A. Perloff, L. Perniè, D. Rathjens, A. Safonov, A. Tatarinov, K.A. Ulmer

Texas Tech University, Lubbock, U.S.A.

N. Akchurin, C. Cowden, J. Damgov, F. De Guio, C. Dragoiu, P.R. Duerdo, J. Faulkner, E. Gurpinar, S. Kunori, K. Lamichhane, S.W. Lee, T. Libeiro, T. Peltola, S. Undleeb, I. Volobouev, Z. Wang

Vanderbilt University, Nashville, U.S.A.

S. Greene, A. Gurrola, R. Janjam, W. Johns, C. Maguire, A. Melo, H. Ni, P. Sheldon, S. Tuo, J. Velkovska, Q. Xu

University of Virginia, Charlottesville, U.S.A.

M.W. Arenton, P. Barria, B. Cox, J. Goodell, R. Hirosky, A. Ledovskoy, H. Li, C. Neu, T. Sinthuprasith, X. Sun, Y. Wang, E. Wolfe, F. Xia

Wayne State University, Detroit, U.S.A.

C. Clarke, R. Harr, P.E. Karchin, J. Sturdy

University of Wisconsin - Madison, Madison, WI, U.S.A.

D.A. Belknap, J. Buchanan, C. Caillol, S. Dasu, L. Dodd, S. Duric, B. Gomber, M. Grothe, M. Herndon, A. Hervé, P. Klabbers, A. Lanaro, A. Levine, K. Long, R. Loveless, T. Perry, G.A. Pierro, G. Polese, T. Ruggles, A. Savin, N. Smith, W.H. Smith, D. Taylor, N. Woods

†: Deceased

1: Also at Vienna University of Technology, Vienna, Austria

2: Also at State Key Laboratory of Nuclear Physics and Technology, Peking University, Beijing, China

3: Also at Institut Pluridisciplinaire Hubert Curien (IPHC), Université de Strasbourg, CNRS/IN2P3, Strasbourg, France

4: Also at Universidade Estadual de Campinas, Campinas, Brazil

5: Also at Universidade Federal de Pelotas, Pelotas, Brazil

6: Also at Université Libre de Bruxelles, Bruxelles, Belgium

7: Also at Deutsches Elektronen-Synchrotron, Hamburg, Germany

8: Also at Joint Institute for Nuclear Research, Dubna, Russia

9: Now at Cairo University, Cairo, Egypt

10: Also at Fayoum University, El-Fayoum, Egypt

- 11: Now at British University in Egypt, Cairo, Egypt
- 12: Now at Ain Shams University, Cairo, Egypt
- 13: Also at Université de Haute Alsace, Mulhouse, France
- 14: Also at Skobeltsyn Institute of Nuclear Physics, Lomonosov Moscow State University, Moscow, Russia
- 15: Also at Tbilisi State University, Tbilisi, Georgia
- 16: Also at CERN, European Organization for Nuclear Research, Geneva, Switzerland
- 17: Also at RWTH Aachen University, III. Physikalisches Institut A, Aachen, Germany
- 18: Also at University of Hamburg, Hamburg, Germany
- 19: Also at Brandenburg University of Technology, Cottbus, Germany
- 20: Also at Institute of Nuclear Research ATOMKI, Debrecen, Hungary
- 21: Also at MTA-ELTE Lendület CMS Particle and Nuclear Physics Group, Eötvös Loránd University, Budapest, Hungary
- 22: Also at Institute of Physics, University of Debrecen, Debrecen, Hungary
- 23: Also at Indian Institute of Technology Bhubaneswar, Bhubaneswar, India
- 24: Also at University of Visva-Bharati, Santiniketan, India
- 25: Also at Indian Institute of Science Education and Research, Bhopal, India
- 26: Also at Institute of Physics, Bhubaneswar, India
- 27: Also at University of Ruhuna, Matara, Sri Lanka
- 28: Also at Isfahan University of Technology, Isfahan, Iran
- 29: Also at Yazd University, Yazd, Iran
- 30: Also at Plasma Physics Research Center, Science and Research Branch, Islamic Azad University, Tehran, Iran
- 31: Also at Università degli Studi di Siena, Siena, Italy
- 32: Also at Purdue University, West Lafayette, U.S.A.
- 33: Also at International Islamic University of Malaysia, Kuala Lumpur, Malaysia
- 34: Also at Malaysian Nuclear Agency, MOSTI, Kajang, Malaysia
- 35: Also at Consejo Nacional de Ciencia y Tecnología, Mexico city, Mexico
- 36: Also at Warsaw University of Technology, Institute of Electronic Systems, Warsaw, Poland
- 37: Also at Institute for Nuclear Research, Moscow, Russia
- 38: Now at National Research Nuclear University 'Moscow Engineering Physics Institute' (MEPhI), Moscow, Russia
- 39: Also at St. Petersburg State Polytechnical University, St. Petersburg, Russia
- 40: Also at University of Florida, Gainesville, U.S.A.
- 41: Also at P.N. Lebedev Physical Institute, Moscow, Russia
- 42: Also at California Institute of Technology, Pasadena, U.S.A.
- 43: Also at Budker Institute of Nuclear Physics, Novosibirsk, Russia
- 44: Also at Faculty of Physics, University of Belgrade, Belgrade, Serbia
- 45: Also at INFN Sezione di Roma; Università di Roma, Roma, Italy
- 46: Also at University of Belgrade, Faculty of Physics and Vinca Institute of Nuclear Sciences, Belgrade, Serbia
- 47: Also at Scuola Normale e Sezione dell'INFN, Pisa, Italy
- 48: Also at National and Kapodistrian University of Athens, Athens, Greece
- 49: Also at Riga Technical University, Riga, Latvia
- 50: Also at Institute for Theoretical and Experimental Physics, Moscow, Russia
- 51: Also at Albert Einstein Center for Fundamental Physics, Bern, Switzerland
- 52: Also at Adiyaman University, Adiyaman, Turkey
- 53: Also at Istanbul Aydin University, Istanbul, Turkey

- 54: Also at Mersin University, Mersin, Turkey
- 55: Also at Cag University, Mersin, Turkey
- 56: Also at Piri Reis University, Istanbul, Turkey
- 57: Also at Gaziosmanpasa University, Tokat, Turkey
- 58: Also at Ozyegin University, Istanbul, Turkey
- 59: Also at Izmir Institute of Technology, Izmir, Turkey
- 60: Also at Marmara University, Istanbul, Turkey
- 61: Also at Kafkas University, Kars, Turkey
- 62: Also at Istanbul Bilgi University, Istanbul, Turkey
- 63: Also at Yildiz Technical University, Istanbul, Turkey
- 64: Also at Hacettepe University, Ankara, Turkey
- 65: Also at Rutherford Appleton Laboratory, Didcot, United Kingdom
- 66: Also at School of Physics and Astronomy, University of Southampton, Southampton, United Kingdom
- 67: Also at Instituto de Astrofísica de Canarias, La Laguna, Spain
- 68: Also at Utah Valley University, Orem, U.S.A.
- 69: Also at Argonne National Laboratory, Argonne, U.S.A.
- 70: Also at Erzincan University, Erzincan, Turkey
- 71: Also at Mimar Sinan University, Istanbul, Istanbul, Turkey
- 72: Also at University of Sydney, Sydney, Australia
- 73: Also at Texas A&M University at Qatar, Doha, Qatar
- 74: Also at Kyungpook National University, Daegu, Korea