



HAL
open science

Kaon interference in the hadronic decays of the Z^0

P. Abreu, W. Adam, T. Adye, E. Agasi, R. Aleksan, G D. Alekseev, R. Alemany, P P. Allport, S. Almeded, U. Amaldi, et al.

► **To cite this version:**

P. Abreu, W. Adam, T. Adye, E. Agasi, R. Aleksan, et al.. Kaon interference in the hadronic decays of the Z^0 . Physics Letters B, 1996, 379, pp.330-340. 10.1016/0370-2693(96)00572-2 . in2p3-00003503

HAL Id: in2p3-00003503

<https://hal.in2p3.fr/in2p3-00003503>

Submitted on 11 Feb 1999

HAL is a multi-disciplinary open access archive for the deposit and dissemination of scientific research documents, whether they are published or not. The documents may come from teaching and research institutions in France or abroad, or from public or private research centers.

L'archive ouverte pluridisciplinaire **HAL**, est destinée au dépôt et à la diffusion de documents scientifiques de niveau recherche, publiés ou non, émanant des établissements d'enseignement et de recherche français ou étrangers, des laboratoires publics ou privés.

Kaon Interference in the Hadronic Decays of the Z^0

DELPHI Collaboration

Abstract

The first measurement of like-sign charged kaon correlations in hadronic decays of the Z^0 is presented, based on data collected by the DELPHI detector. The charged kaons are identified by means of ring imaging Cherenkov detectors. A significant enhancement at small values of the four-momentum difference is observed in the ratio of like-sign to unlike-sign KK pairs and in the ratio of like-sign pairs to a simulated reference sample. An update of the measurement of $K_S^0 K_S^0$ interference is also presented. An enhancement is found in the production of pairs of K_S^0 of similar momenta, as compared with a simulated reference sample. The measured Bose-Einstein correlation parameters λ and r are similar for charged and neutral kaon pairs. The value of the Bose-Einstein correlation strength λ is consistent with unity.

(To be submitted to Physics Letters B)

P. Abreu²¹, W. Adam⁵⁰, T. Adaye³⁷, E. Agasi³¹, R. Aleksan³⁹, G. D. Alekseev¹⁶, R. Alemany⁴⁹, P. P. Allport²², S. Almedhed²⁴, U. Amaldi⁹, S. Amato⁴⁷, A. Andreazza²⁸, M. L. Andrieux¹⁴, P. Antilogus⁹, W. D. Apel¹⁷, Y. Arnaud³⁹, B. Asman⁴⁴, J.-E. Augustin²⁵, A. Augustinus⁹, P. Baillon⁹, P. Bambade¹⁹, F. Barao²¹, R. Barate¹⁴, M. Barbi⁴⁷, G. Barbiellini⁴⁶, D. Y. Bardin¹⁶, A. Baroncelli⁴⁰, O. Barring²⁴, J. A. Barrio²⁶, W. Bartl⁵⁰, M. J. Bates³⁷, M. Battaglia¹⁵, M. Baubillier²³, J. Baudot³⁹, K.-H. Becks⁵², M. Begalli⁶, P. Beilliere⁸, Yu. Belokopytov^{9,53}, K. Belous⁴², A. C. Benvenuti⁵, M. Berggren⁴⁷, D. Bertini²⁵, D. Bertrand², F. Bianchi⁴⁵, M. Bigi⁴⁵, M. S. Bilenky¹⁶, P. Billoir²³, D. Bloch¹⁰, M. Blume⁵², S. Blyth³⁵, T. Bolognese³⁹, M. Bonesini²⁸, W. Bonivento²⁸, P. S. L. Booth²², G. Borisov⁴², C. Bosio⁴⁰, S. Bosworth³⁵, O. Botner⁴⁸, E. Boudinov³¹, B. Bouquet¹⁹, C. Bourdarios⁹, T. J. V. Bowcock²², M. Bozzo¹³, P. Branchini⁴⁰, K. D. Brand³⁶, T. Brenke⁵², R. A. Brenner¹⁵, C. Bricman², R. C. A. Brown⁹, P. Bruckman¹⁸, J.-M. Brunet⁸, L. Bugge³³, T. Buran³³, T. Burgsmueller⁵², P. Buschmann⁵², A. Buys⁹, S. Cabrera⁴⁹, M. Caccia²⁸, M. Calvi²⁸, A. J. Camacho Rozas⁴¹, T. Camporesi⁹, V. Canale³⁸, M. Canepa¹³, K. Cankocak⁴⁴, F. Cao², F. Carena⁹, L. Carroll²², C. Caso¹³, M. V. Castillo Gimenez⁴⁹, A. Cattai⁹, F. R. Cavallo⁵, V. Chabaud⁹, Ph. Charpentier⁹, L. Chaussard²⁵, J. Chauveau²³, P. Checchia³⁶, G. A. Chelkov¹⁶, M. Chen², R. Chierici⁴⁵, P. Chochula⁷, V. Chorowicz⁹, J. Chudoba³⁰, V. Cindro⁴³, P. Collins⁹, J. L. Contreras¹⁹, R. Contri¹³, E. Cortina⁴⁹, G. Cosme¹⁹, F. Cossutti⁴⁶, H. B. Crawley¹, D. Crennell³⁷, G. Crosetti¹³, J. Cuevas Maestro³⁴, S. Czellar¹⁵, E. Dahl-Jensen²⁹, J. Dahm⁵², B. Dalmagne¹⁹, M. Dam²⁹, G. Damgaard²⁹, P. D. Dauncey³⁷, M. Davenport⁹, W. Da Silva²³, C. Defoix⁸, A. Deghorain², G. Della Ricca⁴⁶, P. Delpierre²⁷, N. Demaria³⁵, A. De Angelis⁹, W. De Boer¹⁷, S. De Brabandere², C. De Clercq², C. De La Vaissiere²³, B. De Lotto⁴⁶, A. De Min³⁶, L. De Paula⁴⁷, C. De Saint-Jean³⁹, H. Dijkstra⁹, L. Di Ciaccio³⁸, F. Djama¹⁰, J. Dolbeau⁸, M. Donszelmann⁹, K. Doroba⁵¹, M. Dracos¹⁰, J. Drees⁵², K.-A. Drees⁵², M. Dris³², J.-D. Durand²⁵, D. Edsall¹, R. Ehret¹⁷, G. Eigen⁴, T. Ekelof⁴⁸, G. Ekspong⁴⁴, M. Elsing⁵², J.-P. Engel¹⁰, B. Erzen⁴³, M. Espirito Santo²¹, E. Falk²⁴, D. Fassouliotis³², M. Feindt⁹, A. Fenyuk⁴², A. Ferrer⁴⁹, S. Fichet²³, T. A. Filippos³², A. Firestone¹, P.-A. Fischer¹⁰, H. Foeth⁹, E. Fokitis³², F. Fontaneli¹³, F. Formenti⁹, B. Franek³⁷, P. Frenkiel⁸, D. C. Fries¹⁷, A. G. Frodesen⁴, R. Fruhwirth⁵⁰, F. Fulda-Quenzer¹⁹, J. Fuster⁴⁹, A. Galloni²², D. Gamba⁴⁵, M. Gandelman⁶, C. Garcia⁴⁹, J. Garcia⁴¹, C. Gaspar⁹, U. Gasparini³⁶, Ph. Gavillet⁹, E. N. Gazis³², D. Gele¹⁰, J.-P. Gerber¹⁰, L. Gerdyukov⁴², M. Gibbs²², R. Gokieli⁵¹, B. Golob⁴³, G. Gopal³⁷, L. Gorn¹, M. Gorski⁵¹, Yu. Gouz^{45,53}, V. Gracco¹³, E. Graziani⁴⁰, G. Grosdidier¹⁹, K. Grzelak⁵¹, S. Gumenyuk^{28,53}, P. Gunnarsson⁴⁴, M. Gunther⁴⁸, J. Guy³⁷, F. Hahn⁹, S. Hahn⁵², Z. Hajduk¹⁸, A. Hallgren⁴⁸, K. Hamacher⁵², W. Hao³¹, F. J. Harris³⁵, V. Hedberg²⁴, R. Henriques²¹, J. J. Hernandez⁴⁹, P. Herquet², H. Herr⁹, T. L. Hessing³⁵, E. Higon⁴⁹, H. J. Hille⁹, T. S. Hill¹, S.-O. Holmgren⁴⁴, P. J. Holt³⁵, D. Holthuizen³¹, S. Hoorelbeke², M. Houlden²², J. Hrubec⁵⁰, K. Huet², K. Hultqvist⁴⁴, J. N. Jackson²², R. Jacobsson⁴⁴, P. Jalocha¹⁸, R. Janik⁷, Ch. Jarlskog²⁴, G. Jarlskog²⁴, P. Jarry³⁹, B. Jean-Marie¹⁹, E. K. Johansson⁴⁴, L. Jonsson²⁴, P. Jonsson²⁴, C. Joram⁹, P. Juillot¹⁰, M. Kaiser¹⁷, F. Kapusta²³, K. Karafasoulis¹¹, M. Karlsson⁴⁴, E. Karvelas¹¹, A. Katargin⁴², S. Katsanevas³, E. C. Katsoufis³², R. Keranen⁴, B. A. Khomenko¹⁶, N. N. Khovanski¹⁶, B. King²², N. J. Kjaer²⁹, H. Klein⁹, A. Klovning⁴, P. Kluit³¹, B. Koene³¹, P. Kokkinias¹¹, M. Koratzinos⁹, V. Kostoukhine⁴², C. Kourkouvelis³, O. Kouznetsov^{13,16}, P.-H. Kramer⁵², M. Krammer⁵⁰, C. Kreuter¹⁷, I. Kronkvist²⁴, Z. Krumstein¹⁶, W. Krupinski¹⁸, P. Kubinec⁷, W. Kucewicz¹⁸, K. Kurvinen¹⁵, C. Lacasta⁴⁹, I. Laktineh²⁵, S. Lamblot²³, J. W. Lamsa¹, L. Lancieri⁴⁶, D. W. Lane¹, P. Langefeld⁵², V. Lapin⁴², I. Last²², J.-P. Laugier³⁹, R. Lauhakangas¹⁵, G. Leder⁵⁰, F. Ledroit¹⁴, V. Lefebure², C. K. Legan¹, R. Leitner³⁰, Y. Lemoigne³⁹, J. Lemonne², G. Lenzen⁵², V. Lepeltier¹⁹, T. Lesiak¹⁸, D. Liko⁵⁰, R. Lindner⁵², A. Lipniacka³⁶, I. Lippi³⁶, B. Loerstad²⁴, J. G. Loken³⁵, J. M. Lopez⁴¹, D. Loukas¹¹, P. Lutz³⁹, L. Lyons³⁵, J. MacNaughton⁵⁰, G. Maehlum¹⁷, A. Maio²¹, V. Malychiev¹⁶, F. Mandl⁵⁰, J. Marco⁴¹, R. Marco⁴¹, B. Marechal⁴⁷, M. Margoni³⁶, J.-C. Marin⁹, C. Mariotti⁴⁰, A. Markou¹¹, T. Maron⁵², C. Martinez-Rivero⁴¹, F. Martinez-Vidal⁴⁹, S. Marti i Garcia⁴⁹, J. Masik³⁰, F. Matorras⁴¹, C. Matteuzzi⁹, G. Matthiae³⁸, M. Mazzucato³⁶, M. Mc Cubbin⁹, R. Mc Kay¹, R. Mc Nulty²², J. Medbo⁴⁸, M. Merk³¹, C. Meroni²⁸, S. Meyer¹⁷, W. T. Meyer¹⁷, A. Miagkov⁴², M. Michelotto³⁶, E. Migliore⁴⁵, L. Mirabito²⁵, U. Mjoernmark²⁴, T. Moa⁴⁴, R. Moeller²⁹, K. Moenig⁹, M. R. Monge¹³, P. Morettini¹³, H. Mueller¹⁷, L. M. Mundim⁶, W. J. Murray³⁷, B. Muryn¹⁸, G. Myatt³⁵, F. Naraghi¹⁴, F. L. Navarria⁵, S. Navas⁴⁹, K. Nawrocki⁵¹, P. Negri²⁸, W. Neumann⁵², N. Neumeister⁵⁰, R. Nicolaidou³, B. S. Nielsen²⁹, M. Nieuwenhuizen³¹, V. Nikolaenko¹⁰, P. Niss⁴⁴, A. Nomerotski³⁶, A. Normand³⁵, M. Novak¹², W. Oberschulte-Beckmann¹⁷, V. Obraztsov⁴², A. G. Olshevski¹⁶, A. Onofre²¹, R. Orava¹⁵, K. Osterberg¹⁵, A. Ouraou³⁹, P. Paganini¹⁹, M. Paganoni⁹, P. Pages¹⁰, H. Palka¹⁸, Th. D. Papadopoulou³², K. Papageorgiou¹¹, L. Pape⁹, C. Parkes³⁵, F. Parodi¹³, A. Passeri⁴⁰, M. Pegoraro³⁶, L. Peralta²¹, V. Perevozchikov⁴², H. Pernegger⁵⁰, M. Pernicka⁵⁰, A. Perrotta⁵, C. Petridou⁴⁶, A. Petrolini¹³, M. Petrovyck^{28,53}, H. T. Phillips³⁷, G. Piana¹³, F. Pierre³⁹, M. Pimenta²¹, M. Pindo²⁸, S. Plaszczynski¹⁹, O. Podobrin¹⁷, M. E. Pol⁶, G. Polok¹⁸, P. Poropat⁴⁶, V. Pozdniakov¹⁶, M. Prest⁴⁶, P. Privitera³⁸, N. Pukhaeva¹⁶, A. Pullia²⁸, D. Radojicic³⁵, S. Ragazzi²⁸, H. Rahmani³², P. N. Ratoff²⁰, A. L. Read³³, M. Reale⁵², P. Rebecchi¹⁹, N. G. Redaelli²⁸, M. Regler⁵⁰, D. Reid⁹, P. B. Renton³⁵, L. K. Resvanis³, F. Richard¹⁹, J. Richardson²², J. Ridky¹², G. Rinaudo⁴⁵, I. Ripp³⁹, A. Romero⁴⁵, I. Roncagliolo¹³, P. Ronchese³⁶, L. Roos¹⁴, E. I. Rosenberg¹, E. Rosso⁹, P. Roudeau¹⁹, T. Rovelli⁵, W. Ruckstuhl³¹, V. Ruhlmann-Kleider³⁹, A. Ruiz⁴¹, H. Saarikko¹⁵, Y. Sacquin³⁹, A. Sadovscky¹⁶, O. Sahr¹⁴, G. Sajot¹⁴, J. Salt⁴⁹, J. Sanchez²⁶, M. Sannino¹³, M. Schimmelpfennig¹⁷, H. Schneider¹⁷, U. Schwickerath¹⁷, M. A. E. Schyns⁵², G. Sciolla⁴⁵, F. Scuri⁴⁶, P. Seager²⁰, Y. Sedykh¹⁶, A. M. Segar³⁵, A. Seitz¹⁷, R. Sekulin³⁷, R. C. Shellard⁶, I. Siccama³¹, P. Siegrist³⁹, S. Simonetti³⁹, F. Simonetto³⁶, A. N. Sisakian¹⁶, B. Sitar⁷, T. B. Skaali³³, G. Smadja²⁵, O. Smirnova²⁴, G. R. Smith³⁷, A. Sokolov⁴², R. Sosnowski⁵¹, D. Souza-Santos⁶, T. Spassov²¹, E. Spiriti⁴⁰, P. Sponholz⁵², S. Squarcia¹³, C. Stanescu⁴⁰, S. Stapnes³³, I. Stavitski³⁶, F. Stichelbaut⁹, A. Stocchi¹⁹, J. Strauss⁵⁰, R. Strub¹⁰, B. Stugu⁴, M. Szczekowski⁵¹

M.Szeptycka⁵¹, T.Tabarelli²⁸, J.P.Tavernet²³, A.Tilquin²⁷, J.Timmermans³¹, L.G.Tkatchev¹⁶, T.Todorov¹⁰, S.Todorova¹⁰, D.Z.Toet³¹, A.Tomaradze², B.Tome²¹, A.Tonazzo²⁸, L.Tortora⁴⁰, G.Transtromer²⁴, D.Treille⁹, W.Trischuk⁹, G.Tristram⁸, A.Trombini¹⁹, C.Troncon²⁸, A.Tsirou⁹, M-L.Turluer³⁹, I.A.Tyapkin¹⁶, M.Tyndel³⁷, S.Tzamaras²², B.Ueberschaer⁵², O.Ullaland⁹, G.Valenti⁵, E.Vallazza⁹, C.Vander Velde², G.W.Van Apeldoorn³¹, P.Van Dam³¹, W.K.Van Doninck², J.Van Eldik³¹, N.Vassilopoulos³⁵, G.Vegni²⁸, L.Ventura³⁶, W.Venus³⁷, F.Verbeure², M.Verlato³⁶, L.S.Vertogradov¹⁶, D.Vilanova³⁹, P.Vincent²⁵, L.Vitale⁴⁶, E.Vlasov⁴², A.S.Vodopyanov¹⁶, V.Vrba¹², H.Wahlen⁵², C.Walck⁴⁴, M.Weierstall⁵², P.Weilhammer⁹, C.Weiser¹⁷, A.M.Wetherell⁹, D.Wicke⁵², J.H.Wickens², M.Wielers¹⁷, G.R.Wilkinson³⁵, W.S.C.Williams³⁵, M.Winter¹⁰, M.Witek¹⁸, K.Woschnagg⁴⁸, K.Yip³⁵, O.Yushchenko⁴², F.Zach²⁵, A.Zaitsev⁴², A.Zalewska⁹, P.Zalewski⁵¹, D.Zavrtanik⁴³, E.Zevgolatakis¹¹, N.I.Zimin¹⁶, M.Zito³⁹, D.Zontar⁴³, R.Zuberi³⁵, G.C.Zucchelli⁴⁴, G.Zumerle³⁶

¹Ames Laboratory and Department of Physics, Iowa State University, Ames IA 50011, USA

²Physics Department, Univ. Instelling Antwerpen, Universiteitsplein 1, B-2610 Wilrijk, Belgium and IIHE, ULB-VUB, Pleinlaan 2, B-1050 Brussels, Belgium

and Faculté des Sciences, Univ. de l'Etat Mons, Av. Maistriau 19, B-7000 Mons, Belgium

³Physics Laboratory, University of Athens, Solonos Str. 104, GR-10680 Athens, Greece

⁴Department of Physics, University of Bergen, Allégaten 55, N-5007 Bergen, Norway

⁵Dipartimento di Fisica, Università di Bologna and INFN, Via Irnerio 46, I-40126 Bologna, Italy

⁶Centro Brasileiro de Pesquisas Físicas, rua Xavier Sigaud 150, RJ-22290 Rio de Janeiro, Brazil

and Depto. de Física, Pont. Univ. Católica, C.P. 38071 RJ-22453 Rio de Janeiro, Brazil

and Inst. de Física, Univ. Estadual do Rio de Janeiro, rua São Francisco Xavier 524, Rio de Janeiro, Brazil

⁷Comenius University, Faculty of Mathematics and Physics, Mlynska Dolina, SK-84215 Bratislava, Slovakia

⁸Collège de France, Lab. de Physique Corpusculaire, IN2P3-CNRS, F-75231 Paris Cedex 05, France

⁹CERN, CH-1211 Geneva 23, Switzerland

¹⁰Centre de Recherche Nucléaire, IN2P3 - CNRS/ULP - BP20, F-67037 Strasbourg Cedex, France

¹¹Institute of Nuclear Physics, N.C.S.R. Demokritos, P.O. Box 60228, GR-15310 Athens, Greece

¹²FZU, Inst. of Physics of the C.A.S. High Energy Physics Division, Na Slovance 2, 180 40, Praha 8, Czech Republic

¹³Dipartimento di Fisica, Università di Genova and INFN, Via Dodecaneso 33, I-16146 Genova, Italy

¹⁴Institut des Sciences Nucléaires, IN2P3-CNRS, Université de Grenoble 1, F-38026 Grenoble Cedex, France

¹⁵Research Institute for High Energy Physics, SEFT, P.O. Box 9, FIN-00014 Helsinki, Finland

¹⁶Joint Institute for Nuclear Research, Dubna, Head Post Office, P.O. Box 79, 101 000 Moscow, Russian Federation

¹⁷Institut für Experimentelle Kernphysik, Universität Karlsruhe, Postfach 6980, D-76128 Karlsruhe, Germany

¹⁸Institute of Nuclear Physics and University of Mining and Metallurgy, Ul. Kawiory 26a, PL-30055 Krakow, Poland

¹⁹Université de Paris-Sud, Lab. de l'Accélérateur Linéaire, IN2P3-CNRS, Bât. 200, F-91405 Orsay Cedex, France

²⁰School of Physics and Materials, University of Lancaster, Lancaster LA1 4YB, UK

²¹LIP, IST, FCUL - Av. Elias Garcia, 14-1º, P-1000 Lisboa Codex, Portugal

²²Department of Physics, University of Liverpool, P.O. Box 147, Liverpool L69 3BX, UK

²³LPNHE, IN2P3-CNRS, Universités Paris VI et VII, Tour 33 (RdC), 4 place Jussieu, F-75252 Paris Cedex 05, France

²⁴Department of Physics, University of Lund, Sölvegatan 14, S-22363 Lund, Sweden

²⁵Université Claude Bernard de Lyon, IPNL, IN2P3-CNRS, F-69622 Villeurbanne Cedex, France

²⁶Universidad Complutense, Avda. Complutense s/n, E-28040 Madrid, Spain

²⁷Univ. d'Aix - Marseille II - CPP, IN2P3-CNRS, F-13288 Marseille Cedex 09, France

²⁸Dipartimento di Fisica, Università di Milano and INFN, Via Celoria 16, I-20133 Milan, Italy

²⁹Niels Bohr Institute, Blegdamsvej 17, DK-2100 Copenhagen 0, Denmark

³⁰NC, Nuclear Centre of MFF, Charles University, Areal MFF, V Holesovickach 2, 180 00, Praha 8, Czech Republic

³¹NIKHEF-H, Postbus 41882, NL-1009 DB Amsterdam, The Netherlands

³²National Technical University, Physics Department, Zografou Campus, GR-15773 Athens, Greece

³³Physics Department, University of Oslo, Blindern, N-1000 Oslo 3, Norway

³⁴Dpto. Física, Univ. Oviedo, C/P. Pérez Casas, S/N-33006 Oviedo, Spain

³⁵Department of Physics, University of Oxford, Keble Road, Oxford OX1 3RH, UK

³⁶Dipartimento di Fisica, Università di Padova and INFN, Via Marzolo 8, I-35131 Padua, Italy

³⁷Rutherford Appleton Laboratory, Chilton, Didcot OX11 0QX, UK

³⁸Dipartimento di Fisica, Università di Roma II and INFN, Tor Vergata, I-00173 Rome, Italy

³⁹Centre d'Etudes de Saclay, DSM/DAPNIA, F-91191 Gif-sur-Yvette Cedex, France

⁴⁰Istituto Superiore di Sanità, Ist. Naz. di Fisica Nucl. (INFN), Viale Regina Elena 299, I-00161 Rome, Italy

⁴¹Instituto de Física de Cantabria (CSIC-UC), Avda. los Castros, S/N-39006 Santander, Spain, (CICYT-AEN93-0832)

⁴²Inst. for High Energy Physics, Serpukov P.O. Box 35, Protvino, (Moscow Region), Russian Federation

⁴³J. Stefan Institute and Department of Physics, University of Ljubljana, Jamova 39, SI-61000 Ljubljana, Slovenia

⁴⁴Fysikum, Stockholm University, Box 6730, S-113 85 Stockholm, Sweden

⁴⁵Dipartimento di Fisica Sperimentale, Università di Torino and INFN, Via P. Giuria 1, I-10125 Turin, Italy

⁴⁶Dipartimento di Fisica, Università di Trieste and INFN, Via A. Valerio 2, I-34127 Trieste, Italy

and Istituto di Fisica, Università di Udine, I-33100 Udine, Italy

⁴⁷Univ. Federal do Rio de Janeiro, C.P. 68528 Cidade Univ., Ilha do Fundão BR-21945-970 Rio de Janeiro, Brazil

⁴⁸Department of Radiation Sciences, University of Uppsala, P.O. Box 535, S-751 21 Uppsala, Sweden

⁴⁹IFIC, Valencia-CSIC, and D.F.A.M.N., U. de Valencia, Avda. Dr. Moliner 50, E-46100 Burjassot (Valencia), Spain

⁵⁰Institut für Hochenergiephysik, Österr. Akad. d. Wissensch., Nikolsdorfergasse 18, A-1050 Vienna, Austria

⁵¹Inst. Nuclear Studies and University of Warsaw, Ul. Hoza 69, PL-00681 Warsaw, Poland

⁵²Fachbereich Physik, University of Wuppertal, Postfach 100 127, D-42097 Wuppertal 1, Germany

⁵³On leave of absence from IHEP Serpukhov

1 Introduction

Correlations between identical pions have been studied extensively in different types of reactions (see [1]). An enhancement at small relative momenta is usually attributed to the Bose-Einstein (BE) effect. Interference between two neutral kaons has also revealed the influence of BE statistics. In particular, at LEP energies $K_S^0 K_S^0$ correlations have been measured in three experiments [2–4]. Correlations between identical charged kaons have been studied in only a few experiments with hadronic or nuclear beams and targets [5].

This paper presents, for the first time, results on correlations between $K^\pm K^\pm$ pairs in e^+e^- annihilations, based on data collected by the DELPHI detector in 1994. The charged kaons are identified by the Ring Image Cherenkov (RICH) detectors. An updated result for $K_S^0 K_S^0$ interference is also presented.

The correlation function studied here is defined as

$$R(Q) = \frac{P(q_1, q_2)}{P(q_1)P(q_2)}, \quad (1)$$

where $P(q_1, q_2)$ is the two-particle probability density with the BE effect included and $P(q_1)P(q_2)$ is a reference density where no BE effect is present. The analysis is made in terms of the kinematic variable Q defined by

$$Q^2 = -(q_1 - q_2)^2 = M^2 - 4m_K^2, \quad (2)$$

where q_1 and q_2 are the four-momenta and M is the invariant mass of the pair of kaons. The correlation function $R(Q)$ is parametrised by the function

$$R(Q) = 1 + \lambda \exp(-r^2 Q^2), \quad (3)$$

where the parameter r gives the source size and λ measures the strength of the correlation between the kaons.

2 Experimental procedure

The study is based on a sample of e^+e^- annihilations into hadrons at a centre-of-mass energy around 91.2 GeV, taken with the DELPHI detector [6]. The analysis relies on the information provided by the tracking detectors: the Micro Vertex Detector (VD), the Inner Detector (ID), the Time Projection Chamber (TPC), the Outer Detector (OD) and the Forward Chambers (FCA, FCB).

Charged particles are selected if they have polar angle θ with respect to the beam axis between 25° and 155° , momentum larger than 0.2 GeV/c and smaller than 50 GeV/c, and measured track length in the TPC larger than 50 cm. Hadronic events are selected if they have at least 5 charged particles, total energy of the charged particles (when assigned the pion mass) over 3 GeV in each of the two hemispheres (θ below and above 90°), total energy of all charged particles larger than 15 GeV, total momentum imbalance less than 30 GeV/c, and polar angle of the thrust axis satisfying $|\cos \theta_{th}| < 0.75$.

To ensure that the analysis of K^\pm pairs is restricted to charged particles coming directly from the Z^0 decay, the tracks used to calculate the Q -variable of a pair must have an impact parameter with respect to the mean beam spot for the fill of LEP below 0.1 cm in the transverse plane and 1 cm along the beam direction. These strict cuts on both transverse and longitudinal impact parameters remove most particles from K_S^0 and Λ decays.

The K^\pm identification relies on the Barrel Ring Imaging CHerenkov (RICH) detector [7]. A charged particle is identified by measuring the angle of emission of its Cherenkov light, thereby determining its velocity, and its momentum. The K^\pm were selected as in a previous study of inclusive K^\pm production [8]. The present analysis selected charged kaons with momenta larger than 2.5 GeV/c, which are identified with a purity of about 70% (estimated from simulation).

A sample of 1,020,889 events from data collected in 1994 pass the selections above and have both the liquid and the gas RICH operational. There are 108,262 events with at least two charged kaons.

The detector effects on the analysis were estimated using the DELPHI simulation program DELSIM [9]. The events were generated using the JETSET 7.3 Parton Shower model [10] with parameters tuned to DELPHI data [11].

The K_S^0 analysis updates earlier results [3], and now includes all DELPHI data collected at LEP from 1991 to 1994. A total of 3,041,134 events satisfied the hadronic event selection. The K_S^0 are detected by their decay in flight into $\pi^+\pi^-$. Such decays are normally separated from the Z decay point (primary vertex), which is measured for each event. Candidates for secondary decays, V^0 , were found by considering all pairs of particles with opposite charge and applying the selection criteria described in [3].

3 Correlations in the K^+K^+ and K^-K^- system

In the present analysis the K^+K^- two-particle density is used as a reference sample. The measurement of the $R(Q)$ distribution requires the Q distributions for like-sign and unlike-sign kaon pairs. Fig. 1 shows the Q distributions for like-sign (close circles) and for unlike-sign (open circles) charged particle combinations, where all particles were identified as kaons. The unlike-sign distribution is normalized to the like-sign distribution in the interval $0.6 < Q < 1.5$ GeV/c².

Fully simulated data showed that when Q is above 0.15 GeV/c², $R(Q)$ is not affected by the detector. However there are significant losses of like-sign combinations for smaller Q . Therefore the analysis was restricted to Q values above 0.15 GeV/c².

To measure the correlation for charged kaon pairs, the contamination of non-kaon pairs must be subtracted. Using the JETSET 7.3 PS model [10] to generate hadronic events, and with full simulation of these events in the detector [9], 58% of the pairs are found to be kaon pairs and the remaining 42% are predominantly $K\pi$ pairs. The background Q distribution for non-kaon pairs was obtained from the same data by requiring the kaon hypothesis for one particle and non-kaon for the other. The simulation shows that the composition of this sample of non-kaon pairs is 8% kaon pairs and 92% others. The fractions of pairs quoted are for all combinations (like sign plus unlike sign). The difference between the fractions for like-sign and unlike-sign combinations and the errors on these fractions (due to limited statistics for the simulated events) are less than the systematic uncertainties on the fractions.

For convenience, the first selection is henceforth called the kaon pair selection (with 58% of kaon pairs and 42% others) and the second is called the non-kaon pair selection (with 8% kaon pairs and 92% others). The lower part of Fig. 1 shows the Q -distribution for the non-kaon pair selection for like-sign (black squares) and unlike-sign pairs (open squares). These distributions were normalized to the contamination of non-kaon pairs (42%) in the kaon pair selection. The distributions for non-kaon pairs were subtracted from the distributions for kaon pairs to obtain the Q distributions for pure kaon pairs. The resulting distributions for like-sign and unlike-sign pure kaon pairs are shown in Fig.

2a. The distribution for K^+K^- pairs is normalized to the like-sign kaon distribution in the interval $0.6 < Q < 1.5$ GeV/ c^2 .

In order to remove the effect of the $\phi(1020)$ in the unlike-sign reference sample the following procedure was adopted. The $Q_{K^+K^-}$ spectrum (Fig. 2a) was fitted to the form

$$N_{K^+K^-}(Q) = \alpha_1.BW(Q).BG(Q) + \alpha_2.BG(Q) \quad (4)$$

with $BW(Q)$ the relativistic Breit-Wigner shape and the background term parametrised as

$$BG(M) = (M - M_{th})^{\alpha_3} \exp(-\alpha_4 M - \alpha_5 M^2), \quad (5)$$

where M and Q are related by equation (2), the α_i are fitted parameters, and M_{th} is the threshold invariant mass of the two kaons (for more details of the fitting procedure used, see for example Ref. [12]).

In the fitting procedure, the ϕ mass was fixed to the PDG value [13] while the width was allowed to vary. The measured width of the ϕ was 9.5 MeV, which includes the experimental resolution. The parameters α_1 and α_2 are then used to assign to the K^+K^- combinations the weight

$$W(M) = \frac{\alpha_2}{\alpha_1.BW(M) + \alpha_2}. \quad (6)$$

The resulting K^+K^- Q -distribution without ϕ contamination is shown in Fig. 2b together with the Q -distribution for like-sign kaon pairs. There is an excess of same sign KK events for Q below 0.5 GeV/ c^2 , which can be interpreted as a BE enhancement. The ratio

$$R(Q) = \frac{N(K^\pm K^\pm)}{N(K^+ K^-)} \quad (7)$$

after all the above corrections is shown in Fig. 3a.

The best fit to the expression

$$R(Q) = 1 + \lambda \exp(-r^2 Q^2) \quad (8)$$

gives the values:

$$\lambda = 0.82 \pm 0.11(stat) \pm 0.25(syst) \quad (9)$$

$$r = 0.48 \pm 0.04(stat) \pm 0.07(syst) \text{ fm}, \quad (10)$$

with $\chi^2 = 13$ for 11 degrees of freedom and correlation coefficient 0.8. This fit is shown by the curve on Fig. 3a.

It has to be remarked that the ratio (7) calculated using JETSET events without BE correlations and without ϕ contamination in the K^+K^- Q -distribution is practically constant in the region $0.15 < Q < 1.5$ GeV/ c^2 . This confirms the validity of using the K^+K^- two-particle density as a reference sample.

The systematic errors quoted in eq. (9) and eq. (10) include the uncertainties due to:

- the fractions of non-kaon pairs which were obtained from simulated events. The fraction of non-kaon pairs (with central value 0.42) was varied between 0.33 and 0.51. This variation was estimated by comparing the fraction of decay pions from K_S^0 passing the charged kaon selection criteria from real and from simulated events. The error due to this source was estimated to be ± 0.15 for λ and ± 0.02 fm for r .
- the variation of the reference sample due to ϕ contamination. The K^+K^- Q -distribution without ϕ contamination was also estimated by another fit to the $Q_{K^+K^-}$ spectrum using equation (5) but with the ϕ region (between 0.20 and 0.34 GeV/ c^2)

- excluded from the fit. For each point in the region with Q below $0.45 \text{ GeV}/c^2$, the average of the two measurements was used and half the difference between the two values was considered as the systematic error. The systematic error was added to the statistical error in quadrature. For the first data point in Fig. 3a, this procedure decreases $R(Q)$ by about 20% and increases the error by about a factor two. The uncertainty from this source was estimated to be ± 0.14 for λ and ± 0.01 for r .
- the inclusion of $f_0(980)$ decay kaons in the K^+K^- reference sample. The $f_0(980)$ correction was calculated as in [3]. The uncertainty from this source was estimated to be ± 0.11 for λ and ± 0.01 for r .
 - the final state Coulomb interactions. Correcting by the Gamow factor [15] increases λ by 0.09 and does not change r . One calculation [16] suggests that the Gamow factor overestimates the size of the final state interaction. Hence it was decided not to correct the λ parameter for Coulomb interactions but to include a systematic error of ± 0.09 for λ due to this source.
 - another choice of the reference sample. An alternative reference sample was calculated from simulated events without BE correlations and was normalized to the distribution of real events in the interval $0.6 < Q < 1.5 \text{ GeV}/c^2$. The resulting $R(Q)$ distribution is shown in Fig. 3b, together with the fit by equation (3). The fitted values of λ and r are:

$$\lambda = 0.78 \pm 0.13 \quad (11)$$

$$r = 0.42 \pm 0.04 \text{ fm} . \quad (12)$$

The relative uncertainties due to this different choice of the reference sample were estimated as the difference between these values and the values measured using the unlike-sign uncorrelated background, i.e. ± 0.04 for λ and $\pm 0.06 \text{ fm}$ for r .

The total systematic error was calculated by adding all contributions in quadrature.

4 Correlations in the $K_S^0 K_S^0$ system

The $\pi^+\pi^-$ invariant mass spectrum from the accepted K_S^0 candidates is shown in Fig. 4(a). A clear signal of about 541,000 K_S^0 is seen over a background of about 14% within $\pm 10 \text{ MeV}/c^2$ of the peak. In an interval of $\pm 10 \text{ MeV}/c^2$ around the nominal K^0 mass, the average detection efficiency for K_S^0 to $\pi^+\pi^-$, determined from a simulated sample and weighted by the momentum spectrum predicted by JETSET PS, is 26.4%.

From a sample of simulated data the background from Λ decays into $p\pi^-$ was found to be uniform in the $\pi^+\pi^-$ mass spectrum. The level of this background is about 2% under the peak. The contribution from photon conversions was found to be negligible.

The number of K_S^0 pairs was evaluated using the same procedure as in reference [3]. The correlation between Δm_1 and Δm_2 (the absolute differences between the invariant mass of the K_S^0 candidate and the known K_S^0 mass) is shown in Fig. 4(b). The ‘‘signal region’’, defined by $\Delta m_1, \Delta m_2 < 10 \text{ MeV}/c^2$, contains 75,065 pairs. The number of true pairs in the signal region can be estimated as in [3], giving after background subtraction $55,498 \pm 280(stat)$ $K_S^0 K_S^0$ pairs among which $25,501 \pm 188(stat)$ have $Q < 2 \text{ GeV}/c^2$.

In the present analysis, simulated events were used to supply the reference sample. Other methods are possible, based on the use of particles from different events to provide an uncorrelated sample. Such ‘mixed event’ methods have been useful in charged pion analyses [19], but have been found to be problematic in their application to K_S^0 data [2]. A sample of 2,548,000 simulated Z^0 decays was generated using the JETSET model without

BE symmetrization for the K^0 . These data were passed through the detailed DELPHI simulation and the simulated electronic signals processed through the same programs as the real data.

To measure the correlation function, we define the ratio $R_{meas}(Q) = \mathcal{N} \times N_R(Q)/N_S(Q)$, where N_R and N_S are the number of K_S^0 pairs per interval of Q for real and simulated data after appropriate background subtraction, and \mathcal{N} is a normalization factor computed as the ratio of N_S and N_R in the range between $0.667 \text{ GeV}/c^2$ and $2 \text{ GeV}/c^2$. $N_R(Q)$ and $N_S(Q)/\mathcal{N}$ are shown in Fig. 5. The correlation function $R_{meas}(Q)$ is plotted in Fig. 6. An enhancement is clearly visible in the region $Q < 0.6 \text{ GeV}/c^2$.

The best fit to the expression

$$R(Q) = 1 + \lambda \exp(-r^2 Q^2) \quad (13)$$

gives the values:

$$\lambda = 0.61 \pm 0.16(stat) \pm 0.16(syst) \quad (14)$$

$$r = 0.55 \pm 0.08(stat) \pm 0.12(syst) \text{ fm}, \quad (15)$$

with $\chi^2 = 23$ for 10 degrees of freedom and correlation coefficient 0.8. The systematic errors were calculated by adding in quadrature all the contributions described in [3].

Decays of mesons like $f_0(980)$ and $a_0(980)$, which are not present in the simulated sample, can fake the correlation effect, producing two K_S^0 very close in momentum. A correction for $f_0(980)$ production (see our previous paper [3]), using the measured $f_0(980)$ production rate [12], shows that the $f_0(980)$ can account for only a small part of the measured BE excess.

5 Summary and Conclusions

The first observation of like-sign charged kaon correlations in hadronic e^+e^- annihilations at the Z mass has been made using data collected by the DELPHI detector during 1994. The charged kaons are identified with the RICH detectors. The correlation function shows an enhancement, which we interpret as due to the Bose-Einstein interference between identical bosons, and which can be represented by a Gaussian as in equation (8) with parameters

$$\lambda = 0.82 \pm 0.11 \pm 0.25 \quad (16)$$

$$r = 0.48 \pm 0.04 \pm 0.07 \text{ fm}. \quad (17)$$

Low- Q correlations between pairs of K_S^0 from the decay of the Z^0 have been observed with the DELPHI detector at LEP, using a sample of about 55,000 pairs coming from more than 3 million selected hadronic events. The results show an enhancement, interpreted as due to Bose-Einstein interference, which can be parametrised by a Gaussian as in equation (8) with parameters

$$\lambda = 0.61 \pm 0.16 \pm 0.16 \quad (18)$$

$$r = 0.55 \pm 0.08 \pm 0.12 \text{ fm}. \quad (19)$$

Assuming that the strength of the Bose-Einstein effect can be parametrised by $\lambda \leq 1$ for interfering pairs, and if only like-strangeness identical neutral kaons contribute to the observed enhancement at low Q , then λ values considerably smaller than 1 would be expected for $K_S^0 K_S^0$ pairs. According to JETSET PS, 28% of the low- Q $K_S^0 K_S^0$ pairs come

Combination	λ	r fm	Ref.
$K^\pm K^\pm$	$0.82 \pm 0.11 \pm 0.25$	$0.48 \pm 0.04 \pm 0.07$	this analysis
$K_S^0 K_S^0$	$1.14 \pm 0.23 \pm 0.32$	$0.76 \pm 0.10 \pm 0.11$	[2]
	$0.61 \pm 0.16 \pm 0.16$	$0.55 \pm 0.08 \pm 0.12$	this analysis
	$1.4 \pm 0.3 \pm 0.4$	$0.71 \pm 0.07 \pm 0.15$	[4]
$\pi^\pm \pi^\pm$	0.35 ± 0.04	0.42 ± 0.04	[19]
	0.40 ± 0.02	0.50 ± 0.02	[21]
$\pi^0 \pi^0$	$0.37 \pm 0.03 \pm 0.12$	$0.40 \pm 0.03 \pm 0.13$	[20]
$\pi^\pm \pi^\pm$ (prompt pions)	$1.06 \pm 0.05 \pm 0.16$	$0.49 \pm 0.01 \pm 0.05$	[22]

Table 1: Parameters λ and r in the Gaussian parametrisation in e^+e^- interactions at LEP, for different like-sign particles.

from identical $K^0 K^0$ (or $\overline{K^0 K^0}$) pairs; about 70% of these pairs originate from prompt sources. If the positive interference at low Q affected only the $K^0 K^0$ (or $\overline{K^0 K^0}$) pairs, the expected value for λ would be $\simeq 0.2$. Thus it is unlikely that only identical neutral kaons are responsible for the observed enhancement at low Q . Our results support the hypothesis [18] that K_S^0 coming from $K^0 \overline{K^0}$ pairs also exhibit constructive interference at $Q \simeq 0$.

The values of λ and r measured at LEP for particle pairs using a Gaussian parametrisation for $R(Q)$ are presented in Table 1.[†] The values of the λ and r parameters for charged kaon pairs are in agreement with those obtained for $K_S^0 K_S^0$. The correlation strength λ is expected to be bigger for charged kaon pairs than for $K_S^0 K_S^0$, if $K_S^0 K_S^0$ pairs coming from $K^0 \overline{K^0}$ do not interfere at low Q . Similar λ values for charged kaon pairs and for $K_S^0 K_S^0$ pairs yield additional support to the prediction [18] of a dynamic enhancement at low Q in $K_S^0 K_S^0$ coming from $K^0 \overline{K^0}$.

The radius of emission of kaons is consistent with that measured for pions. The average value of λ for kaon pairs calculated by using all four measurements at LEP is $\lambda_{KK} = 0.85 \pm 0.18$, which is considerably higher than the ones for all pions and in good agreement with the value obtained for prompt pions [22]. It may also be remarked that a non-negligible fraction of kaons is expected to come from the decay of long-lived charm and bottom states, and these are not expected to interfere with prompt kaons within the observed range of Q values. Correcting for this effect using the JETSET PS model would increase λ by about 40–50%.

Acknowledgements

We are greatly indebted to our technical collaborators and to the funding agencies for their support in building and operating the DELPHI detector, and to the members of the CERN-SL Division for the excellent performance of the LEP collider.

[†]For charged pions the parameters λ and r , shown with only statistical errors, are the ones obtained with an event-mixing reference sample. The decay products of the η and η' mesons strongly influence the values of λ and r when these parameters are estimated by using an unlike-sign reference sample [22].

References

- [1] B. Lörstad, Int. J. Mod. Phys. **A4** (1989) 2861;
W.A. Zajc, in: *Hadronic Multiparticle Production*, ed. P. Carruthers (World Scientific, 1988) p. 235;
F. Verbeure, in *Proc. XXIIInd Int. Symp. on Multiparticle Dynamics*, Santiago de Compostela, ed. C. Pajares (World Scientific, 1993) p. 218.
- [2] OPAL Collaboration, P. D. Acton et al., Phys. Lett. **B298** (1993) 456;
OPAL Collaboration, R. Akers et al., “The production of neutral kaons in Z^0 decays and their Bose-Einstein correlations”, CERN-PPE/95-024.
- [3] DELPHI Collaboration, P. Abreu et al., Phys. Lett. **B323** (1994) 242.
- [4] ALEPH Collaboration, D. Buskulic et al., Z. Phys. **C64** (1994) 361.
- [5] T. Akesson et al., Phys. Lett. **B155** (1985) 128;
M. Aguilar-Benitez et al., Z. Phys. **C54** (1992) 21;
Y. Akiba et al., Phys. Rev. Lett. **70** (1993) 1057;
NA44 Collaboration, H. Beker et al., Z. Phys. **C64** (1994) 209;
NA44 Collaboration, H. Beker et al., Phys. Rev. Lett. **74** (1995) 3340.
- [6] DELPHI Collaboration, P. Aarnio et al., Nucl. Instr. Methods **A303** (1991) 233.
- [7] DELPHI Collaboration, P. Abreu et al., Nucl. Instr. Methods **A323** (1992) 351.
- [8] DELPHI Collaboration, P. Abreu et al., Nucl. Phys. **B444** (1995) 3.
- [9] DELPHI Collaboration, DELSIM User’s Guide, DELPHI Note 89-67 PROG 142.
- [10] T. Sjöstrand, Comp. Phys. Comm. **27** (1982) 243; **28** (1983) 229;
T. Sjöstrand, M. Bengtsson, Comp. Phys. Comm. **43** (1987) 367.
- [11] DELPHI Collaboration, “*Tuning and Test of Fragmentation Models Based on Identified Particles and Precision Event Shape Data*”, Contributed paper EPS0548 to the Int. Conf. on High Energy Physics, Brussels, Belgium, July 1995.
- [12] DELPHI Collaboration, P. Abreu et al., Phys. Lett. **B298** (1993) 236.
- [13] Particle Data Group, Phys. Rev. **D50** (1994) 1173.
- [14] T.A. Armstrong et al. (WA76 Collaboration), Z. Phys. **C51** (1991) 351.
- [15] M. Gyulassy, S.K. Kaufmann and L.W. Wilson, Phys. Rev. **C20** (1979) 2267.
- [16] M.G. Bowler, Phys. Lett. **B270** (1991) 69.
- [17] M. Aguilar-Benitez et al. (Particle Data Group), Phys. Rev. **D45** (1992).
- [18] H. Lipkin, Phys. Lett. **B219** (1989) 474; H. Lipkin, Phys. Rev. Lett. **69** (1992) 3700.
- [19] DELPHI Collaboration, P. Abreu et al., Phys. Lett. **B286** (1992) 201.
- [20] L3 Collaboration, Yi Fang Wang et al., Contributed paper to the XXVIIth Int. Conf. on High Energy Physics, Glasgow, U.K., July 1994.
- [21] ALEPH Collaboration, D. Decamp et al., Z. Phys. **C54** (1992) 75.
- [22] DELPHI Collaboration, P. Abreu et al., Z. Phys. **C63** (1994) 17.

DELPHI

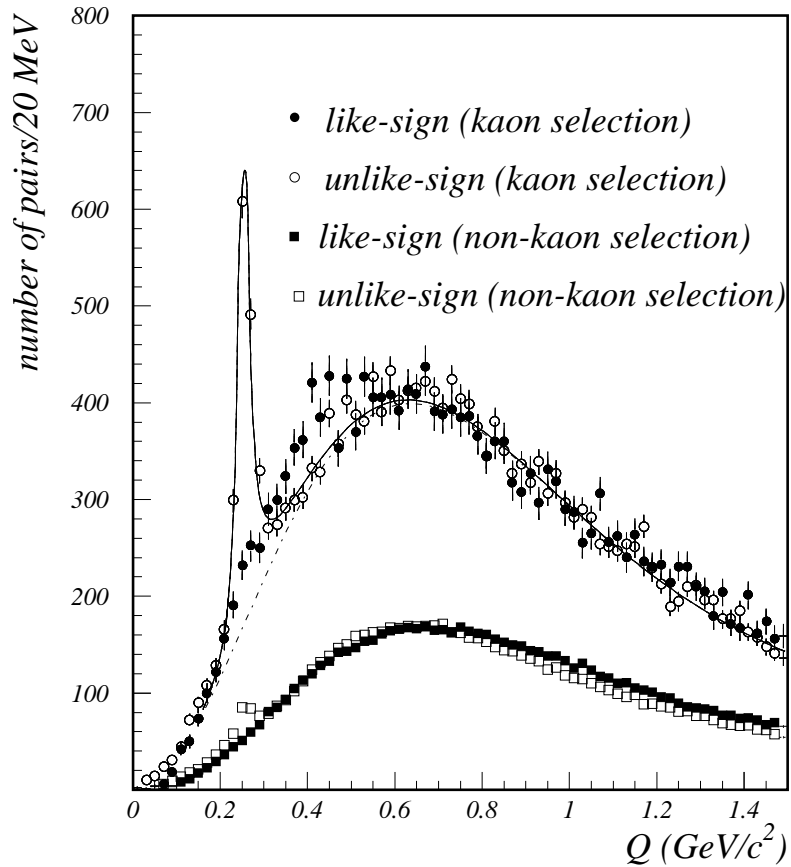


Figure 1: Q -distributions for like-sign (black circles) and for unlike-sign (open circles) kaon pairs. The full line is a fit by equation (4) to unlike-sign pairs. The background after subtracting the $\phi(1020)$ is shown as the dashed curve. The lower plots show the Q -distributions for like-sign (black squares) and unlike-sign (open squares) pairs for the non-kaon pair selection.

DELPHI

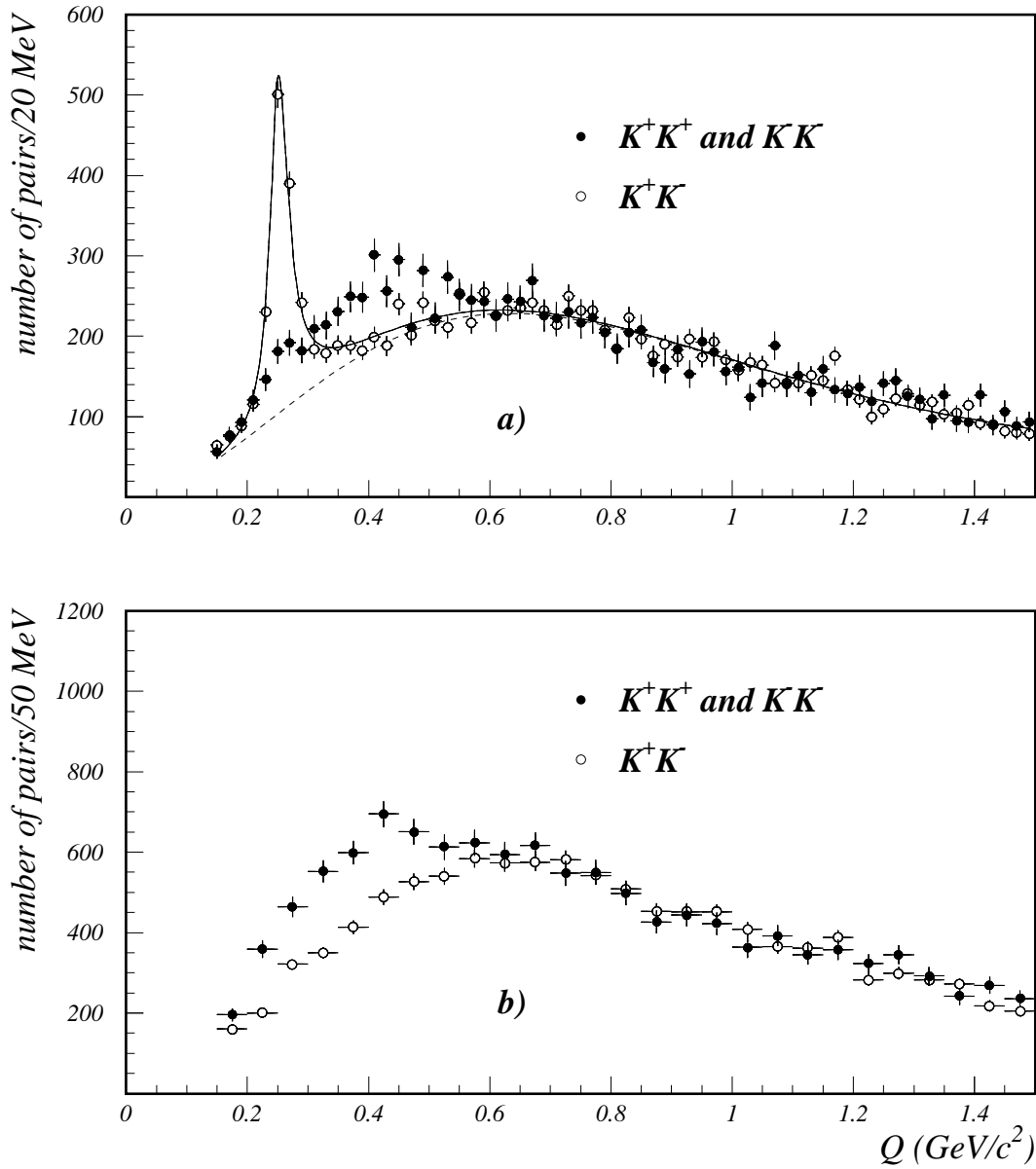


Figure 2: (a) Q distributions after subtracting the non-kaon contaminations for like-sign (black circles) and for unlike-sign (open circles) kaon pairs. The full curve is a fit by equation (4) to unlike-sign kaon pairs. The background after subtracting the $\phi(1020)$ is shown as the dashed curve. (b) Same as Fig. 2a but without ϕ contamination in unlike-sign charged kaon pairs.

DELPHI

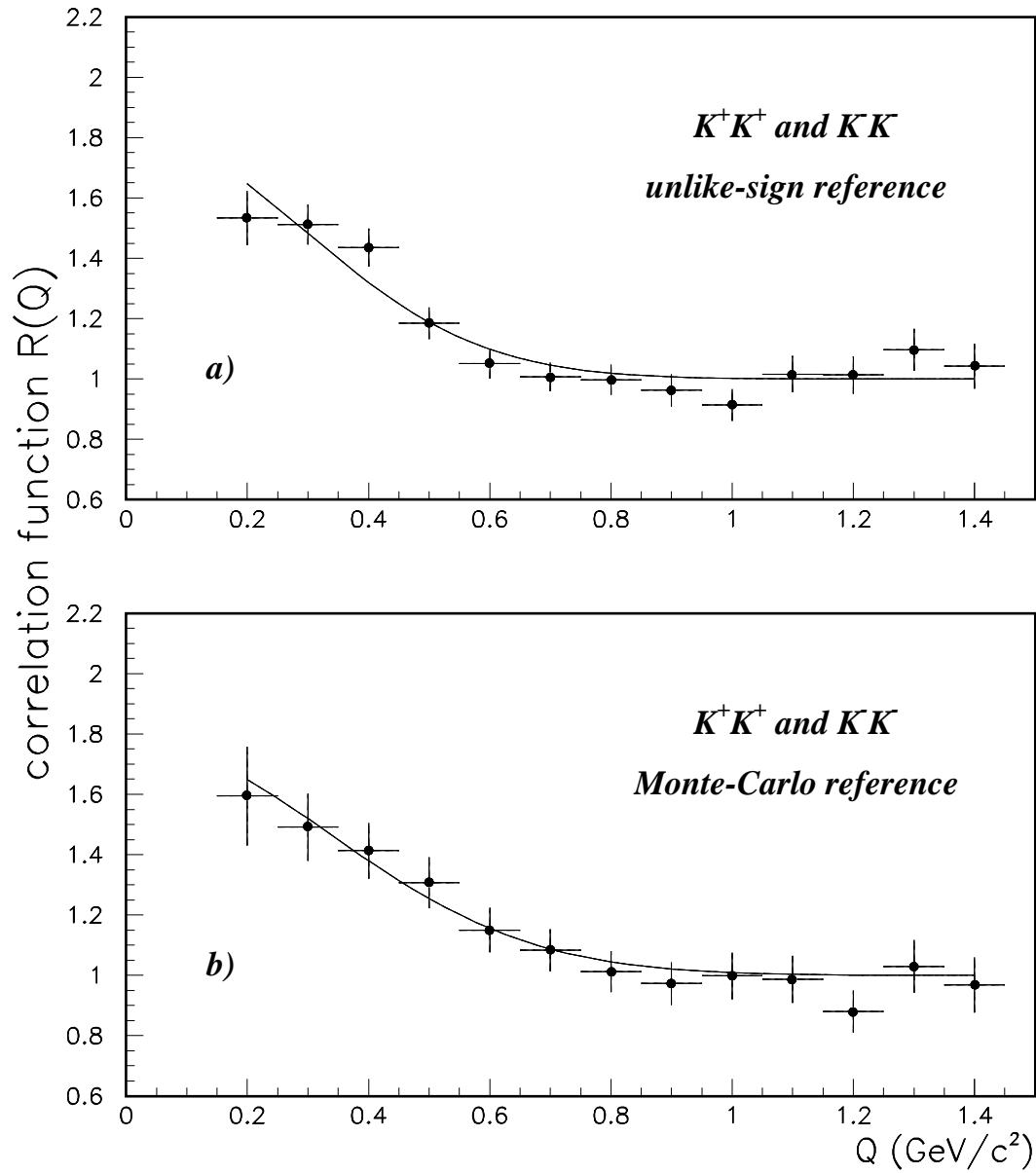


Figure 3: The ratio $R(Q)$ for charged kaons: (a) for the unlike-sign reference sample and (b) for the Monte-Carlo reference sample. The curves show the results of the fits using equation (3).

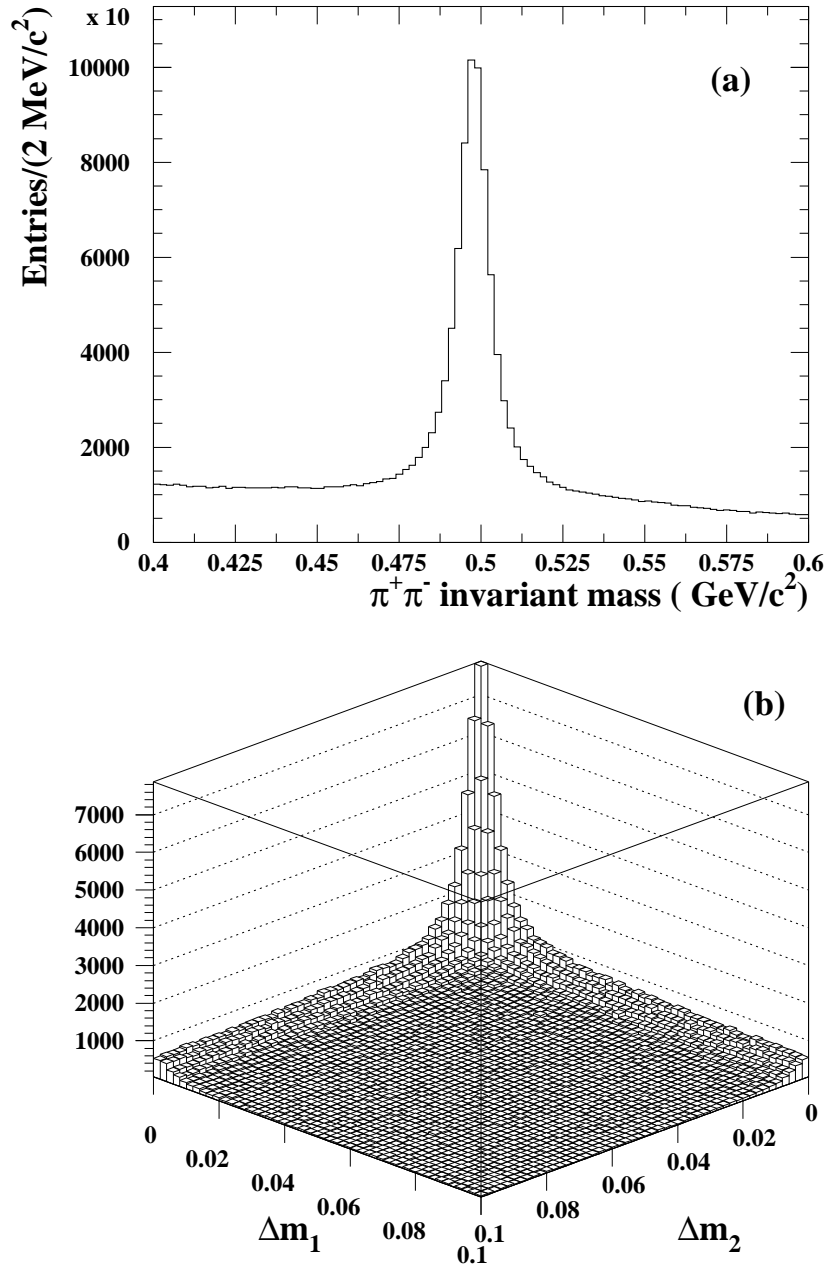


Figure 4: (a) $\pi^+\pi^-$ invariant mass spectrum for the accepted secondary vertices used in the present analysis. (b) Two-dimensional plot of the absolute value of the difference from the nominal K_S^0 mass Δm (GeV/c^2) when two or more K_S^0 candidates are present in the same event.

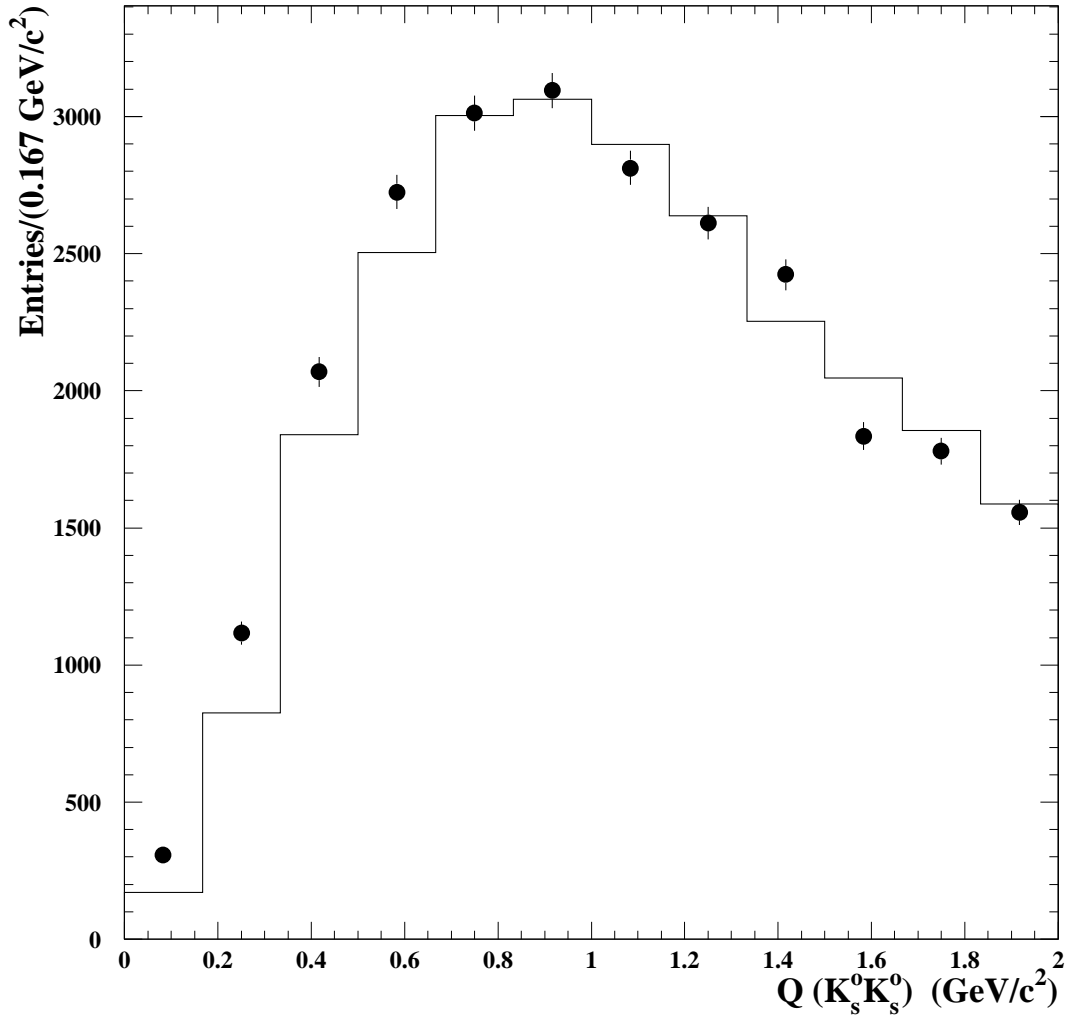


Figure 5: Distribution of K_S^0 pairs in data (points) and simulation without Bose-Einstein interference (histogram), as a function of Q . The simulated sample is normalized to the data sample in the range $0.667 - 2.0$ GeV/c^2 .

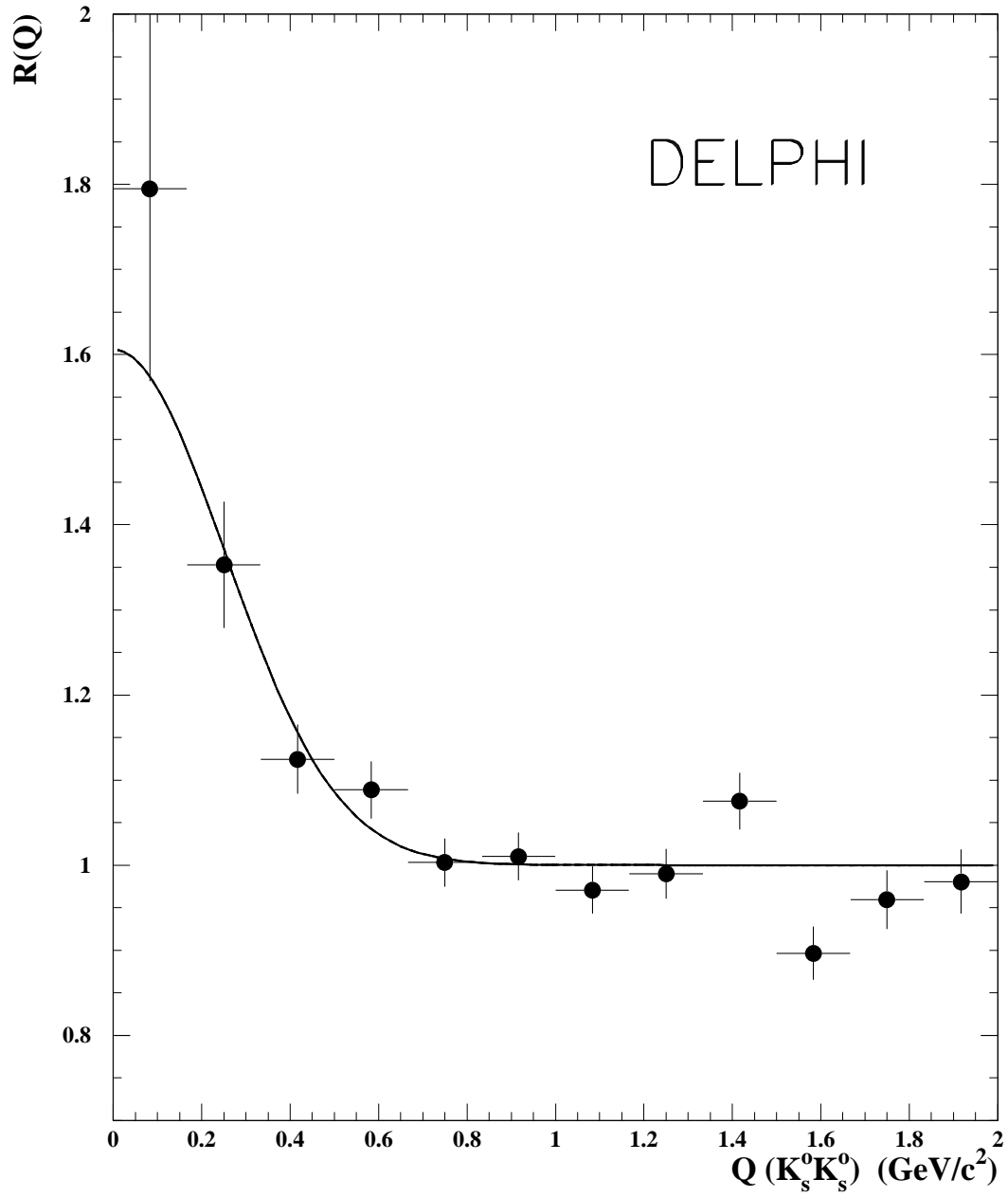


Figure 6: Ratio $R_{meas}(Q)$. The curve shows the best fit to equation (3).