



HAL
open science

Measurement of the b hadron lifetime with the dipole method

D. Buskalic, I. de Bonis, D. Decamp, P. Ghez, C. Goy, J P. Lees, M N. Minard, B. Pietrzyk, F. Ariztizabal, P. Comas, et al.

► **To cite this version:**

D. Buskalic, I. de Bonis, D. Decamp, P. Ghez, C. Goy, et al.. Measurement of the b hadron lifetime with the dipole method. Physics Letters B, 1993, 314, pp.459-470. in2p3-00004559

HAL Id: in2p3-00004559

<https://hal.in2p3.fr/in2p3-00004559>

Submitted on 31 Mar 2000

HAL is a multi-disciplinary open access archive for the deposit and dissemination of scientific research documents, whether they are published or not. The documents may come from teaching and research institutions in France or abroad, or from public or private research centers.

L'archive ouverte pluridisciplinaire **HAL**, est destinée au dépôt et à la diffusion de documents scientifiques de niveau recherche, publiés ou non, émanant des établissements d'enseignement et de recherche français ou étrangers, des laboratoires publics ou privés.

Measurement of the b Hadron Lifetime with the Dipole Method

The ALEPH Collaboration

Abstract

A measurement of the average lifetime of b hadrons has been performed with the dipole method on a sample of 260,000 hadronic Z decays recorded with the ALEPH detector during 1991. The dipole is the distance between the vertices built in the opposite hemispheres. The mean dipole is extracted from all the events without attempting b enrichment. Comparing the average of the data dipole distribution with a Monte Carlo calibration curve obtained with different b lifetimes, an average b hadron lifetime of 1.51 ± 0.08 ps is extracted.

(Submitted to Physics Letters B)

The ALEPH Collaboration

D. Buskulic, I. De Bonis, D. Decamp, P. Ghez, C. Goy, J.-P. Lees, M.-N. Minard, B. Pietrzyk

Laboratoire de Physique des Particules (LAPP), IN²P³-CNRS, 74019 Annecy-le-Vieux Cedex, France

F. Ariztizabal, P. Comas, J.M. Crespo, M. Delfino, I. Efthymiopoulos, E. Fernandez, M. Fernandez-Bosman, V. Gaitan, Ll. Garrido, T. Mattison, A. Pacheco, C. Padilla, A. Pascual

Institut de Fisica d'Altes Energies, Universitat Autònoma de Barcelona, 08193 Bellaterra (Barcelona), Spain⁷

D. Creanza, M. de Palma, A. Farilla, G. Iaselli, G. Maggi, S. Natali, S. Nuzzo, M. Quattromini, A. Ranieri, G. Raso, F. Romano, F. Ruggieri, G. Selvaggi, L. Silvestris, P. Tempesta, G. Zito

INFN Sezione di Bari e Dipartimento di Fisica dell' Università, 70126 Bari, Italy

Y. Chai, H. Hu, D. Huang, X. Huang, J. Lin, T. Wang, Y. Xie, D. Xu, R. Xu, J. Zhang, L. Zhang, W. Zhao

Institute of High-Energy Physics, Academia Sinica, Beijing, The People's Republic of China⁸

E. Blucher,²² G. Bonvicini, J. Boudreau, D. Casper, H. Drevermann, R.W. Forty, G. Ganis, C. Gay, R. Hagelberg, J. Harvey, J. Hilgart,³¹ R. Jacobsen, B. Jost, J. Knobloch, I. Lehraus, T. Lohse,²⁷ M. Maggi, C. Markou, M. Martinez, P. Mato, H. Meinhard, A. Minten, A. Miotto, R. Miquel, H.-G. Moser, P. Palazzi, J.R. Pater, J.A. Perlas, J.-F. Puztaszeri, F. Ranjard, G. Redlinger,²³ L. Rolandi, J. Rothberg,² T. Ruan, M. Saich, D. Schlatter, M. Schmelling, F. Sefkow,⁶ W. Tejessy, I.R. Tomalin, R. Veenhof, H. Wachsmuth, S. Wasserbaech,² W. Wiedenmann, T. Wildish, W. Witzeling, J. Wotschack

European Laboratory for Particle Physics (CERN), 1211 Geneva 23, Switzerland

Z. Ajaltouni, F. Badaud, M. Bardadin-Otwinowska, R. El Fellous, A. Falvard, P. Gay, C. Guicheney, P. Henrard, J. Jousset, B. Michel, J.-C. Montret, D. Pallin, P. Perret, F. Podlyski, J. Proriot, F. Prulhière, F. Saadi

Laboratoire de Physique Corpusculaire, Université Blaise Pascal, IN²P³-CNRS, Clermont-Ferrand, 63177 Aubière, France

T. Fearnley, J.B. Hansen, J.D. Hansen, J.R. Hansen,¹ P.H. Hansen, R. Møllerud, B.S. Nilsson¹

Niels Bohr Institute, 2100 Copenhagen, Denmark⁹

A. Kyriakis, E. Simopoulou, I. Siotis, A. Vayaki, K. Zachariadou

Nuclear Research Center Demokritos (NRCD), Athens, Greece

J. Badier, A. Blondel, G. Bonneaud, J.C. Brient, G. Fouque, S. Orteu, A. Rougé, M. Rumpf, R. Tanaka, M. Verderi, H. Videau

Laboratoire de Physique Nucléaire et des Hautes Energies, Ecole Polytechnique, IN²P³-CNRS, 91128 Palaiseau Cedex, France

D.J. Candlin, M.I. Parsons, E. Veitch

Department of Physics, University of Edinburgh, Edinburgh EH9 3JZ, United Kingdom¹⁰

E. Focardi, L. Moneta, G. Parrini

Dipartimento di Fisica, Università di Firenze, INFN Sezione di Firenze, 50125 Firenze, Italy

M. Corden, C. Georgiopoulos, M. Ikeda, D. Levinthal¹⁵

Supercomputer Computations Research Institute and Dept. of Physics, Florida State University, Tallahassee, FL 32306, USA^{12,13,14}

A. Antonelli, R. Baldini, G. Bencivenni, G. Bologna,⁴ F. Bossi, P. Campana, G. Capon, F. Cerutti, V. Chiarella, B. D'Ettore-Piazzoli,²⁴ G. Felici, P. Laurelli, G. Mannocchi,⁵ F. Murtas, G.P. Murtas, L. Passalacqua, M. Pepe-Altarelli, P. Picchi⁴

Laboratori Nazionali dell'INFN (LNF-INFN), 00044 Frascati, Italy

P. Colrain, I. ten Have, J.G. Lynch, W. Maitland, W.T. Morton, C. Raine, P. Reeves, J.M. Scarr, K. Smith, M.G. Smith, A.S. Thompson, R.M. Turnbull

Department of Physics and Astronomy, University of Glasgow, Glasgow G12 8QQ, United Kingdom¹⁰

B. Brandl, O. Braun, C. Geweniger, P. Hanke, V. Hepp, E.E. Kluge, Y. Maumary, A. Putzer, B. Rensch, A. Stahl, K. Tittel, M. Wunsch

Institut für Hochenergiephysik, Universität Heidelberg, 6900 Heidelberg, Fed. Rep. of Germany¹⁶

R. Beuselinck, D.M. Binnie, W. Cameron, M. Cattaneo, D.J. Colling, P.J. Dornan, A.M. Greene, J.F. Hassard, N.M. Lieske,²⁹ A. Moutoussi, J. Nash, S. Patton, D.G. Payne, M.J. Phillips, G. San Martin, J.K. Sedgbeer, A.G. Wright

Department of Physics, Imperial College, London SW7 2BZ, United Kingdom¹⁰

P. Girtler, D. Kuhn, G. Rudolph, R. Vogl

Institut für Experimentalphysik, Universität Innsbruck, 6020 Innsbruck, Austria¹⁸

C.K. Bowdery, T.J. Brodbeck, A.J. Finch, F. Foster, G. Hughes, D. Jackson, N.R. Keemer, M. Nuttall, A. Patel, T. Sloan, S.W. Snow, E.P. Whelan

Department of Physics, University of Lancaster, Lancaster LA1 4YB, United Kingdom¹⁰

K. Kleinknecht, J. Raab, B. Renk, H.-G. Sander, H. Schmidt, F. Steeg, S.M. Walther, R. Wanke, B. Wolf

Institut für Physik, Universität Mainz, 6500 Mainz, Fed. Rep. of Germany¹⁶

A.M. Bencheikh, C. Benchouk, A. Bonissent, J. Carr, P. Coyle, J. Drinkard,³ F. Etienne, D. Nicod, S. Papalexiou, P. Payre, L. Roos, D. Rousseau, P. Schwemling, M. Talby

Centre de Physique des Particules, Faculté des Sciences de Luminy, IN²P³-CNRS, 13288 Marseille, France

S. Adlung, R. Assmann, C. Bauer, W. Blum, D. Brown, P. Cattaneo,²⁶ B. Dehning, H. Dietl, F. Dydak,²¹ M. Frank, A.W. Halley, K. Jakobs, J. Lauber, G. Lütjens, G. Lutz, W. Männer, R. Richter, J. Schröder, A.S. Schwarz, R. Settles, H. Seywerd, U. Stierlin, U. Stiegler, R. St. Denis, G. Wolf

Max-Planck-Institut für Physik, Werner-Heisenberg-Institut, 8000 München, Fed. Rep. of Germany¹⁶

R. Alemany, J. Boucrot,¹ O. Callot, A. Cordier, M. Davier, L. Duflot, J.-F. Grivaz, Ph. Heusse, D.E. Jaffe, P. Janot, D.W. Kim,¹⁹ F. Le Diberder, J. Lefrançois, A.-M. Lutz, M.-H. Schune, J.-J. Veillet, I. Videau, Z. Zhang

Laboratoire de l'Accélérateur Linéaire, Université de Paris-Sud, IN²P³-CNRS, 91405 Orsay Cedex, France

D. Abbaneo, G. Bagliesi, G. Batignani, U. Bottigli, C. Bozzi, G. Calderini, M. Carpinelli, M.A. Ciocci, V. Ciulli, R. Dell'Orso, I. Ferrante, F. Fidecaro, L. Foà, F. Forti, A. Giassi, M.A. Giorgi, A. Gregorio, F. Ligabue, A. Lusiani, E.B. Mannelli, P.S. Marrocchesi, A. Messineo, F. Palla, G. Rizzo, G. Sanguinetti, P. Spagnolo, J. Steinberger, R. Tenchini, G. Tonelli,³² G. Triggiani, A. Valassi, C. Vannini, A. Venturi, P.G. Verdini, J. Walsh

Dipartimento di Fisica dell'Università, INFN Sezione di Pisa, e Scuola Normale Superiore, 56010 Pisa, Italy

A.P. Betteridge, Y. Gao, M.G. Green, P.V. March, Ll.M. Mir, T. Medcalf, I.S. Quazi, J.A. Strong, L.R. West

Department of Physics, Royal Holloway & Bedford New College, University of London, Surrey TW20 OEX, United Kingdom¹⁰

D.R. Botterill, R.W. Clift, T.R. Edgecock, S. Haywood, P.R. Norton, J.C. Thompson

Particle Physics Dept., Rutherford Appleton Laboratory, Chilton, Didcot, Oxon OX11 0QX, United Kingdom¹⁰

B. Bloch-Devaux, P. Colas, H. Duarte, S. Emery, W. Kozanecki, E. Lançon, M.C. Lemaire, E. Locci, B. Marx, P. Perez, J. Rander, J.-F. Renardy, A. Rosowsky, A. Roussarie, J.-P. Schuller, J. Schwinding, D. Si Mohand, B. Vallage

Service de Physique des Particules, DAPNIA, CE-Saclay, 91191 Gif-sur-Yvette Cedex, France¹⁷

R.P. Johnson, A.M. Litke, G. Taylor, J. Wear

Institute for Particle Physics, University of California at Santa Cruz, Santa Cruz, CA 95064, USA²⁵

J.G. Ashman, W. Babbage, C.N. Booth, C. Buttar, S. Cartwright, F. Combley, I. Dawson, L.F. Thompson

Department of Physics, University of Sheffield, Sheffield S3 7RH, United Kingdom¹⁰

E. Barberio, A. Böhrer, S. Brandt, G. Cowan,¹ C. Grupen, G. Lutters, F. Rivera,³⁰ U. Schäfer, L. Smolik

Fachbereich Physik, Universität Siegen, 5900 Siegen, Fed. Rep. of Germany¹⁶

L. Bosisio, R. Della Marina, G. Giannini, B. Gobbo, F. Ragusa²⁰

Dipartimento di Fisica, Università di Trieste e INFN Sezione di Trieste, 34127 Trieste, Italy

L. Bellantoni, W. Chen, J.S. Conway,²⁸ Z. Feng, D.P.S. Ferguson, Y.S. Gao, J. Grahl, J.L. Harton, O.J. Hayes III, J.M. Nachtman, Y.B. Pan, Y. Saadi, M. Schmitt, I. Scott, V. Sharma, Z.H. Shi, J.D. Turk, A.M. Walsh, F.V. Weber, Sau Lan Wu, X. Wu, M. Zheng, G. Zobernig

Department of Physics, University of Wisconsin, Madison, WI 53706, USA¹¹

¹Now at CERN, PPE Division, 1211 Geneva 23, Switzerland.

²Permanent address: University of Washington, Seattle, WA 98195, USA.

³Now at University of California, Irvine, CA 92717, USA.

⁴Also Istituto di Fisica Generale, Università di Torino, Torino, Italy.

⁵Also Istituto di Cosmo-Geofisica del C.N.R., Torino, Italy.

⁶Now at DESY, Hamburg, Germany.

⁷Supported by CICYT, Spain.

⁸Supported by the National Science Foundation of China.

⁹Supported by the Danish Natural Science Research Council.

¹⁰Supported by the UK Science and Engineering Research Council.

¹¹Supported by the US Department of Energy, contract DE-AC02-76ER00881.

¹²Supported by the US Department of Energy, contract DE-FG05-87ER40319.

¹³Supported by the NSF, contract PHY-8451274.

¹⁴Supported by the US Department of Energy, contract DE-FC05-85ER250000.

¹⁵Supported by SLOAN fellowship, contract BR 2703.

¹⁶Supported by the Bundesministerium für Forschung und Technologie, Fed. Rep. of Germany.

¹⁷Supported by the Direction des Sciences de la Matière, C.E.A.

¹⁸Supported by Fonds zur Förderung der wissenschaftlichen Forschung, Austria.

¹⁹Supported by the Korean Science and Engineering Foundation and Ministry of Education.

²⁰Now at Dipartimento di Fisica, Università di Milano, Milano, Italy.

²¹Also at CERN, PPE Division, 1211 Geneva 23, Switzerland.

²²Now at University of Chicago, Chicago, IL 60637, U.S.A.

²³Now at TRIUMF, Vancouver, B.C., Canada.

²⁴Also at Università di Napoli, Dipartimento di Scienze Fisiche, Napoli, Italy.

²⁵Supported by the US Department of Energy, grant DE-FG03-92ER40689.

²⁶Now at Università di Pavia, Pavia, Italy.

²⁷Now at Max-Planck-Institut f. Kernphysik, Heidelberg, Germany.

²⁸Now at Rutgers University, Piscataway, NJ 08854, USA.

²⁹Now at Oxford University, Oxford OX1 3RH, U.K.

³⁰Partially supported by Colciencias, Colombia.

³¹Now at SSCL, Dallas 75237-3946, TX, U.S.A.

³²Also at Istituto di Matematica e Fisica, Università di Sassari, Sassari, Italy.

1 Introduction

The average lifetime of b hadrons has been measured in the last years by several experiments at PEP [1–4], PETRA [5–6], and LEP [7–10]. Most of the experiments measured the lifetime enriching the data sample with $b\bar{b}$ events through high p , p_T leptons and fitting their impact parameter distribution. A few [5, 8] did not enrich the sample and measured the lifetime through a fit of the impact parameter distribution of high p , p_T hadrons [8] or through the displacement of the decay vertices [5].

The measurements with no enrichment scheme have so far not been as precise as those with leptons because of the small $b\bar{b}$ fraction in hadronic events in experiments running far from the Z peak and the limited knowledge of the production and decay properties of the b hadrons. The large fraction of $b\bar{b}$ events at the Z peak, the recent advance in knowledge of the b quark hadronization and decay properties and the excellent tracking capability of the ALEPH detector, have made possible the measurement of the b lifetime without enrichment scheme with a precision comparable to that achieved with leptons.

In the present analysis, the dipole method, pioneered in [5, 11], is applied on a sample of 260,000 hadronic events recorded with the ALEPH detector in 1991. It measures the distance between two vertices reconstructed in a hadronic event corresponding to two b decays and compares the averages of the data and Monte Carlo distributions to extract the lifetime.

2 The detector

A detailed description of the ALEPH detector is given in [12]. Briefly, charged tracks are measured over the polar angle range $|\cos\theta| < 0.966$ by means of an Inner Tracking Chamber (ITC) and a Time Projection Chamber (TPC). The ITC is a cylindrical drift chamber with eight axial wire layers at radii between 16 to 26 cm. The TPC provides up to 21 space points per track at radii between 40 and 171 cm. The tracking system is followed by a high granularity lead-proportional tube electromagnetic calorimeter (ECAL). The calorimeter is contained in a superconducting coil providing a magnetic field of 1.5 T. The return yoke of the magnet is instrumented with streamer tubes to form a hadron calorimeter (HCAL) and is followed by two planes of streamer tubes serving as muon chambers. The calorimeters are not used explicitly in this analysis but they are used in the trigger and hadronic event selection.

Since 1991, two layers of a double sided silicon microstrip Vertex Detector (VDET) [13] have been installed between the beam pipe and the ITC at radii of 6.3 and 10.8 cm. It provides full coverage in the azimuthal angle ϕ . The coverage in polar angle is $|\cos\theta| < 0.85$ for the inner layer and $|\cos\theta| < 0.69$ for the outer. The VDET position resolution is $12\ \mu\text{m}$ at normal incidence for both r - ϕ and r - z [14]. Using VDET and the beam spot information, the interaction point is known on an event by event basis with an average precision of $\sigma_y = 10\ \mu\text{m}$ vertically and $\sigma_x = 60\ \mu\text{m}$ horizontally. The position of the beam spot center is known within $25\ \mu\text{m}$ in x and $10\ \mu\text{m}$ in y .

3 The dipole method

The dipole method is a method that makes use of all two jet hadronic events to measure the b hadron lifetime.

The tracks and the event axis are projected on the r - ϕ plane where, for each hemisphere separately, a weighted average of the intersection points of the jet tracks with the axis is calculated. The distance between these two points projected along the three-dimensional event axis is the dipole.

The analysis is performed both on the data and on a number of Monte Carlo samples generated with different lifetimes. The averages of the distributions of the dipole for different lifetimes are fitted with a function which is then used as calibration curve. The lifetime is extracted from the comparison of the average of the dipole data distribution with the calibration curve.

It is important to note that what is actually measured is, in first approximation, the product $\tau_b \times \Gamma^{bb}/\Gamma^{had}$, where the fraction of $b\bar{b}$ events in hadronic Z decays, Γ^{bb}/Γ^{had} , is taken from Standard Model calculation.

If the exclusive b lifetimes are different, the lifetimes of the different species will be weighted with their relative production rates and, to first order, with their average charged multiplicities.

3.1 Event and track selections

The event and track selections are not designed to enrich the sample with $b\bar{b}$ events but to choose good quality tracks; they leave the flavour composition essentially unchanged.

Only data recorded with the VDET operational are considered and the standard ALEPH hadronic event selection is applied. As discussed in detail in [15], an event is selected if it has a total charged energy in excess of 15 GeV, the sphericity axis lies between $35^\circ \leq \Theta_s \leq 145^\circ$ and has at least five good tracks. A good track has a polar angle with respect to the beam between 20° and 160° , at least four TPC hits, a transverse momentum p_T larger than 0.2 GeV and originates from a cylindrical region around the origin with radius 3 cm and half-length 5 cm. After this preselection of hadronic events, an additional set of cuts is applied to ensure that the events are two-jet-like and well contained in the tracking detectors: the polar angle of the thrust axis calculated using an energy flow algorithm is required to be between $50^\circ \leq \Theta_T \leq 130^\circ$ and the thrust to be larger than 0.8.

Track selection criteria are applied to the remaining events: pairs of oppositely charged tracks (V^0 candidates) are rejected if the invariant mass of the tracks is consistent within 10 MeV with the K_S^0 or Λ^0 mass hypothesis or within 15 MeV with the hypothesis of $\gamma \rightarrow e^+e^-$ conversions and the distance d_l between the reconstructed V^0 vertex and the beam spot center is larger than 6 cm; the remaining tracks are required to have a momentum larger than 1.0 GeV, a χ^2 per degree of freedom of the helix fit less than four, at least four hits in the ITC, eight hits in the TPC, one r - ϕ and one r - z hit in the VDET. The tracks and the thrust axis are projected onto the r - ϕ plane, the thrust axis is positioned on the beam spot center and the intersections of the tracks with it are calculated; the impact parameter d_0 of a track with respect to the beam spot center is required to be less than 0.5 cm

and the distance dl between the intersection of the track with the axis and the beam spot center to be less than 6 cm. These last cuts are intended to remove decay and conversion background and badly measured tracks. After these cuts at least two tracks are required in each hemisphere.

The fractions of preselected hadronic events passing the cuts for Monte Carlo and data are $52.5 \pm 0.1\%$ and $50.1 \pm 0.1\%$, respectively. The small difference between Monte Carlo and data is due to the different number of hits produced in the various chambers. The cuts on the hit numbers do not bias the sample with respect to lifetime, because no path-length-dependent information is used. The cuts on momenta and vertices of long lived particles modify the flavour composition of the sample. The Monte Carlo predicts that the fraction of $b\bar{b}$ events is 0.219 before the cuts and 0.244 after. This effect is taken into account in the calibration procedure.

3.2 Track weights

In calculating the dipole, the tracks are weighted with the product of the inverse squared position error w_i on the intersection of the track i with the thrust axis multiplied by the rapidity of the track y_i . When the error on the azimuthal angle of the track is negligible, the weight is $w_i = \sin^2 \Psi_i / \sigma^2(d_{0i})$, where Ψ_i is the angle between the event axis and the track in the r - ϕ plane.

The rapidity of a track is defined as $y_i = \frac{1}{2} \ln\left(\frac{E_i + p_{i\parallel}}{E_i - p_{i\parallel}}\right)$, where $p_{i\parallel}$ is the projection of the momentum of the tracks along the thrust axis and the pion mass is used to calculate the energy. Weighting the tracks with their rapidity gives a longer dipole enhancing the contribution of tracks from b hadrons compared with tracks from fragmentation. The weight distributions for data and Monte Carlo are in good agreement.

3.3 Axis positioning

Two techniques, described in the following, are exploited to position the thrust axis in the r - ϕ plane. It can be positioned on the beam spot center determined for every fill (beam spot) or on the event vertex determined on an event by event basis taking into account the beam spot information (event vertex).

The event vertex technique has the smaller statistical and systematic errors and is the one which is adopted; the other is used to estimate the systematic errors due to tracking.

4 The dipole and lifetime measurement

After having positioned the axis according to one of the previously described prescriptions, the intersection points x_i are recalculated. The dipole ρ and its weight w_ρ are computed in the r - ϕ plane and then projected along the thrust axis

$$\rho = \left(\frac{\sum_{i \in A} x_i w_i y_i}{\sum_{i \in A} w_i y_i} - \frac{\sum_{j \in B} x_j w_j y_j}{\sum_{j \in B} w_j y_j} \right) / \sin \Theta_T,$$

$$w_\rho = \left(\frac{1}{\sum_{i \in A} w_i y_i} + \frac{1}{\sum_{j \in B} w_j y_j} \right)^{-1} \times \sin^2 \Theta_T,$$

where Θ_T is the polar angle of the thrust axis and A and B correspond to the two hemispheres.

The Monte Carlo sample has been produced with $\tau_b = 1.50$ ps equal for all the b species and with the Standard Model Z branching ratios for $m_{top} = 100$ GeV and $m_{Higgs} = 100$ GeV: $\Gamma^{bb}/\Gamma^{had} = 0.218$ and $\Gamma^{bb}/\Gamma^{had} = 0.171$. The uncertainties on these branching ratios due to the unknown values of m_{top} and m_{Higgs} are properly accounted for as systematic errors.

The Monte Carlo and data dipole distributions are plotted in Fig. 7; the averages of the data ρ_D and Monte Carlo ρ_{MC} dipole distribution are

$$\rho_D = 920.1 \pm 8.1 \mu\text{m} \quad \rho_{MC} = 915.3 \pm 5.6 \mu\text{m}. \quad (1)$$

To determine the b lifetime from the average dipole a Monte Carlo calibration curve is used. A sample of 54000 $b\bar{b}$ events was simulated with different b lifetimes ($\tau_b = 0.00$ ps, 0.75 ps, 1.50 ps, 2.25 ps and 3.00 ps) and combined with non- $b\bar{b}$ events according to the Standard Model branching ratios to obtain the average dipoles $\rho_{MC}(\tau_b)$. The following parametrization (τ_b in ps, ρ in μm) is fitted to the calibration points

$$\rho_{MC}(\tau_b) = a + b(\tau_b - 1.50)(1 - \exp(-c/\tau_b)).$$

The fit is shown in Fig. 7 and the fitted parameters are

$$a = 915.3 \pm 5.6 \mu\text{m} \quad b = 439.0 \pm 4.3 \mu\text{m}/\text{ps} \quad c = 4.31 \pm 0.14 \text{ ps}. \quad (2)$$

The quoted errors are only the statistical errors from the Monte Carlo simulation. The b lifetime obtained using ρ_D from Eq.1 and the coefficients in Eq.2 is

$$\tau_b = 1.511 \pm 0.022 \text{ ps}, \quad (3)$$

where the error is statistical only.

5 Systematic errors

The systematic errors can be divided into two categories: those due to the algorithm used and to detector effects and those due to uncertainties in the physics simulation. The latter are estimated by changing the physics simulation parameters influencing the measurement and by studying the effect of the cuts that discriminate between b and non- b components.

In Table 1 the set of cuts used in the standard analysis (Normal) is shown together with alternative sets of cuts on the physics and tracking parameters. The results for all sets of cuts are summarized in Table 2. Taking into account the correlations between the samples, the small differences in the lifetime obtained are compatible with being statistical fluctuations. The largest difference is taken as an estimate of a possible bias introduced by the particular values of the cuts.

Table 1: The event and track cuts in the options used for systematic checks.

Cut	Normal	Short	Long	Low momentum	High momentum
Thrust	0.8	0.8	0.8	0.7	0.9
Momentum(GeV)	1.0	1.0	1.0	0.5	1.8
d_0 (cm)	0.5	0.3	3.0	0.5	0.5
dl (cm)	6.0	4.0	∞	6.0	6.0

Table 2: Lifetimes and average dipoles for data ρ_D and ρ_{MC} for different sets of cuts and positioning techniques.

	τ_B (ps)	ρ_D (μm)	ρ_{MC} (μm)
Normal	1.511 ± 0.022	920.1 ± 8.1	915.3 ± 5.6
No rapidity	1.483 ± 0.022	766.5 ± 7.3	772.7 ± 5.1
Beam spot	1.507 ± 0.025	909.0 ± 8.6	906.1 ± 6.1
High resolution	1.479 ± 0.035	895.9 ± 11.1	898.3 ± 10.3
Short	1.499 ± 0.029	862.5 ± 8.3	863.2 ± 8.9
Long	1.496 ± 0.028	1127.0 ± 10.1	1129.1 ± 11.1
Low momentum	1.496 ± 0.028	815.0 ± 7.4	816.8 ± 8.2
High momentum	1.507 ± 0.036	1231.3 ± 14.5	1227.1 ± 15.2
All V^0 removed	1.515 ± 0.032	872.6 ± 9.8	866.4 ± 9.0

5.1 Systematic errors from tracking and physics simulation

The b lifetime has also been measured using the alternative positioning technique previously described (Beam spot). This has a negligible effect on the lifetime measurement.

The influence of the resolution simulation is studied by requiring two VDET hits in both r - ϕ and r - z views (High resolution). This effect is studied by comparing the negative side of the dipole distribution in data and Monte Carlo. In Fig. 7 data with normal cuts show a slightly worse resolution than the simulation. This discrepancy disappears when using the High resolution cuts.

Further sets of cuts (Low and High momentum, Short and Long dipole) are chosen to decrease and increase, respectively, the relative weight of the tracks coming from b decays versus that of the tracks from hadronization and to remove more or fewer tracks from long-lived particles. In the Low and High momentum sets the flavour composition is changed so that the fraction of $b\bar{b}$ events, equal to 0.244 for the Normal set, is 0.232 and 0.253, respectively; this tests a possible flavour bias coming from the selection procedure. In addition the normal set is used without the rapidity weighting (No rapidity) and with the V^0 candidates removed for any V^0 vertex position (All V^0 removed). Note, for the Long set no V^0 is removed.

Among the different sets of cuts the dipole length changes by a factor of 1.6, while the lifetime is stable within 2%. This indicates that the simulation is adequate for both the hadronization in $b\bar{b}$ and non- $b\bar{b}$ events, including the selection efficiency of

$b\bar{b}$ events, and the reconstruction of tracks from long-lived particles. The systematic error coming from the uncertainty in both detector effects and physics simulation is taken as ± 32 fs, the largest deviation from the Normal-cut lifetime among the values in Table 2.

5.2 Studies of individual error sources

After this general consistency check of the simulation, the possible physics sources of error are estimated separately. The average dipole for Monte Carlo light quark events ($u\bar{u}$, $d\bar{d}$, $s\bar{s}$) is $94.2 \pm 4.0 \mu\text{m}$, that is the contribution from γ conversions and decays from long-lived particles. Besides that, the average dipole has three other sources: lifetime of b hadrons τ_b , lifetime of charmed hadrons in $c\bar{c}$ events τ_c^{cc} , lifetime of charmed hadrons in $b\bar{b}$ events τ_c^{bb} . The contribution of τ_b to the average dipole is 71.9%, that of τ_c^{cc} is 8.1%, that of τ_c^{bb} is 7.3%, that of other sources is 12.7%.

For the different sets of cuts from Table 1, the contribution from sources other than the heavy-flavour lifetimes varies from 6.8% (Short) to 35.6% (Long). More specifically, the average dipole for light quark events varies between $45 \mu\text{m}$ (Short) to $309 \mu\text{m}$ (Long). Removing all the tracks compatible with a Λ^0 , K_S^0 or γ vertex for all positions of the vertex (All V^0 removed), changes the dipole for light quark events to $64 \mu\text{m}$. The remaining dipole corresponds to other decays (π^\pm , K^\pm , Σ^\pm , ...) and to inefficiency in the V^0 finding procedure. The variation of the lifetime extracted from the data over this range of light quark contribution is shown in Table 2. The error from the light quark contribution uncertainty is therefore included in the overall 32 fs systematic error.

Another check on the quality of the simulation of the momentum and rapidity distributions is obtained by plotting the rapidity distributions for data and Monte Carlo for the Normal and High momentum sets, as shown in Fig. 7. For both sets of cuts, the differences between the Monte Carlo and the data distributions divided by their sums are plotted in Fig. 7 and display good agreement for $y > 1$. The effect of the disagreement on the lifetime for $y < 1$ is checked through the High momentum set of cuts, that depletes this region by over 80% of the tracks.

The other systematic errors can be divided into those related to the charm decay properties, which are common to the contributions from τ_c^{cc} and τ_c^{bb} , those specific to the production mechanism of charmed hadrons in $b\bar{b}$ and $c\bar{c}$ events, respectively, and those related to the b hadron production and decay mechanism. The error sources are listed in Table 3. The most relevant error sources are discussed in more detail in the following.

The b fragmentation function has been measured at LEP with and without the assumption of the functional form given in [17]. A value of $\langle x_b \rangle = 0.695 \pm 0.015$ that covers the full range of LEP measurements [26, 29] is taken. The error on the b lifetime coming from the b fragmentation includes both varying the parameter of the fragmentation function within its error and using an alternative fragmentation function $x^\alpha(1-x)$ [18] tuned to reproduce the measured $\langle x_b \rangle$.

The errors from the uncertainties in the charged multiplicities of charmed and b hadron decays come from inclusive measurements of charged multiplicity distributions at the $\Psi(3770)$ and $\Upsilon(4s)$ resonances. They are increased to account for the additional production of charmed strange mesons and baryons at the LEP energy.

Table 3: Systematic errors on the b lifetime.

Error source		Error[fs]	Ref.
Charm overall	Charm lifetime	11	[19]
	Charm charged multiplicity	18	[20]
Charm from $c\bar{c}$	Charm fragmentation	6	[21]
	D^0, D^+ fractions	6	[21]
	D_s fraction	1	[22]
	Charm baryon fraction	1	[22]
Charm from bb	Charm spectrum	24	[24, 25]
	Species abundance	15	[24]
b	b fragmentation	42	[26, 29]
	B^0, B^+ fractions	5	
	B_s fraction	2	[27]
	Baryon fraction	8	[27]
	b charged multiplicity	37	[28]
	τ_b differences	8	
Hadronization	Simulation	17	[15]
Cut sensitivity		32	
Theoretical error Γ^{bb}/Γ^{had}		13	[23]
Theoretical error Γ^{cc}/Γ^{had}		1	[23]

The theoretical uncertainties on the branching ratios Γ^{cc}/Γ^{had} and Γ^{bb}/Γ^{had} are also included. Summing quadratically the systematic errors from Table 3 the measurement in Eq. 3 becomes

$$\tau_b = 1.511 \pm 0.022(stat) \pm 0.078(syst) \text{ ps}$$

6 Comparison with the previous ALEPH b lifetime measurement with leptons

ALEPH has published an analysis on the inclusive b lifetime in [7] using the impact parameter distribution of high p , p_T leptons. The result is $\tau_b = 1.49 \pm 0.03 \pm 0.06$ ps, where the first error is statistical and the second systematic.

If the lifetimes of the different b hadron species are different, the two analyses are measuring different quantities. In first approximation, the lepton analysis measures the average lifetime weighted with the semileptonic branching ratios, while the dipole analysis measures the average lifetime weighted with the average charged multiplicities. Using a simplified model with only two b hadron species with 20% relative difference in lifetimes and 20% in charged multiplicities, both the lepton weighted average and the charged multiplicity weighted average differ from the true average by less than 1%; therefore the quantities measured are effectively, if not conceptually, the same and can be compared.

The statistical and systematic errors of the two measurements are almost completely uncorrelated; the average is

$$\tau_b = 1.50 \pm 0.02 \pm 0.05 \text{ ps.} \quad (4)$$

7 Conclusion

The lifetime of b hadrons is measured using the dipole method. This method does not depend on any b enrichment scheme and has different systematic errors from lifetime measurements through the impact parameters distribution of high p , p_T leptons.

The result obtained using the Standard Model values for Γ^{bb}/Γ^{had} and Γ^{cc}/Γ^{had} is

$$\tau_b = 1.51 \pm 0.08 \text{ ps.}$$

Averaging it with the previous ALEPH b lifetime measurement using the lepton impact parameter distribution, the combined result is

$$\tau_b = 1.50 \pm 0.05 \text{ ps.}$$

Acknowledgement

We are indebted to our colleagues in the accelerator divisions for the good performance of the LEP storage ring. We thank also the engineers and technicians of all our institutions for their support in constructing ALEPH. Those of us from non-member countries thank CERN for its hospitality.

References

- [1] MAC Collab., W.W. Ash et al., Phys. Rev. Lett. **58** (1987) 640.
- [2] HRS Collab., J.M. Brom et al., Phys. Lett. **B195** (1987) 301.
- [3] DELCO Collab., D.A. Klem et al., Phys. Rev. **D37** (1988) 41.
- [4] MARK II Collab., R.A. Ong et al., Phys. Rev. Lett. **62** (1989) 1236.
- [5] TASSO Collab., W. Braunschweig et al., Z. Phys. **C44** (1989) 1.
- [6] JADE Collab., J. Hagemann et al., Z. Phys. **C48** (1990) 401.
- [7] ALEPH Collab., D. Buskulic et al., Phys. Lett. **B295** (1992) 174.
- [8] DELPHI Collab., P. Abreau et al., Z. Phys. **C53** (1992) 567.
- [9] L3 Collab., B. Adeva et al., Phys. Lett. **B270** (1991) 111.

- [10] OPAL Collab., P.D. Acton et al., CERN-PPE/93-92, (June 1993). Submitted to *Z. Phys. C*.
- [11] K.U. Pösneker, DoktorArbeit, Universität Hamburg (1987) (unpublished).
- [12] ALEPH Collab., D. Decamp et al., *Nucl. Instr. & Meth.* **A294** (1990) 121.
- [13] G. Batignani et al., Conference Record of the 1991 IEEE Nucl. Science Symp., 1991, Santa Fe, New Mexico, USA, Vol **1**, 438.
- [14] ALEPH Collab., D. Decamp et al., *Nucl. Instr. & Meth.* **A323** (1992) 213.
- [15] ALEPH Collab., D. Decamp et al., *Phys. Lett.* **B273** (1991) 181.
- [16] L3 Collab., B. Adeva et al., *Phys. Lett.* **B261** (1991) 177.
- [17] C. Peterson et al., *Phys. Rev.* **D27** (1983) 105.
- [18] V.G. Kartvelishvili et al., *Phys. Lett.* **B78** (1978) 615.
- [19] K. Hikasa et al., Review of particle properties, *Phys. Rev.* **D45**, Part 2 (1992) 1.
- [20] MARK I Collab., V. Vuillemin et al., *Phys. Rev. Lett.* **41** (1978) 1149.
 MARK II Collab., R.H. Schindler et al., *Phys. Rev.* **D24** (1981) 78.
 MARK III Collab., D. Coffman et al., *Phys. Lett.* **B263** (1991) 135.
 LEBC-EHS Collab., M. Aguillar-Benitez et al., *Z. Phys.* **C36** (1987) 551.
- [21] ALEPH Collab., D. Decamp et al., *Phys. Lett.* **B266** (1991) 218.
 Production of Charmed Mesons in Z decays, paper in preparation.
- [22] ALEPH Collab., D. Buskulic et al., *Phys. Lett.* **B284** (1992) 177.
- [23] J.H. Kühn and P.M. Zerwas in: *Z Physics at LEP1*, CERN 89-08 Vol. 1, Sept. 1989, pp. 271-275, Edited by G. Altarelli, R. Kleiss and C. Verzegnassi.
- [24] M. Ali and P. Söding, *High Energy Electron-Positron Physics*, World Scientific, pp. 273-357.
- [25] CLEO Collab., G. Crawford et al., *Phys. Rev.* **D45** (1992) 752.
- [26] ALEPH Collab., D. Buskulic et al., Heavy Flavour Quark Production and Decay Using prompt Leptons in the ALEPH Detector, paper in preparation.
- [27] ALEPH Collab., D. Buskulic et al., *Phys. Lett.* **B294** (1992) 45.
 OPAL Collab., P.D. Acton et al., CERN-PPE/92-144, Submitted to *Phys. Lett.* **B**.
- [28] B.Gittelmann and S.Stone, CLNS-81/87 (1987).
 M. Ali and P. Söding, *High Energy Electron-Positron Physics*, World Scientific, p. 282.
 ARGUS Collab., H. Albrecht et al., *Z. Phys.* **C54** (1992) 13.

- [29] OPAL Collab., M.Z. Akrawy et al., Phys. Lett. **B263** (1991) 311.
DELPHI Collab., P. Abreau et al., Z. Phys. **C56** (1992) 47.
L3 Collab., B. Adeva et al., Phys. Lett. **B261** (1991) 177.
L3 Collab., B. Adeva et al., Phys. Lett. **B288** (1992) 412.

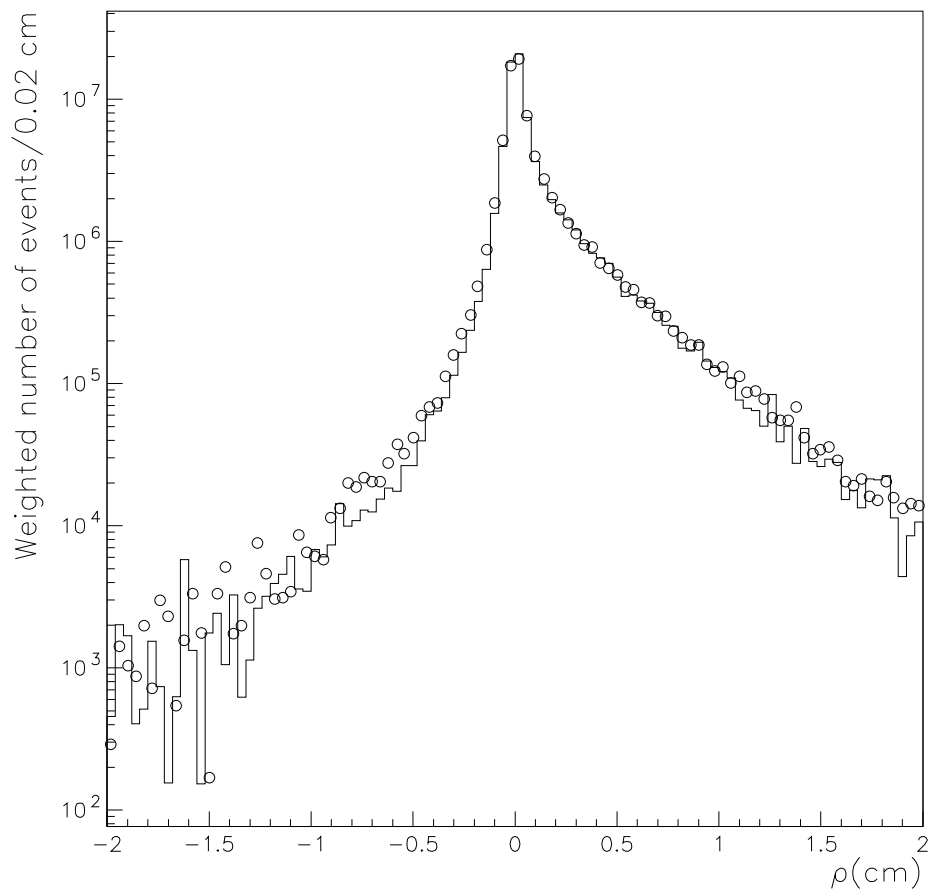


Figure 1: The dipole distributions for Monte Carlo (solid) and data (points). The generated Monte Carlo b lifetime was 1.50 ps.

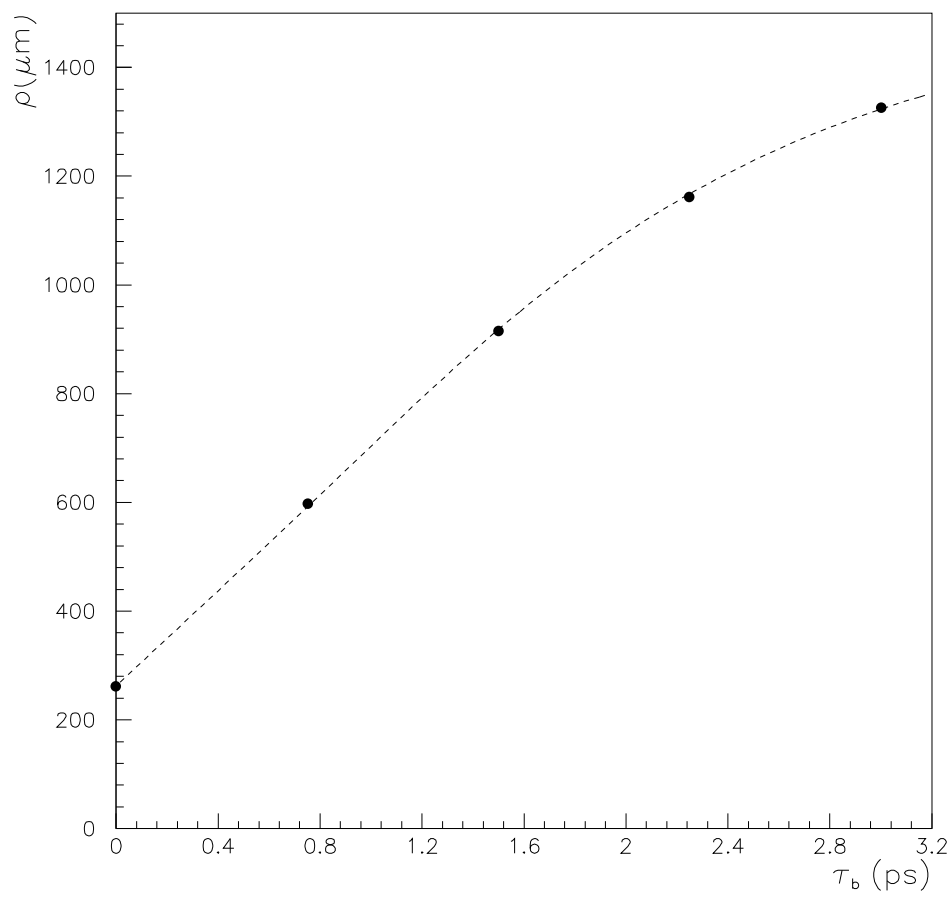


Figure 2: Monte Carlo dipole with the normal selection versus τ_b . The dashed line is the result of a parametrization.

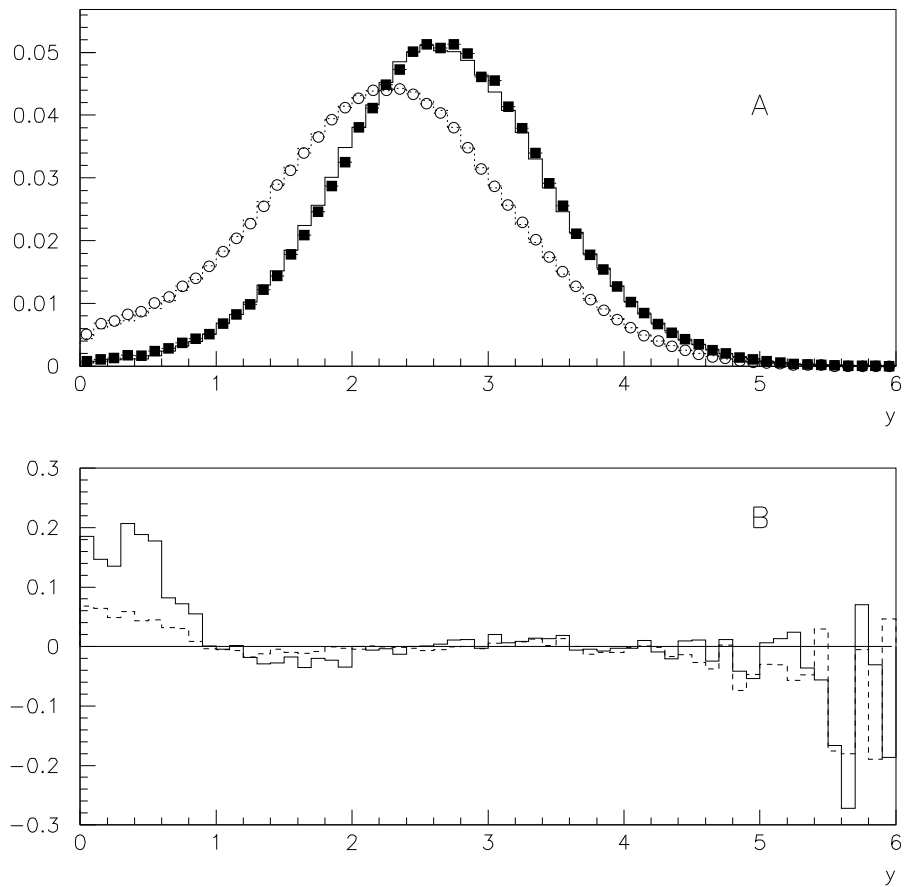


Figure 3: A) Rapidity distributions of Monte Carlo (dashed line) and data (hollow circles) for Normal cuts and of Monte Carlo (solid line) and data (black squares) for High momentum cuts. B) Normalized differences $(\text{Monte Carlo} - \text{Data}) / (\text{Monte Carlo} + \text{Data})$ for Normal (dashed line) and High momentum (solid line) cuts.