



HAL
open science

Inclusive Σ^+ and Σ^0 Production in Hadronic Z Decays

M. Acciarri, P. Achard, O. Adriani, M. Aguilar-Benitez, J. Alcaraz, G. Alemanni, J. Allaby, A. Aloisio, M.G. Alvigi, G. Ambrosi, et al.

► **To cite this version:**

M. Acciarri, P. Achard, O. Adriani, M. Aguilar-Benitez, J. Alcaraz, et al.. Inclusive Σ^+ and Σ^0 Production in Hadronic Z Decays. Physics Letters B, 2000, 479, pp.79-88. in2p3-00009698

HAL Id: in2p3-00009698

<https://hal.in2p3.fr/in2p3-00009698>

Submitted on 24 Jul 2000

HAL is a multi-disciplinary open access archive for the deposit and dissemination of scientific research documents, whether they are published or not. The documents may come from teaching and research institutions in France or abroad, or from public or private research centers.

L'archive ouverte pluridisciplinaire **HAL**, est destinée au dépôt et à la diffusion de documents scientifiques de niveau recherche, publiés ou non, émanant des établissements d'enseignement et de recherche français ou étrangers, des laboratoires publics ou privés.

Inclusive Σ^+ and Σ^0 Production in Hadronic Z Decays

L3 Collaboration

Abstract

We report on measurements of the inclusive production rate of Σ^+ and Σ^0 baryons in hadronic Z decays collected with the L3 detector at LEP. The Σ^+ baryons are detected through the decay $\Sigma^+ \rightarrow p\pi^0$, while the Σ^0 baryons are detected via the decay mode $\Sigma^0 \rightarrow \Lambda\gamma$. The average numbers of Σ^+ and Σ^0 per hadronic Z decay are measured to be:

$$\begin{aligned}\langle N_{\Sigma^+} \rangle + \langle N_{\bar{\Sigma}^+} \rangle &= 0.114 \pm 0.011_{stat} \pm 0.009_{syst} \\ \langle N_{\Sigma^0} \rangle + \langle N_{\bar{\Sigma}^0} \rangle &= 0.095 \pm 0.015_{stat} \pm 0.013_{syst} .\end{aligned}$$

These rates are found to be higher than the predictions from Monte Carlo hadronization models and analytical parameterizations of strange baryon production.

Dedicated to the Memory of Howard D. Stone

Submitted to *Phys. Lett. B*

Introduction

Measurements of hadron production in e^+e^- annihilation are important to understand the fragmentation process of quarks and gluons into hadrons. Perturbation theory cannot be applied to describe this process and the theoretical description is based on phenomenological models as implemented, for example, in the JETSET [1], HERWIG [2] or ARIADNE [3] Monte Carlo generators.

Recently, two analytical models have been proposed to describe the hadron production rates in e^+e^- annihilation [4, 5]. The model of Reference [4], referred to from here on as the “string-based model,” is derived partially from string fragmentation and describes the production of light mesons and baryons using the simple formula:

$$\langle N \rangle = \frac{C(2J+1)}{C_B} (\gamma_s)^{N_s} e^{-\frac{E_{\text{bind}}}{T}}, \quad (1)$$

where $\langle N \rangle$ is the number of primary hadrons of spin J , containing N_s strange quarks, produced directly by string fragmentation. The quantity E_{bind} is the hadron binding energy: $E_{\text{bind}} = M_{\text{hadron}} - \sum_i m_{q_i}$, where m_{q_i} are constituent quark masses, and T is the effective temperature of hadronization in this model. The overall normalization of the rate is controlled by C . The evolution of C with center-of-mass energy is predicted by perturbative QCD [6]. The parameter γ_s is a universal suppression factor for strange quark production, while C_B is a suppression factor of baryon production relative to meson production. This model has five free parameters: C at some fixed energy scale, C_B , γ_s , T and $\Delta m = m_s - m_u$, the mass difference between strange and up quarks. The model of Reference [5], referred to from here on as the “hadron gas model,” is based on thermodynamical considerations and has three adjustable parameters: the total volume V of the hadron gas, a strangeness suppression factor similar to γ_s in Reference [4], and the hadronization temperature T . In the hadron gas model, no additional parameters are needed to reproduce the relative production rate of baryons versus mesons. Both of these models give a good description of the full spectrum of light hadron production in addition to predicting the rates for strange baryons. The string-based model also describes well the relative production rate of hadrons containing b and c quarks. In order to compare the experimental data to these two analytical models which predict primary hadron production, the observed rate must first be corrected for two effects: (i) hadrons containing quarks produced in the primary electroweak interaction, (ii) ‘feed-down’ due to the decays of unstable hadrons produced in string fragmentation [4] or, correspondingly, the phase change that produces the hadron gas [5]. The feed-down correction is made using known hadron branching ratios [7].

This paper presents measurements of Σ^+ and Σ^0 strange baryons produced in hadronic Z decays at center-of-mass energies in the range $\sqrt{s} = 91 \pm 2$ GeV, from 71.1 pb $^{-1}$ of data collected by the L3 detector during the LEP running periods of 1994 and 1995. The Σ^+ and Σ^0 baryons provide a good test of the hadron rate models because of their relatively low feed-down correction as compared to the lighter p and Λ baryons. The use of the decay modes which have photons, $\Sigma^+ \rightarrow p\pi^0$ and $\Sigma^0 \rightarrow \Lambda\gamma$, enable the measurements to be made down to low baryon momenta due to the low-energy photon detection capability of the L3 detector.

The L3 Detector

A detailed description of the L3 detector and its performance is given in Reference [8]. This analysis makes use of the electromagnetic calorimeter made of Bismuth Germanate (BGO) crystals, which accurately identifies and measures photons from an energy of 50 MeV to 200 GeV. In order to benefit from the low-energy photon detection of the calorimeter, its performance was studied and parameterized [9]. The resulting resolution functions are shown in Figure 1. In addition, corrections due to electronic noise and calibration accuracy are taken into account. The electronic noise terms are $\sqrt{N} \cdot \sigma_{\text{intr}}$ with $\sigma_{\text{intr}} = 1$ MeV and $N \cdot \sigma_{\text{corr}}$ with $\sigma_{\text{corr}} = 1.6$ MeV where σ_{intr} is the mean intrinsic noise per channel and σ_{corr} is the mean correlated noise per channel, and N is the number of crystals used to compute the shower energy. The calibration accuracy term for 1994 and 1995 is $\sigma_{\text{cal}} \cdot E$ with $\sigma_{\text{cal}} = 1.5\%$ as estimated from Bhabha events. These terms are added in quadrature to the resolution functions of Figure 1.

Hadronic Event Selection

The inclusive production rate measurements are based on a selection of hadronic Z decays which have a measured primary vertex. A precise measurement of the primary vertex in all three dimensions is achieved in more than 99% of all hadronic events. The hadronic selection requires a well-balanced, high particle-multiplicity event with the full collision energy measured by the detector and relies on the following criteria:

1. The total energy observed in the detector, including the momenta of muons measured in the muon spectrometer, E_{vis} , is restricted to the range $0.6 \leq E_{\text{vis}}/\sqrt{s} \leq 1.4$.
2. The energy imbalance along the beam direction, E_{\parallel} , must satisfy $|E_{\parallel}|/E_{\text{vis}} \leq 0.4$.
3. The transverse energy imbalance, E_{\perp} , with respect to the beam direction, must satisfy $E_{\perp}/E_{\text{vis}} \leq 0.4$.
4. The number of energy clusters reconstructed in the calorimeters is required to be larger than 12.

A data set of 1.6 million hadronic Z decays was selected for this analysis.

Analysis Procedure

The events passing the hadronic event selection are analyzed for the inclusive production of Σ^+ and Σ^0 in the decay modes $p\pi^0(\pi^0 \rightarrow \gamma\gamma)$ and $\Lambda(\rightarrow p\pi^-)\gamma$, respectively. The $p\pi^0$ and $\Lambda\gamma$ mass distributions are computed, and a fitting procedure is applied to count the number of selected candidates in the mass peak. The anti-particles of the Σ^+ and Σ^0 are included in the corresponding distributions to increase the statistical significance of the data samples.

Central to the selections of the Σ^+ and Σ^0 candidates are the kinematical constraints describing their decay. A probability is assigned to each candidate based on the minimum χ^2

which satisfies the decay constraints. The χ^2 has the form:

$$\begin{aligned} \chi^2 = & \sum_{i=1}^{N_{\text{tracks}}} (\vec{t}_i - \vec{f}(\vec{v}_s, \vec{q}_i))^T G_i^{-1} (\vec{t}_i - \vec{f}(\vec{v}_s, \vec{q}_i)) + (\vec{v} - \vec{v}_{\text{event}})^T V_{\text{event}}^{-1} (\vec{v} - \vec{v}_{\text{event}}) \\ & + \sum_{i=1}^{N_{\text{clusters}}} (\vec{u}_i - \vec{g}(\vec{v}_s, \vec{q}_i))^T E_i^{-1} (\vec{u}_i - \vec{g}(\vec{v}_s, \vec{q}_i)) \end{aligned} \quad (2)$$

where the number of charged-particle tracks and electromagnetic clusters used to reconstruct the decay are respectively N_{tracks} and N_{clusters} ; \vec{t}_i is the vector of measured parameters for the i^{th} track and G_i the corresponding covariance matrix; $\vec{f}(\vec{v}_s, \vec{q}_i)$ are the fit parameters assuming the track originated from the secondary vertex \vec{v}_s with momentum \vec{q}_i ; \vec{v}_{event} is the event-vertex with covariance matrix V ; \vec{v} is the fit to the production vertex; \vec{u}_i is the vector of measured parameters for the i^{th} electromagnetic cluster with covariance matrix E_i ; and $\vec{g}(\vec{v}_s, \vec{q}_i)$ are the fit parameters assuming that a photon originated from the secondary vertex \vec{v}_s with momentum \vec{q}_i . The details of the constrained fitting technique are found in Reference [9]. In addition to the constraint probability cuts, other selection criteria are also applied to reduce combinatorial background.

The fitting procedure of the invariant mass distributions consists of several steps. The JETSET Monte Carlo simulation is used to predict the shape of the $p\pi^0$ and $\Lambda\gamma$ mass distributions separately for the background and the Σ^+ and Σ^0 signals. The Monte Carlo signal and background distributions are binned into histograms which are then smoothed with a spline fit. The spline fit reduces background fluctuations in the signal region by interpolating between the sidebands of the signal. The use of binned histograms with bin widths comparable to the expected mass resolution of the Σ^+ and Σ^0 signals is found to be optimal for exploiting the histogram shape differences between signal and background. A maximum likelihood fit is performed for both the signal and the background normalizations, simultaneously. The likelihood is constructed by computing the Poisson probability for each bin and then making the product over all bins in the histogram, as follows,

$$L(s, b) = e^{-(s+b)} \prod_{i=1}^{N_{\text{bins}}} \frac{(f_i + g_i)^{d_i}}{\Gamma(d_i + 1)} \quad (3)$$

where s and b are respectively the total number of signal and background events, d_i is the number of observed data events in a given bin and f_i and g_i are the number of expected events in a given bin for signal and background, respectively.

The production rates of the Σ^+ and Σ^0 are determined by a kinematic extrapolation which assumes the JETSET Monte Carlo production distributions.

Σ^+ Selection

The signature of a $\Sigma^+ \rightarrow p\pi^0(\pi^0 \rightarrow \gamma\gamma)$ decay is a single charged track and two photons measured in the calorimeter as shown in Figure 2a. The kinematical information of the decay configuration, in addition to the assumption that the Σ^+ is produced at the primary vertex, can be expressed as follows:

$$\vec{d}' \times [\vec{p}_p + \vec{p}_{\gamma_1} + \vec{p}_{\gamma_2}] = 0 \quad (4)$$

$$m_{\gamma\gamma} = m_{\pi^0} \quad (5)$$

where the vector $\vec{\mathbf{d}}'$ is the direction of flight of the Σ^+ at the time of decay; the vectors $\vec{\mathbf{p}}_p$, $\vec{\mathbf{p}}_{\gamma_1}$ and $\vec{\mathbf{p}}_{\gamma_2}$ are respectively the proton momenta and the momenta of the two photons; and $m_{\gamma\gamma}$ and m_{π^0} are the calculated mass of the diphoton system and the π^0 mass, respectively. A probability, $\mathcal{P}_{\text{svtx}}$, is assigned to each Σ^+ candidate based on the minimum χ^2 which satisfies constraints (4) and (5). The χ^2 is obtained from equation (2). The computation of the constraint probability requires the accurate description of the photon resolution in energy and angle in the calorimeter.

The selection of Σ^+ candidates consists of the following cuts:

1. The constraint probability, $\mathcal{P}_{\text{svtx}}$, must be larger than 0.2.
2. The energies of the two photons must be greater than 55 MeV and their polar angle must be in the BGO barrel acceptance ($|\cos \theta_\gamma| < 0.74$).
3. The π^0 boost, $\gamma_{\pi^0} = E_{\pi^0}/m_{\pi^0}$, is required to be larger than 2.0.
4. The transverse momentum of the proton must exceed 800 MeV.
5. The transverse decay radius, r_\perp , of the Σ^+ is required to be in the range $5 \text{ mm} < r_\perp < 70 \text{ mm}$ ensuring the decay to be inside the inner radius of the Silicon Microvertex Detector (SMD).
6. Charged tracks which are identified as coming from Λ or K_s^0 decay are rejected as proton candidates from Σ^+ decay.

Figure 3 shows the mass distribution of the selected $p\pi^0$ candidates. The number of selected $\Sigma^+ \rightarrow p\pi^0$ decays determined by the fit is found to be 342 ± 33 .

Σ^0 Selection

The Σ^0 is measured in the decay mode $\Sigma^0 \rightarrow \Lambda\gamma$. This mode accounts for nearly 100% of the Σ^0 branching fractions. Identification of the Λ is done using the $p\pi^-$ decay mode. The proton is assumed to be the track with the highest momentum of the two tracks forming the Λ candidate. The kinematic constraints of the $\Sigma^0 \rightarrow \Lambda(\rightarrow p\pi^-)\gamma$ decay, shown in Figure 2b, are summarized by the following equations:

$$\vec{\mathbf{d}} \times [\vec{\mathbf{p}}_p + \vec{\mathbf{p}}_{\pi^-}] = 0 \quad (6)$$

$$m_{p\pi^-} = m_\Lambda \quad (7)$$

where the vector $\vec{\mathbf{d}}$ points from the primary vertex to the Λ decay point; the vectors $\vec{\mathbf{p}}_p$ and $\vec{\mathbf{p}}_{\pi^-}$ are respectively the proton and pion momenta; and $m_{p\pi^-}$ and m_Λ are the calculated mass of the proton-pion system and the Λ mass, respectively. A probability, $\mathcal{P}_{\text{lvtx}}$, is assigned to each Λ candidate based on the minimum χ^2 (equation 2) which satisfies constraints (6) and (7). A large combinatorial background to the Λ signal is present in the limit that

$$\vec{\mathbf{v}}_s = \vec{\mathbf{v}}_{\text{event}} \quad (8)$$

where $\vec{\mathbf{v}}_s$ is the Λ decay vertex and $\vec{\mathbf{v}}_{\text{event}}$ is the primary event vertex. A constraint probability, $\mathcal{P}_{\text{pvtx}}$, is also computed for Λ candidates to satisfy equation (8). The Λ signal has less background when $\mathcal{P}_{\text{pvtx}}$ is small.

The Λ selection consists of the following cuts:

1. The transverse momenta of the proton and pion coming from the Λ decay must both exceed 200 MeV.
2. The constraint probability, $\mathcal{P}_{\text{lvtx}}$, must be larger than 0.01, and the constraint probability, $\mathcal{P}_{\text{pvtx}}$, must be smaller than 10^{-12} .
3. The transverse decay radius, r_{\perp} , of the Λ is limited to the range $r_{\perp} < 70$ mm ensuring the decay to be inside the inner radius of the SMD.

After applying the Λ selection cuts with the exception of constraint (7), the reconstructed $p\pi^{-}$ mass spectrum is plotted in Figure 4 where the Λ is clearly visible. To reconstruct the Σ^0 decay, an electromagnetic cluster in the BGO detector is combined with a selected Λ .

The following additional criteria is applied to select Σ^0 candidates:

1. The energy of the photon, E_{γ} , is restricted to the range $55 \text{ MeV} < E_{\gamma} < 1 \text{ GeV}$ and the photon polar angle must be within the BGO barrel acceptance ($|\cos \theta_{\gamma}| < 0.74$).
2. The angle, θ_{Λ}^* , of the Λ with respect to the Σ^0 momentum in the Σ^0 rest frame is required to satisfy $\cos \theta_{\Lambda}^* < 0.2$.

Figure 5 shows the mass difference distribution of the selected $\Lambda\gamma$ candidates. The number of selected $\Sigma^0 \rightarrow \Lambda(\rightarrow p\pi^{-})\gamma$ decays is found to be 263 ± 42 .

Rate Measurements

A total of 6.2 million hadronic Z decays were simulated with the JETSET Monte Carlo to estimate detector effects. The simulation accounts for the run conditions in luminosity-weighted periods throughout the data-taking.

For signal and background fitting, further tuning of Monte Carlo distributions is performed. The signal shape predicted by the simulation is adjusted to fit the observed peak position and resolution measured in the data. The change in the rate for a corresponding change of 0.5 in the negative log likelihood in the fit of the background and signal normalizations is taken as a systematic error.

To estimate the statistical error on the Monte Carlo determination of the background shape, the signal is fit with a fixed normalization of the background corresponding to two cases: a) increasing the background-level by one standard deviation (given by the two parameter fit), and b) decreasing the background-level by the same amount. In the case of the Σ^0 , where the photon energy spectrum goes down to threshold, the observed difference in the low-energy photon energy spectrum between Monte Carlo and data is used to reweight the mass difference distribution. The correlation on the rate measurement between reweighting based on background versus background plus signal is quoted as a systematic error.

In order to estimate the error on the kinematic extrapolation of the observed rate to the full phase space of the Σ^+ and Σ^0 baryons produced in the fragmentation process, several Monte Carlo generators are used to predict the extrapolation [1–3]. The variations in the fractions of decays inside the kinematic ranges of the Σ^+ and Σ^0 selections are given in Table 1. These are taken as systematic errors. Varying the Σ^+ and Σ^0 selection cuts over a wide range of cut values has no observed systematic effect on the measured rates.

Using the JETSET Monte Carlo as a reference for the extrapolation, the efficiencies for Σ^+ and Σ^0 are found to be 0.19% and 0.18%, respectively. The error on the efficiencies from

Monte Carlo statistics is taken as a systematic error. The sources of systematic errors in the production rate measurements are listed in Table 2. The average numbers of Σ^+ and Σ^0 per hadronic Z decay are measured to be:

$$\begin{aligned}\langle N_{\Sigma^+} \rangle + \langle N_{\bar{\Sigma}^+} \rangle &= 0.114 \pm 0.011_{stat} \pm 0.009_{syst} \\ \langle N_{\Sigma^0} \rangle + \langle N_{\bar{\Sigma}^0} \rangle &= 0.095 \pm 0.015_{stat} \pm 0.013_{syst} .\end{aligned}$$

Our measurements of the Σ^+ and Σ^0 production rates in hadronic Z decays are compared to baryon production rates predicted by JETSET, HERWIG and ARIADNE models in Table 3 [10]. In this table, the numbers obtained from the string-based and the hadron gas models are also listed. The predictions of all of these models underestimate our measured rates. Our measurements are consistent with other measurements performed at LEP [11–13]. However, we observe rates which are somewhat higher. This difference could arise from the low momentum part of the baryon production spectra. The use of low energy photons in the measurements of the Σ^+ and Σ^0 production rates allows the kinematical ranges covered by the L3 measurements to extend down to lower baryon momenta than those measured by the other LEP detectors.

Acknowledgements

We wish to express our gratitude to the CERN accelerator divisions for the excellent performance of the LEP machine. We acknowledge the contributions of the engineers and technicians who have participated in the construction and maintenance of this experiment.

References

- [1] JETSET, T. Sjöstrand, *Comp. Phys. Comm.* **39** (1986) 347. Version 7.4 is used for this analysis.
- [2] HERWIG, G. Marchesini *et al.*, *Comp. Phys. Comm.* **67** (1992) 465–508.
- [3] ARIADNE, L. Lönnblad, *Comp. Phys. Comm.* **71** (1992) 15–31.
- [4] Y. J. Pei, *Zeitschrift für Physik C* **72** (1996) 39–46.
- [5] F. Becattini, *Zeitschrift für Physik C* **69** (1996) 485–492.
- [6] B. R. Webber, *Phys. Lett. B* **143** (1984) 501–504.
- [7] C. Caso *et al.*, *Eur. Phys. J. C* **3** (1998) 1.
- [8] L3 Collab., B. Adeva *et al.*, *Nucl. Inst. Meth. A* **289** (1990) 35; M. Acciarri *et al.*, *Nucl. Inst. Meth. A* **351** (1994) 300; L3 Collab., O. Adriani *et al.*, *Physics Reports* **236** (1993) 1.
- [9] C. G. Tully, *Baryon Production in Z Decay*, Ph.D. thesis, Princeton University, 1997.
- [10] L3 Collab., B. Adeva *et al.*, *Z. Phys. C* **55** (1992) 39.
- [11] OPAL Collab., G. Alexander *et al.*, *Zeitschrift für Physik C* **73** (1997) 587–600.

- [12] DELPHI Collab., W. Adam *et al.*, Zeitschrift für Physik **C 70** (1996) 371–382.
- [13] ALEPH Collab., R. Barate *et al.*, Physics Reports **294** (1998) 1–165.

The L3 Collaboration:

M.Acciarri,²⁶ P.Achard,¹⁹ O.Adriani,¹⁶ M.Aguilar-Benitez,²⁵ J.Alcaraz,²⁵ G.Alemanni,²² J.Allaby,¹⁷ A.Aloisio,²⁸ M.G.Alvigi,²⁸ G.Ambrosi,¹⁹ H.Anderhub,⁴⁸ V.P.Andreev,^{6,36} T.Angelescu,¹² F.Anselmo,⁹ A.Arefiev,²⁷ T.Azemoon,³ T.Aziz,¹⁰ P.Bagnaia,³⁵ A.Bajo,²⁵ L.Baksay,⁴³ A.Balandras,⁴ S.Banerjee,¹⁰ Sw.Banerjee,¹⁰ A.Barczyk,^{48,46} R.Barillere,¹⁷ L.Barone,³⁵ P.Bartalini,²² M.Basile,⁹ R.Battiston,³² A.Bay,²² F.Becattini,¹⁶ U.Becker,¹⁴ F.Behner,⁴⁸ L.Bellucci,¹⁶ R.Berbeco,³ J.Berdugo,²⁵ P.Berges,¹⁴ B.Bertucci,³² B.L.Betev,⁴⁸ S.Bhattacharya,¹⁰ M.Biasini,³² A.Biland,⁴⁸ J.J.Blaising,⁴ S.C.Blyth,³³ G.J.Bobbink,² A.Böhm,¹ L.Boldizsar,¹³ B.Borgia,³⁵ D.Bourilkov,⁴⁸ M.Bourquin,¹⁹ S.Braccini,¹⁹ J.G.Branson,³⁹ V.Brigljevic,⁴⁸ F.Brochu,⁴ A.Buffini,¹⁶ A.Buijs,⁴⁴ J.D.Burger,¹⁴ W.J.Burger,³² X.D.Cai,¹⁴ M.Campanelli,⁴⁸ M.Capell,¹⁴ G.Cara Romeo,⁹ G.Carlino,²⁸ A.M.Cartacci,¹⁶ J.Casaus,²⁵ G.Castellini,¹⁶ F.Cavallari,³⁵ N.Cavallo,³⁷ C.Cecchi,³² M.Cerrada,²⁵ F.Cesaroni,²³ M.Chamizo,¹⁹ Y.H.Chang,⁵⁰ U.K.Chaturvedi,¹⁸ M.Chemarin,²⁴ A.Chen,⁵⁰ G.Chen,⁷ G.M.Chen,⁷ H.F.Chen,²⁰ H.S.Chen,⁷ G.Chiefari,²⁸ L.Cifarelli,³⁸ F.Cindolo,⁹ C.Civinini,¹⁶ I.Clare,¹⁴ R.Clare,¹⁴ G.Coignet,⁴ A.P.Colijn,² N.Colino,²⁵ S.Costantini,⁵ F.Cotorobai,¹² B.Cozzoni,⁹ B.de la Cruz,²⁵ A.Csilling,¹³ S.Cucciarelli,³² T.S.Dai,¹⁴ J.A.van Dalen,³⁰ R.D'Alessandro,¹⁶ R.de Asmundis,²⁸ P.Dégion,¹⁹ A.Degré,⁴ K.Deiters,⁴⁶ D.della Volpe,²⁸ P.Denes,³⁴ F.DeNotaristefani,³⁵ A.De Salvo,⁴⁸ M.Diemoz,³⁵ D.van Dierendonck,² F.Di Lodovico,⁴⁸ C.Dionisi,³⁵ M.Dittmar,⁴⁸ A.Dominguez,³⁹ A.Doria,²⁸ M.T.Dova,^{18,†} D.Duchesneau,⁴ D.Dufournaud,⁴ P.Duinker,² I.Duran,⁴⁰ H.El Mamouni,²⁴ A.Engler,³³ F.J.Eppling,¹⁴ F.C.Erne,² P.Extermann,¹⁹ M.Fabre,⁴⁶ R.Faccini,³⁵ M.A.Falagan,²⁵ S.Falciano,^{35,17} A.Favara,¹⁷ J.Fay,²⁴ O.Fedin,³⁶ M.Felcini,⁴⁸ T.Ferguson,³³ F.Ferroni,³⁵ H.Fesefeldt,¹ E.Fiandrini,³² J.H.Field,¹⁹ F.Filthaut,¹⁷ P.H.Fisher,¹⁴ I.Fisk,³⁹ G.Forconi,¹⁴ L.Fredj,¹⁹ K.Freudenreich,⁴⁸ C.Furetta,²⁶ Yu.Galaktionov,^{27,14} S.N.Ganguli,¹⁰ P.Garcia-Abia,⁵ M.Gataullin,³¹ S.S.Gau,¹¹ S.Gentile,^{35,17} N.Gheordanescu,¹² S.Giagu,³⁵ Z.F.Gong,²⁰ G.Grenier,²⁴ O.Grimm,⁴⁸ M.W.Gruenewald,⁸ M.Guida,³⁸ R.van Gulik,² V.K.Gupta,³⁴ A.Gurtu,¹⁰ L.J.Gutay,⁴⁵ D.Haas,⁵ A.Hasan,²⁹ D.Hatzifotiadiou,⁹ T.Hebbeker,⁸ A.Hervé,¹⁷ P.Hidas,¹³ J.Hirschfelder,³³ H.Hofer,⁴⁸ G.Holzner,⁴⁸ H.Hoaran,³³ S.R.Hou,⁵⁰ Y.Hu,³⁰ I.Iashvili,⁴⁷ B.N.Jin,⁷ L.W.Jones,³ P.de Jong,² I.Josa-Mutuberría,²⁵ R.A.Khan,¹⁸ M.Kaur,^{18,◇} M.N.Kienzle-Focacci,¹⁹ D.Kim,³⁵ J.K.Kim,⁴² J.Kirkby,¹⁷ D.Kiss,¹³ W.Kittel,³⁰ A.Klimentov,^{14,27} A.C.König,³⁰ A.Kopp,⁴⁷ V.Koutsenko,^{14,27} M.Kräber,⁴⁸ R.W.Kraemer,³³ W.Krenz,¹ A.Krüger,⁴⁷ A.Kunin,^{14,27} P.Ladron de Guevara,²⁵ I.Laktineh,²⁴ G.Landi,¹⁶ K.Lassila-Perini,⁴⁸ M.Lebeau,¹⁷ A.Lebedev,¹⁴ P.Lebrun,²⁴ P.Lecomte,⁴⁸ P.Lecoq,¹⁷ P.Le Coultre,⁴⁸ H.J.Lee,⁸ J.M.Le Goff,¹⁷ R.Leiste,⁴⁷ E.Leonardi,³⁵ P.Levtchenko,³⁶ C.Li,²⁰ S.Likhoded,⁴⁷ C.H.Lin,⁵⁰ W.T.Lin,⁵⁰ F.L.Linde,² L.Lista,²⁸ Z.A.Liu,⁷ W.Lohmann,⁴⁷ E.Longo,³⁵ Y.S.Lu,⁷ K.Lübelsmeyer,¹ C.Luci,^{17,35} D.Luckey,¹⁴ L.Lugnier,²⁴ L.Luminari,³⁵ W.Lustermann,⁴⁸ W.G.Ma,²⁰ M.Maity,¹⁰ L.Malgeri,¹⁷ A.Malinin,¹⁷ C.Maña,²⁵ D.Mangeol,³⁰ J.Mans,³⁴ P.Marchesini,⁴⁸ G.Marian,¹⁵ J.P.Martin,²⁴ F.Marzano,³⁵ G.G.G.Massarò,² K.Mazumdar,¹⁰ R.R.McNeil,⁶ S.Mele,¹⁷ L.Merola,²⁸ M.Meschini,¹⁶ W.J.Metzger,³⁰ M.von der Mey,¹ A.Mihul,¹² H.Milcent,¹⁷ G.Mirabelli,³⁵ J.Mnich,¹⁷ G.B.Mohanty,¹⁰ P.Molnar,⁸ B.Monteleoni,^{16,†} T.Moulik,¹⁰ G.S.Muanza,²⁴ F.Muheim,¹⁹ A.J.M.Muijs,² M.Musy,³⁵ M.Napolitano,²⁸ F.Nessi-Tedaldi,⁴⁸ H.Newman,³¹ T.Niessen,¹ A.Nisati,³⁵ H.Nowak,⁴⁷ G.Organtini,³⁵ A.Oulianov,²⁷ C.Palomares,²⁵ D.Pandoulas,¹ S.Paoletti,^{35,17} P.Paolucci,²⁸ R.Paramatti,³⁵ H.K.Park,³³ I.H.Park,⁴² G.Pascale,³⁵ G.Passaleva,¹⁷ S.Patricelli,²⁸ T.Paul,¹¹ M.Pauluzzi,³² C.Paus,¹⁷ F.Pauss,⁴⁸ M.Pedace,³⁵ S.Pensotti,²⁶ D.Perret-Gallix,⁴ B.Petersen,³⁰ D.Piccolo,²⁸ F.Pierella,⁹ M.Pieri,¹⁶ P.A.Piroué,³⁴ E.Pistoiesi,²⁶ V.Plyaskin,²⁷ M.Pohl,¹⁹ V.Pojidaev,^{27,16} H.Postema,¹⁴ J.Pothier,¹⁷ N.Produit,¹⁹ D.O.Prokofiev,⁴⁵ D.Prokofiev,³⁶ J.Quartieri,³⁸ G.Rahal-Callot,^{48,17} M.A.Rahaman,¹⁰ P.Raics,¹⁵ N.Raja,¹⁰ R.Ramelli,⁴⁸ P.G.Rancoita,²⁶ A.Raspereza,⁴⁷ G.Raven,³⁹ P.Razis,²⁹ D.Ren,⁴⁸ M.Rescigno,³⁵ S.Reucroft,¹¹ T.van Rhee,⁴⁴ S.Riemann,⁴⁷ K.Riles,³ A.ROBOHM,⁴⁸ J.Rodin,⁴³ B.P.Roe,³ L.Romero,²⁵ A.Rosca,⁸ S.Rosier-Lees,⁴ J.A.Rubio,¹⁷ D.Ruschmeier,⁸ H.Rykaczewski,⁴⁸ S.Saremi,⁶ S.Sarkar,³⁵ J.Salicio,¹⁷ E.Sanchez,¹⁷ M.P.Sanders,³⁰ M.E.Sarakinos,²¹ C.Schäfer,¹⁷ V.Schegelsky,³⁶ S.Schmidt-Kaerst,¹ D.Schmitz,¹ H.Schopper,⁴⁹ D.J.Schotanus,³⁰ G.Schwering,¹ C.Sciacca,²⁸ D.Sciarrino,¹⁹ A.Seganti,⁹ L.Servoli,³² S.Shevchenko,³¹ N.Shivarov,⁴¹ V.Shoutko,²⁷ E.Shumilov,²⁷ A.Shvorob,³¹ T.Siedenburger,¹ D.Son,⁴² B.Smith,³³ P.Spillantini,¹⁶ M.Steuer,¹⁴ D.P.Stickland,³⁴ A.Stone,⁶ H.Stone,^{34,†} B.Stoyanov,⁴¹ A.Straessner,¹ K.Sudhakar,¹⁰ G.Sultanov,¹⁸ L.Z.Sun,²⁰ H.Suter,⁴⁸ J.D.Swain,¹⁸ Z.Szillasi,^{43,¶} T.Sztaricskai,^{43,¶} X.W.Tang,⁷ L.Tauscher,⁵ L.Taylor,¹¹ B.Tellili,²⁴ C.Timmermans,³⁰ Samuel C.C.Ting,¹⁴ S.M.Ting,¹⁴ S.C.Tonwar,¹⁰ J.Tóth,¹³ C.Tully,¹⁷ K.L.Tung,⁷ Y.Uchida,¹⁴ J.Ulbricht,⁴⁸ E.Valente,³⁵ G.Vesztergombi,¹³ I.Vetlitsky,²⁷ D.Vicinanza,³⁸ G.Viertel,⁴⁸ S.Villa,¹¹ M.Vivargent,⁴ S.Vlachos,⁵ I.Vodopianov,³⁶ H.Vogel,³³ H.Vogt,⁴⁷ I.Vorobiev,²⁷ A.A.Vorobyov,³⁶ A.Vorvolakos,²⁹ M.Wadhwa,⁵ W.Wallraff,¹ M.Wang,¹⁴ X.L.Wang,²⁰ Z.M.Wang,²⁰ A.Weber,¹ M.Weber,¹ P.Wienemann,¹ H.Wilkens,³⁰ S.X.Wu,¹⁴ S.Wynhoff,¹⁷ L.Xia,³¹ Z.Z.Xu,²⁰ J.Yamamoto,³ B.Z.Yang,²⁰ C.G.Yang,⁷ H.J.Yang,⁷ M.Yang,⁷ J.B.Ye,²⁰ S.C.Yeh,⁵¹ An.Zalite,³⁶ Yu.Zalite,³⁶ Z.P.Zhang,²⁰ G.Y.Zhu,⁷ R.Y.Zhu,³¹ A.Zichichi,^{9,17,18} G.Zilizi,^{43,¶} M.Zöller,¹

- 1 I. Physikalisches Institut, RWTH, D-52056 Aachen, FRG[§]
 - III. Physikalisches Institut, RWTH, D-52056 Aachen, FRG[§]
 - 2 National Institute for High Energy Physics, NIKHEF, and University of Amsterdam, NL-1009 DB Amsterdam, The Netherlands
 - 3 University of Michigan, Ann Arbor, MI 48109, USA
 - 4 Laboratoire d'Annecy-le-Vieux de Physique des Particules, LAPP,IN2P3-CNRS, BP 110, F-74941 Annecy-le-Vieux CEDEX, France
 - 5 Institute of Physics, University of Basel, CH-4056 Basel, Switzerland
 - 6 Louisiana State University, Baton Rouge, LA 70803, USA
 - 7 Institute of High Energy Physics, IHEP, 100039 Beijing, China[△]
 - 8 Humboldt University, D-10099 Berlin, FRG[§]
 - 9 University of Bologna and INFN-Sezione di Bologna, I-40126 Bologna, Italy
 - 10 Tata Institute of Fundamental Research, Bombay 400 005, India
 - 11 Northeastern University, Boston, MA 02115, USA
 - 12 Institute of Atomic Physics and University of Bucharest, R-76900 Bucharest, Romania
 - 13 Central Research Institute for Physics of the Hungarian Academy of Sciences, H-1525 Budapest 114, Hungary[‡]
 - 14 Massachusetts Institute of Technology, Cambridge, MA 02139, USA
 - 15 KLTE-ATOMKI, H-4010 Debrecen, Hungary[¶]
 - 16 INFN Sezione di Firenze and University of Florence, I-50125 Florence, Italy
 - 17 European Laboratory for Particle Physics, CERN, CH-1211 Geneva 23, Switzerland
 - 18 World Laboratory, FBLJA Project, CH-1211 Geneva 23, Switzerland
 - 19 University of Geneva, CH-1211 Geneva 4, Switzerland
 - 20 Chinese University of Science and Technology, USTC, Hefei, Anhui 230 029, China[△]
 - 21 SEFT, Research Institute for High Energy Physics, P.O. Box 9, SF-00014 Helsinki, Finland
 - 22 University of Lausanne, CH-1015 Lausanne, Switzerland
 - 23 INFN-Sezione di Lecce and Università Degli Studi di Lecce, I-73100 Lecce, Italy
 - 24 Institut de Physique Nucléaire de Lyon, IN2P3-CNRS, Université Claude Bernard, F-69622 Villeurbanne, France
 - 25 Centro de Investigaciones Energéticas, Medioambientales y Tecnológicas, CIEMAT, E-28040 Madrid, Spain^b
 - 26 INFN-Sezione di Milano, I-20133 Milan, Italy
 - 27 Institute of Theoretical and Experimental Physics, ITEP, Moscow, Russia
 - 28 INFN-Sezione di Napoli and University of Naples, I-80125 Naples, Italy
 - 29 Department of Natural Sciences, University of Cyprus, Nicosia, Cyprus
 - 30 University of Nijmegen and NIKHEF, NL-6525 ED Nijmegen, The Netherlands
 - 31 California Institute of Technology, Pasadena, CA 91125, USA
 - 32 INFN-Sezione di Perugia and Università Degli Studi di Perugia, I-06100 Perugia, Italy
 - 33 Carnegie Mellon University, Pittsburgh, PA 15213, USA
 - 34 Princeton University, Princeton, NJ 08544, USA
 - 35 INFN-Sezione di Roma and University of Rome, "La Sapienza", I-00185 Rome, Italy
 - 36 Nuclear Physics Institute, St. Petersburg, Russia
 - 37 INFN-Sezione di Napoli and University of Potenza, I-85100 Potenza, Italy
 - 38 University and INFN, Salerno, I-84100 Salerno, Italy
 - 39 University of California, San Diego, CA 92093, USA
 - 40 Dept. de Física de Partículas Elementales, Univ. de Santiago, E-15706 Santiago de Compostela, Spain
 - 41 Bulgarian Academy of Sciences, Central Lab. of Mechatronics and Instrumentation, BU-1113 Sofia, Bulgaria
 - 42 Laboratory of High Energy Physics, Kyungpook National University, 702-701 Taegu, Republic of Korea
 - 43 University of Alabama, Tuscaloosa, AL 35486, USA
 - 44 Utrecht University and NIKHEF, NL-3584 CB Utrecht, The Netherlands
 - 45 Purdue University, West Lafayette, IN 47907, USA
 - 46 Paul Scherrer Institut, PSI, CH-5232 Villigen, Switzerland
 - 47 DESY, D-15738 Zeuthen, FRG
 - 48 Eidgenössische Technische Hochschule, ETH Zürich, CH-8093 Zürich, Switzerland
 - 49 University of Hamburg, D-22761 Hamburg, FRG
 - 50 National Central University, Chung-Li, Taiwan, China
 - 51 Department of Physics, National Tsing Hua University, Taiwan, China
- [§] Supported by the German Bundesministerium für Bildung, Wissenschaft, Forschung und Technologie
[‡] Supported by the Hungarian OTKA fund under contract numbers T019181, F023259 and T024011.
[¶] Also supported by the Hungarian OTKA fund under contract numbers T22238 and T026178.
^b Supported also by the Comisión Interministerial de Ciencia y Tecnología.
[‡] Also supported by CONICET and Universidad Nacional de La Plata, CC 67, 1900 La Plata, Argentina.
[△] Also supported by Panjab University, Chandigarh-160014, India.
[△] Supported by the National Natural Science Foundation of China.
[†] Deceased.

Monte Carlo	$f_{\Sigma^+}^{inside}$	$f_{\Sigma^0}^{inside}$
ARIADNE 4.08	0.317	0.100
JETSET 7.4	0.321	0.097
HERWIG 5.9	0.311	0.091
Maximum Spread	3.1%	9.0%

Table 1: Monte Carlo predictions of the fractions of decays inside the kinematic ranges of the Σ^+ and Σ^0 selections.

Source of Systematic Error	$\sigma_{\langle N_{\Sigma^+} \rangle + \langle N_{\bar{\Sigma}^+} \rangle}^{syst}$ (%)	$\sigma_{\langle N_{\Sigma^0} \rangle + \langle N_{\bar{\Sigma}^0} \rangle}^{syst}$ (%)
Signal Shape Resolution	6.1	7.0
Signal Shape Peak Position	0.6	1.9
Background Shape Statistics	2.4	6.4
Background Reweighting Procedure	–	2.9
Kinematic Extrapolation	3.1	9.0
Monte Carlo Signal Efficiency	3.5	3.8
Total Systematic Error	8.1	14.1

Table 2: Sources of systematic error in the production rate measurements.

Monte Carlo	$\langle N_{\Sigma^+} \rangle + \langle N_{\bar{\Sigma}^+} \rangle$	$\langle N_{\Sigma^0} \rangle + \langle N_{\bar{\Sigma}^0} \rangle$
JETSET	0.0711	0.0691
HERWIG	0.0978	0.0692
ARIADNE	0.0716	0.0685
string-based model	0.0740	0.0774
hadron gas model	0.0732	0.0766

Table 3: Model predictions of Σ^+ and Σ^0 production rates in e^+e^- annihilations at 91 GeV. The predictions of the JETSET, HERWIG and ARIADNE models have been obtained with parameters tuned to L3 global event shape distributions and the charged-particle multiplicity distribution.

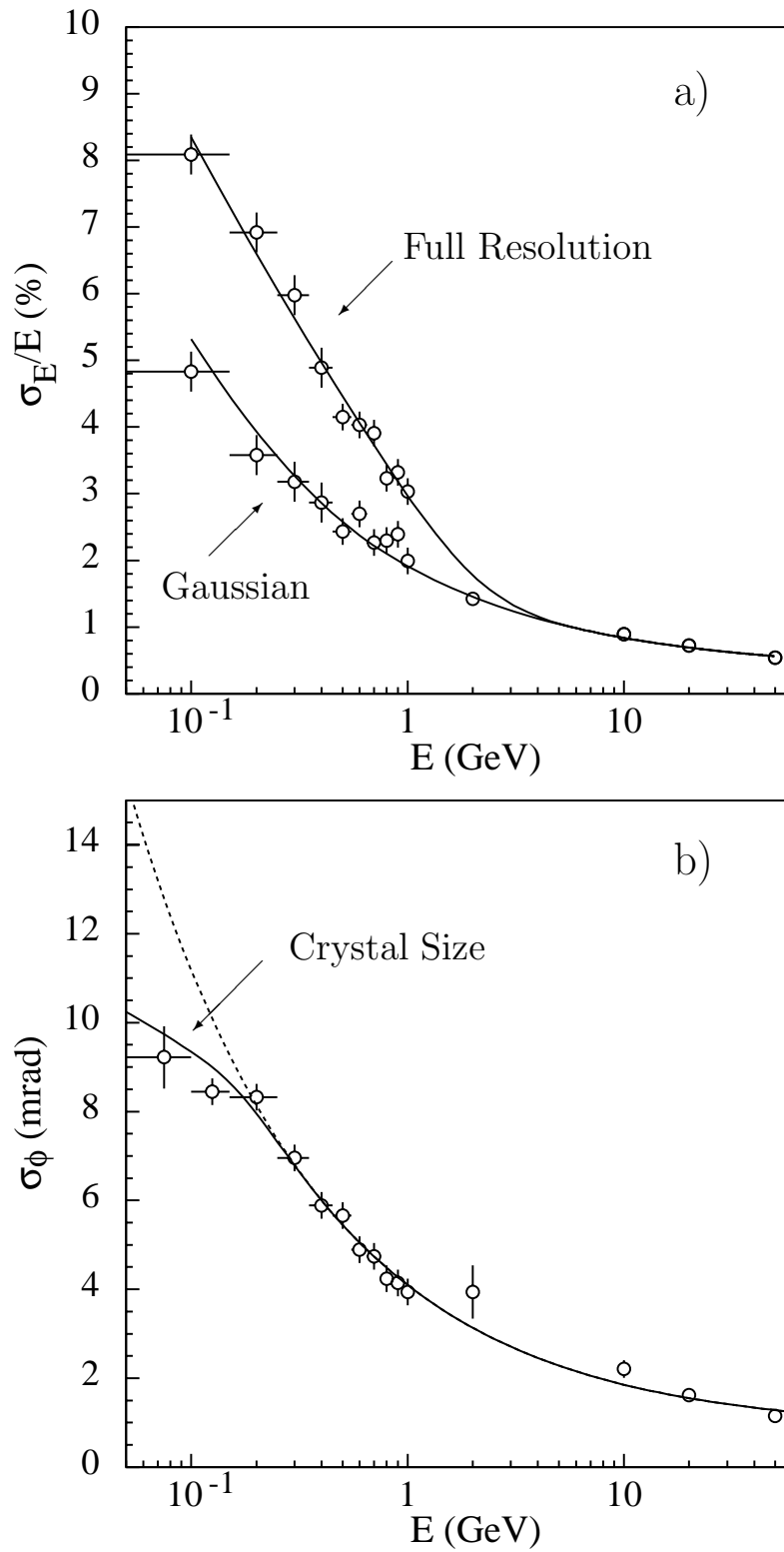


Figure 1: Resolution of electromagnetic showers in energy and azimuthal angle ϕ . In plot a) the two curves describe the energy resolution in the BGO barrel. The full resolution curve accounts for the fraction of measured photons which lack full shower containment. These give a tailing distribution with less resolution than the intrinsic Gaussian resolution curve. In plot b) is the ϕ -resolution function. At low-energy, the angular resolution is limited by the crystal size. The dotted line shows the extrapolated angular resolution when this effect is ignored.

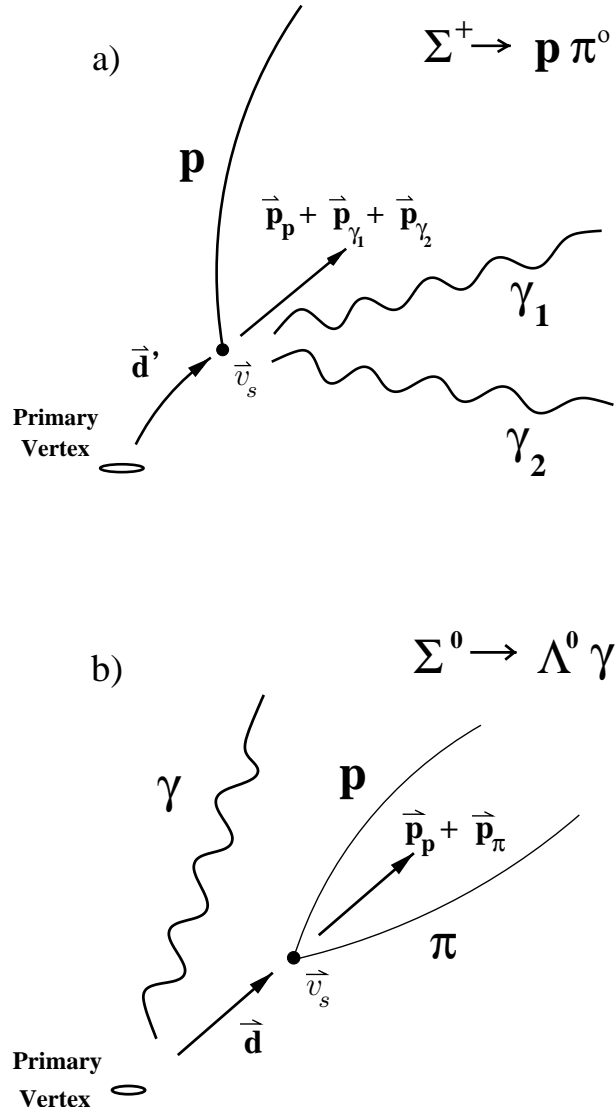


Figure 2: The decay of a Σ^+ is shown in plot a). The position of the decay vertex, \vec{v}_s , and the path of the Σ^+ from the primary vertex to the decay vertex are indicated. The vector \vec{d}' is the direction of flight of the Σ^+ at the time of decay. The decay of a Σ^0 is shown in plot b). The point \vec{v}_s indicates the position of the decay vertex of the Λ , and the vector \vec{d} is the direction of flight of the Λ .

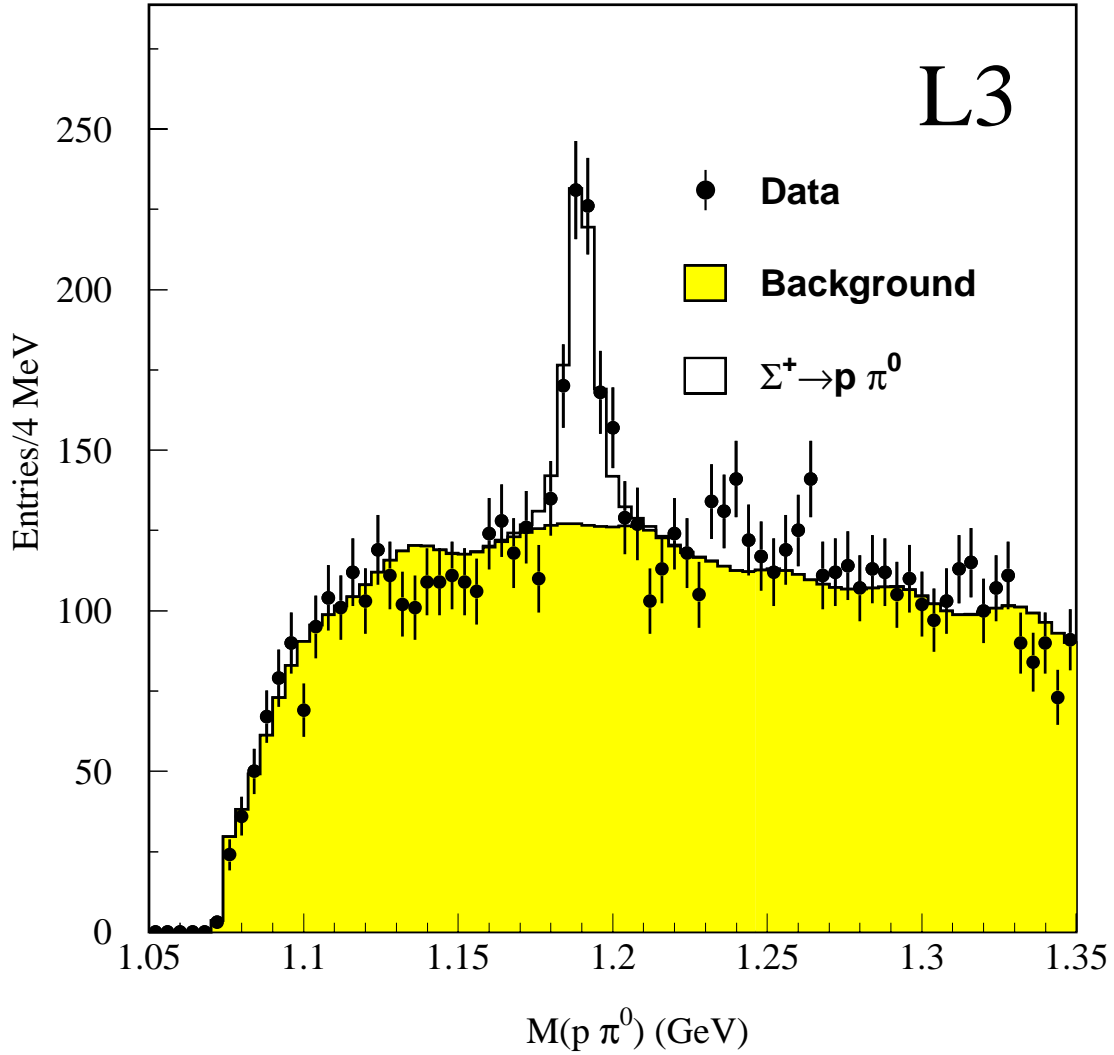


Figure 3: The mass distribution of Σ^+ candidates. The shapes of the signal and of the background are obtained from Monte Carlo simulation as described in the text.

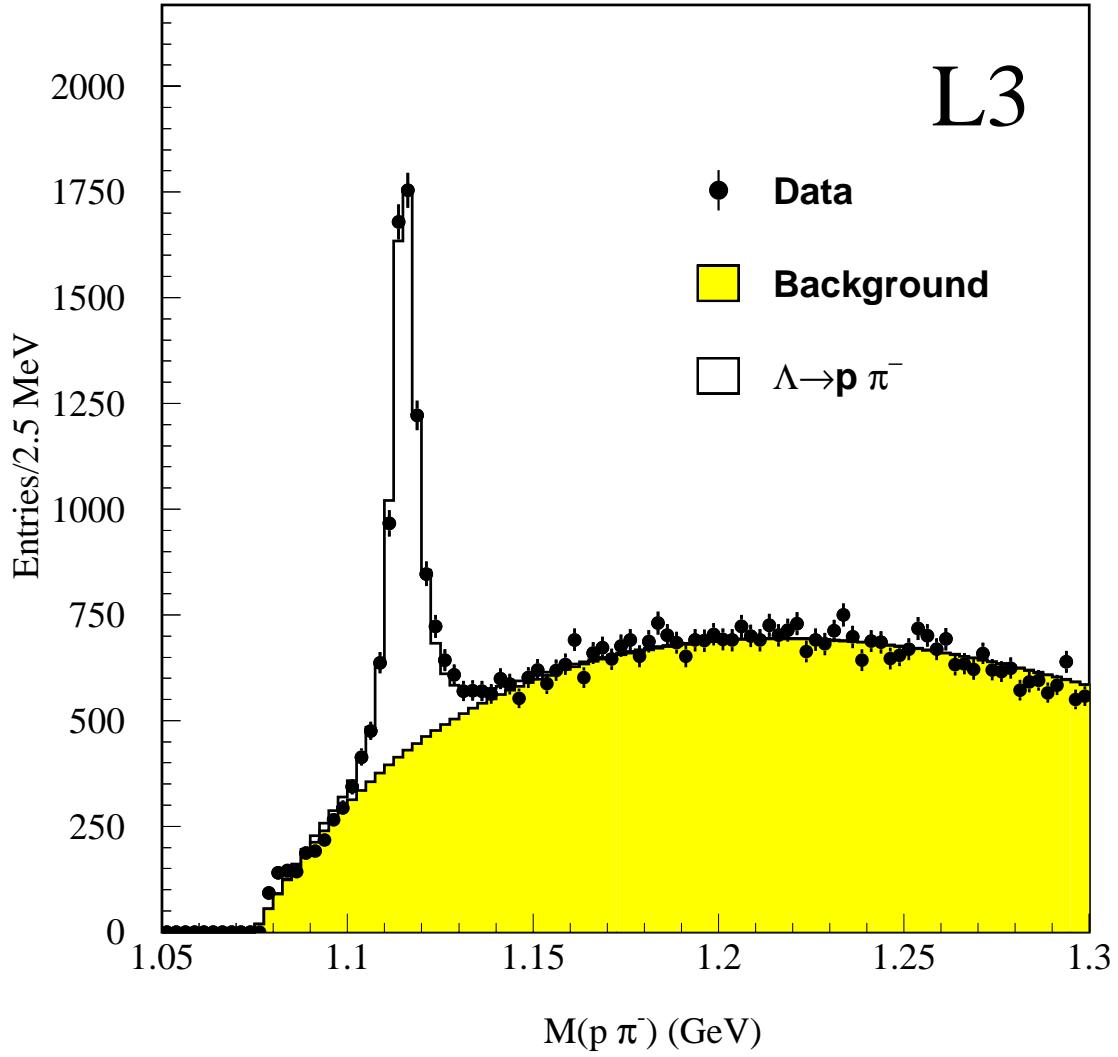


Figure 4: The $p\pi^-$ mass distribution showing the Λ candidates used to measure the Σ^0 .

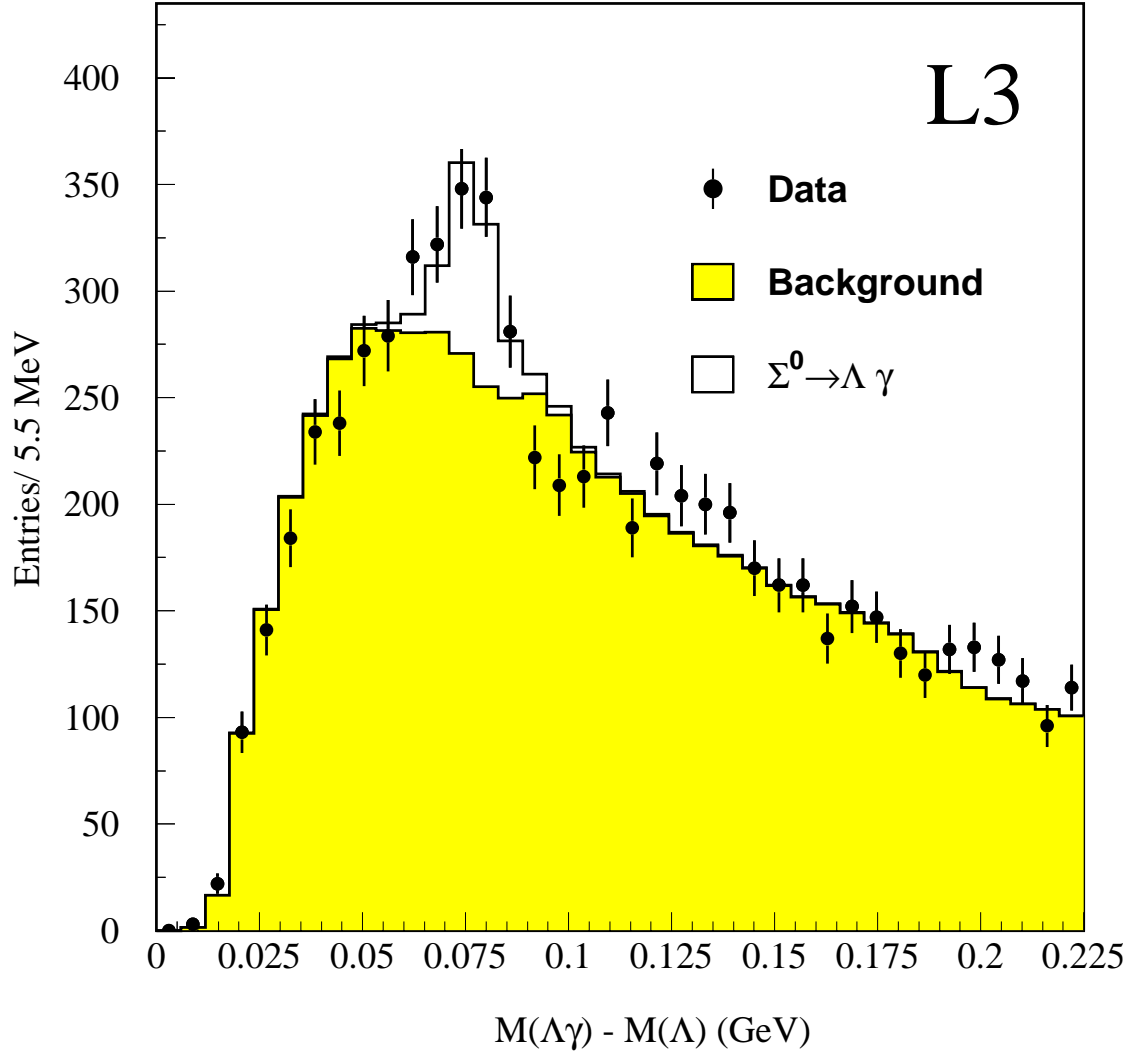


Figure 5: The mass difference distribution $M(\Lambda\gamma) - M(\Lambda)$ of Σ^0 candidates. The shapes of the signal and of the background are obtained from Monte Carlo simulation as described in the text.