



Search for SUSY in the AMSB scenario with the DELPHI detector

J. Abdallah, P. Abreu, W. Adam, P. Adzic, T. Albrecht, T. Alderweireld, R. Alemany-Fernandez, T. Allmendinger, P. Allport, U. Amaldi, et al.

► To cite this version:

J. Abdallah, P. Abreu, W. Adam, P. Adzic, T. Albrecht, et al.. Search for SUSY in the AMSB scenario with the DELPHI detector. European Physical Journal C: Particles and Fields, 2004, 34, pp.145-156. 10.1140/epjc/s2004-01715-7 . in2p3-00021824

HAL Id: in2p3-00021824

<https://hal.in2p3.fr/in2p3-00021824>

Submitted on 18 May 2004

HAL is a multi-disciplinary open access archive for the deposit and dissemination of scientific research documents, whether they are published or not. The documents may come from teaching and research institutions in France or abroad, or from public or private research centers.

L'archive ouverte pluridisciplinaire **HAL**, est destinée au dépôt et à la diffusion de documents scientifiques de niveau recherche, publiés ou non, émanant des établissements d'enseignement et de recherche français ou étrangers, des laboratoires publics ou privés.

Search for SUSY in the AMSB scenario with the DELPHI detector

DELPHI Collaboration

Abstract

The DELPHI experiment at the LEP e^+e^- collider collected almost 700 pb^{-1} at centre-of-mass energies above the Z^0 mass pole and up to 208 GeV. Those data were used to search for SUSY in the Anomaly Mediated SUSY Breaking (AMSB) scenario with a flavour independent common sfermion mass parameter. The searches covered several possible signatures experimentally accessible at LEP, with either the neutralino, the sneutrino or the stau being the Lightest Supersymmetric Particle (LSP). They included: the search for nearly mass-degenerate chargino and neutralino, which is a typical feature of AMSB; the search for Standard-Model-like or invisibly decaying Higgs boson; the search for stable staus; the search for cascade decays of SUSY particles resulting in the LSP and a low multiplicity final state containing neutrinos. No evidence of a signal was found, and thus constraints were set in the space of the parameters of the model.

(Accepted by Eur. Phys. J. C)

J.Abdallah²⁵, P.Abreu²², W.Adam⁵¹, P.Adzic¹¹, T.Albrecht¹⁷, T.Alderweireld², R.Aleman-Fernandez⁸, T.Allmendinger¹⁷, P.P.Allport²³, U.Amaldi²⁹, N.Amapane⁴⁵, S.Amato⁴⁸, E.Anashkin³⁶, A.Andreazza²⁸, S.Andringa²², N.Anjos²², P.Antilogus²⁵, W-D.Apel¹⁷, Y.Arnoud¹⁴, S.Ask²⁶, B.Asman⁴⁴, J.E.Augustin²⁵, A.Augustinus⁸, P.Baillon⁸, A.Ballestrero⁴⁶, P.Bambade²⁰, R.Barbier²⁷, D.Bardin¹⁶, G.Barker¹⁷, A.Baroncelli³⁹, M.Battaglia⁸, M.Baubillier²⁵, K-H.Becks⁵³, M.Begalli⁶, A.Behrmann⁵³, E.Ben-Haim²⁰, N.Benekos³², A.Benvenuti⁵, C.Berat¹⁴, M.Berggren²⁵, L.Berntzon⁴⁴, D.Bertrand², M.Besancon⁴⁰, N.Besson⁴⁰, D.Bloch⁹, M.Blom³¹, M.Bluj⁵², M.Bonesini²⁹, M.Boonekamp⁴⁰, P.S.L.Booth²³, G.Borisov²¹, O.Botner⁴⁹, B.Bouquet²⁰, T.J.V.Bowcock²³, I.Boyko¹⁶, M.Bracko⁴³, R.Brenner⁴⁹, E.Brodet³⁵, P.Bruckman¹⁸, J.M.Brunet⁷, L.Bugge³³, P.Buschmann⁵³, M.Calvi²⁹, T.Camporesi⁸, V.Canale³⁸, F.Carena⁸, N.Castro²², F.Cavallo⁵, M.Chapkin⁴², Ph.Charpentier⁸, P.Checchia³⁶, R.Chierici⁸, P.Chliapnikov⁴², J.Chudoba⁸, S.U.Chung⁸, K.Cieslik¹⁸, P.Collins⁸, R.Contri¹³, G.Cosme²⁰, F.Cossutti⁴⁷, M.J.Costa⁵⁰, D.Crennell³⁷, J.Cuevas³⁴, J.D'Hondt², J.Dalmau⁴⁴, T.da Silva⁴⁸, W.Da Silva²⁵, G.Della Ricca⁴⁷, A.De Angelis⁴⁷, W.De Boer¹⁷, C.De Clercq², B.De Lotto⁴⁷, N.De Maria⁴⁵, A.De Min³⁶, L.de Paula⁴⁸, L.Di Ciccio³⁸, A.Di Simone³⁹, K.Doroba⁵², J.Drees^{53,8}, M.Dris³², G.Eigen⁴, T.Ekelof⁴⁹, M.Ellert⁴⁹, M.Elsing⁸, M.C.Espirito Santo²², G.Fanourakis¹¹, D.Fassouliotis^{11,3}, M.Feindt¹⁷, J.Fernandez⁴¹, A.Ferrer⁵⁰, F.Ferro¹³, U.Flagmeyer⁵³, H.Foeth⁸, E.Fokitis³², F.Fulda-Quenzer²⁰, J.Fuster⁵⁰, M.Gandelman⁴⁸, C.Garcia⁵⁰, Ph.Gavillet⁸, E.Gazis³², R.Gokieli^{8,52}, B.Golob⁴³, G.Gomez-Ceballos⁴¹, P.Goncalves²², E.Graziani³⁹, G.Grosdidier²⁰, K.Grzelak⁵², J.Guy³⁷, C.Haag¹⁷, A.Hallgren⁴⁹, K.Hamacher⁵³, K.Hamilton³⁵, S.Haug³³, F.Hauler¹⁷, V.Hedberg²⁶, M.Henneke¹⁷, H.Herr⁸, J.Hoffman⁵², S-O.Holmgren⁴⁴, P.J.Holt⁸, M.A.Houlden²³, K.Hultqvist⁴⁴, J.N.Jackson²³, G.Jarlskog²⁶, P.Jarry⁴⁰, D.Jeans³⁵, E.K.Johansson⁴⁴, P.D.Johansson⁴⁴, P.Jonsson²⁷, C.Joram⁸, L.Jungermann¹⁷, F.Kapusta²⁵, S.Katsanevas²⁷, E.Katsoufis³², G.Kernel⁴³, B.P.Kersevan^{8,43}, U.Kerzel¹⁷, A.Kiiskinen¹⁵, B.T.King²³, N.J.Kjaer⁸, P.Kluit³¹, P.Kokkinias¹¹, C.Kourkoulis³, O.Kouznetsov¹⁶, Z.Krumstein¹⁶, M.Kucharczyk¹⁸, J.Lamsa¹, G.Leder⁵¹, F.Ledroit¹⁴, L.Leinonen⁴⁴, R.Leitner³⁰, J.Lemonne², V.Lepeltier²⁰, T.Lesiak¹⁸, W.Liebig⁵³, D.Liko⁵¹, A.Lipniacka⁴⁴, J.H.Lopes⁴⁸, J.M.Lopez³⁴, D.Loukas¹¹, P.Lutz⁴⁰, L.Lyons³⁵, J.MacNaughton⁵¹, A.Malek⁵³, S.Maltesos³², F.Mandl⁵¹, J.Marco⁴¹, R.Marco⁴¹, B.Marechal⁴⁸, M.Margoni³⁶, J-C.Marin⁸, C.Mariotti⁸, A.Markou¹¹, C.Martinez-Rivero⁴¹, J.Masik¹², N.Mastroiannopoulos¹¹, F.Matorras⁴¹, C.Matteuzzi²⁹, F.Mazzucato³⁶, M.Mazzucato³⁶, R.Mc Nulty²³, C.Meroni²⁸, E.Migliore⁴⁵, W.Mitaroff⁵¹, U.Mjoernmark²⁶, T.Moa⁴⁴, M.Moch¹⁷, K.Moenig^{8,10}, R.Monge¹³, J.Montenegro³¹, D.Moraes⁴⁸, S.Moreno²², P.Morettini¹³, U.Mueller⁵³, K.Muenich⁵³, M.Mulders³¹, L.Mundim⁶, W.Murray³⁷, B.Muryn¹⁹, G.Myatt³⁵, T.Myklebust³³, M.Nassiakou¹¹, F.Navarria⁵, K.Nawrocki⁵², R.Nicolaidou⁴⁰, M.Nikolenko^{16,9}, A.Oblakowska-Mucha¹⁹, V.Obratsov⁴², A.Olshevski¹⁶, A.Onofre²², R.Orava¹⁵, K.Osterberg¹⁵, A.Ouraou⁴⁰, A.Oyanguren⁵⁰, M.Paganoni²⁹, S.Paiano⁵, J.P.Palacios²³, H.Palka¹⁸, Th.D.Papadopoulou³², L.Pape⁸, C.Parkes²⁴, F.Parodi¹³, U.Parzefall⁸, A.Passeri³⁹, O.Passon⁵³, L.Peralta²², V.Perepelitsa⁵⁰, A.Perrotta⁵, A.Petrolini¹³, J.Piedra⁴¹, L.Pieri³⁹, F.Pierre⁴⁰, M.Pimenta²², E.Piotto⁸, T.Podobnik⁴³, V.Poireau⁸, M.E.Pol⁶, G.Polok¹⁸, P.Poropat⁴⁷, V.Pozdniakov¹⁶, N.Pukhaeva^{2,16}, A.Pullia²⁹, J.Rames¹², L.Ramler¹⁷, A.Read³³, P.Rebecchi⁸, J.Rehn¹⁷, D.Reid³¹, R.Reinhardt⁵³, P.Renton³⁵, F.Richard²⁰, J.Ridky¹², M.Rivero⁴¹, D.Rodriguez⁴¹, A.Romero⁴⁵, P.Ronchese³⁶, P.Roudeau²⁰, T.Rovelli⁵, V.Ruhlmann-Kleider⁴⁰, D.Ryabtchikov⁴², A.Sadovsky¹⁶, L.Salmi¹⁵, J.Salt⁵⁰, A.Savoy-Navarro²⁵, U.Schwickerath⁸, A.Segar³⁵, R.Sekulin³⁷, M.Siebel⁵³, A.Sisakian¹⁶, G.Smadja²⁷, O.Smirnova²⁶, A.Sokolov⁴², A.Sopczak²¹, R.Sosnowski⁵², T.Spaso⁸, M.Stanitzki¹⁷, A.Stocchi²⁰, J.Strauss⁵¹, B.Stugu⁴, M.Szczekowski⁵², M.Szeptycka⁵², T.Szumlak¹⁹, T.Tabarelli²⁹, A.C.Taffard²³, F.Tegenfeldt⁴⁹, J.Timmermans³¹, L.Tkatchev¹⁶, M.Tobin²³, S.Todorovova¹², B.Tome²², A.Tonazzo²⁹, P.Tortosa⁵⁰, P.Travnicek¹², D.Treille⁸, G.Tristram⁷, M.Trochimczuk⁵², C.Troncon²⁸, M-L.Turluer⁴⁰, I.A.Tyapkin¹⁶, P.Tyapkin¹⁶, S.Tzamarias¹¹, V.Uvarov⁴², G.Valenti⁵, P.Van Dam³¹, J.Van Eldik⁸, A.Van Lysebetten², N.van Remortel², I.Van Vulpen⁸, G.Vegni²⁸, F.Veloso²², W.Venus³⁷, P.Verdier²⁷, V.Verzi³⁸, D.Vilanova⁴⁰, L.Vitale⁴⁷, V.Vrba¹², H.Wahlen⁵³, A.J.Washbrook²³, C.Weiser¹⁷, D.Wicke⁸, J.Wickens², G.Wilkinson³⁵, M.Winter⁹, M.Witek¹⁸,

O.Yushchenko⁴², A.Zalewska¹⁸, P.Zalewski⁵², D.Zavrtanik⁴³, V.Zhuravlov¹⁶, N.I.Zimin¹⁶, A.Zintchenko¹⁶, M.Zupan¹¹

-
- ¹Department of Physics and Astronomy, Iowa State University, Ames IA 50011-3160, USA
²Physics Department, Universiteit Antwerpen, Universiteitsplein 1, B-2610 Antwerpen, Belgium
and IIHE, ULB-VUB, Pleinlaan 2, B-1050 Brussels, Belgium
and Faculté des Sciences, Univ. de l'Etat Mons, Av. Maistriau 19, B-7000 Mons, Belgium
³Physics Laboratory, University of Athens, Solonos Str. 104, GR-10680 Athens, Greece
⁴Department of Physics, University of Bergen, Allégaten 55, NO-5007 Bergen, Norway
⁵Dipartimento di Fisica, Università di Bologna and INFN, Via Irnerio 46, IT-40126 Bologna, Italy
⁶Centro Brasileiro de Pesquisas Físicas, rua Xavier Sigaud 150, BR-22290 Rio de Janeiro, Brazil
and Depto. de Física, Pont. Univ. Católica, C.P. 38071 BR-22453 Rio de Janeiro, Brazil
and Inst. de Física, Univ. Estadual do Rio de Janeiro, rua São Francisco Xavier 524, Rio de Janeiro, Brazil
⁷Collège de France, Lab. de Physique Corpusculaire, IN2P3-CNRS, FR-75231 Paris Cedex 05, France
⁸CERN, CH-1211 Geneva 23, Switzerland
⁹Institut de Recherches Subatomiques, IN2P3 - CNRS/ULP - BP20, FR-67037 Strasbourg Cedex, France
¹⁰Now at DESY-Zeuthen, Platanenallee 6, D-15735 Zeuthen, Germany
¹¹Institute of Nuclear Physics, N.C.S.R. Demokritos, P.O. Box 60228, GR-15310 Athens, Greece
¹²FZU, Inst. of Phys. of the C.A.S. High Energy Physics Division, Na Slovance 2, CZ-180 40, Praha 8, Czech Republic
¹³Dipartimento di Fisica, Università di Genova and INFN, Via Dodecaneso 33, IT-16146 Genova, Italy
¹⁴Institut des Sciences Nucléaires, IN2P3-CNRS, Université de Grenoble 1, FR-38026 Grenoble Cedex, France
¹⁵Helsinki Institute of Physics, P.O. Box 64, FIN-00014 University of Helsinki, Finland
¹⁶Joint Institute for Nuclear Research, Dubna, Head Post Office, P.O. Box 79, RU-101 000 Moscow, Russian Federation
¹⁷Institut für Experimentelle Kernphysik, Universität Karlsruhe, Postfach 6980, DE-76128 Karlsruhe, Germany
¹⁸Institute of Nuclear Physics, Ul. Kawary 26a, PL-30055 Krakow, Poland
¹⁹Faculty of Physics and Nuclear Techniques, University of Mining and Metallurgy, PL-30055 Krakow, Poland
²⁰Université de Paris-Sud, Lab. de l'Accélérateur Linéaire, IN2P3-CNRS, Bât. 200, FR-91405 Orsay Cedex, France
²¹School of Physics and Chemistry, University of Lancaster, Lancaster LA1 4YB, UK
²²LIP, IST, FCUL - Av. Elias Garcia, 14-1º, PT-1000 Lisboa Codex, Portugal
²³Department of Physics, University of Liverpool, P.O. Box 147, Liverpool L69 3BX, UK
²⁴Dept. of Physics and Astronomy, Kelvin Building, University of Glasgow, Glasgow G12 8QQ
²⁵LPNHE, IN2P3-CNRS, Univ. Paris VI et VII, Tour 33 (RdC), 4 place Jussieu, FR-75252 Paris Cedex 05, France
²⁶Department of Physics, University of Lund, Sölvegatan 14, SE-223 63 Lund, Sweden
²⁷Université Claude Bernard de Lyon, IPNL, IN2P3-CNRS, FR-69622 Villeurbanne Cedex, France
²⁸Dipartimento di Fisica, Università di Milano and INFN-MILANO, Via Celoria 16, IT-20133 Milan, Italy
²⁹Dipartimento di Fisica, Univ. di Milano-Bicocca and INFN-MILANO, Piazza della Scienza 2, IT-20126 Milan, Italy
³⁰IPNP of MFF, Charles Univ., Areal MFF, V Holesovickach 2, CZ-180 00, Praha 8, Czech Republic
³¹NIKHEF, Postbus 41882, NL-1009 DB Amsterdam, The Netherlands
³²National Technical University, Physics Department, Zografou Campus, GR-15773 Athens, Greece
³³Physics Department, University of Oslo, Blindern, NO-0316 Oslo, Norway
³⁴Dpto. Física, Univ. Oviedo, Avda. Calvo Sotelo s/n, ES-33007 Oviedo, Spain
³⁵Department of Physics, University of Oxford, Keble Road, Oxford OX1 3RH, UK
³⁶Dipartimento di Fisica, Università di Padova and INFN, Via Marzolo 8, IT-35131 Padua, Italy
³⁷Rutherford Appleton Laboratory, Chilton, Didcot OX11 0QX, UK
³⁸Dipartimento di Fisica, Università di Roma II and INFN, Tor Vergata, IT-00173 Rome, Italy
³⁹Dipartimento di Fisica, Università di Roma III and INFN, Via della Vasca Navale 84, IT-00146 Rome, Italy
⁴⁰DAPNIA/Service de Physique des Particules, CEA-Saclay, FR-91191 Gif-sur-Yvette Cedex, France
⁴¹Instituto de Física de Cantabria (CSIC-UC), Avda. los Castros s/n, ES-39006 Santander, Spain
⁴²Inst. for High Energy Physics, Serpukov P.O. Box 35, Protvino, (Moscow Region), Russian Federation
⁴³J. Stefan Institute, Jamova 39, SI-1000 Ljubljana, Slovenia and Laboratory for Astroparticle Physics,
Nova Gorica Polytechnic, Kostanjevska 16a, SI-5000 Nova Gorica, Slovenia,
and Department of Physics, University of Ljubljana, SI-1000 Ljubljana, Slovenia
⁴⁴Fysikum, Stockholm University, Box 6730, SE-113 85 Stockholm, Sweden
⁴⁵Dipartimento di Fisica Sperimentale, Università di Torino and INFN, Via P. Giuria 1, IT-10125 Turin, Italy
⁴⁶INFN, Sezione di Torino, and Dipartimento di Fisica Teorica, Università di Torino, Via P. Giuria 1,
IT-10125 Turin, Italy
⁴⁷Dipartimento di Fisica, Università di Trieste and INFN, Via A. Valerio 2, IT-34127 Trieste, Italy
and Istituto di Fisica, Università di Udine, IT-33100 Udine, Italy
⁴⁸Univ. Federal do Rio de Janeiro, C.P. 68528 Cidade Univ., Ilha do Fundão BR-21945-970 Rio de Janeiro, Brazil
⁴⁹Department of Radiation Sciences, University of Uppsala, P.O. Box 535, SE-751 21 Uppsala, Sweden
⁵⁰IFIC, Valencia-CSIC, and D.F.A.M.N., U. de Valencia, Avda. Dr. Moliner 50, ES-46100 Burjassot (Valencia), Spain
⁵¹Institut für Hochenergiephysik, Österr. Akad. d. Wissensch., Nikolsdorfergasse 18, AT-1050 Vienna, Austria
⁵²Inst. Nuclear Studies and University of Warsaw, Ul. Hoza 69, PL-00681 Warsaw, Poland
⁵³Fachbereich Physik, University of Wuppertal, Postfach 100 127, DE-42097 Wuppertal, Germany

1 Introduction

There are several theoretical motivations to believe that nature could be supersymmetric. However, after many years of searching in collider experiments, no evidence was found for the existence of supersymmetric particles. The negative results of the searches constrain the spectrum of the SUSY particles and of the parameters of the model. The mechanism of SUSY breaking itself is unclear. In the gravity mediated scenario (SUGRA) [1], SUSY is broken in a hidden sector and the breaking is transmitted gravitationally to the observable sector. This mechanism is elegant, since it only requires already existing fields and interactions, like gravity. It suffers, however, from the so called SUSY flavour problem, since it requires a large amount of fine tuning in the squark and slepton mass matrices to avoid unobserved large flavour-changing neutral current effects.

To cope with the SUSY flavour problem, different SUSY breaking mechanisms have been proposed. In the Gauge Mediated SUSY Breaking scenario (GMSB) [2] the breaking is transmitted via gauge forces. This model predicts a very characteristic mass spectrum, with a light gravitino as the lightest supersymmetric particle (LSP), and typically long-lived next-to-lightest supersymmetric particles (NLSP).

Anomaly Mediated Supersymmetry Breaking (AMSB) [3,4] is another interesting solution to the flavour problem of mSUGRA. Rescaling anomalies in the supergravity Lagrangian always give rise to soft mass parameters in the observable sector. It follows that anomalies contribute to SUSY breaking in any case, irrespective of the main symmetry breaking mechanism. We shall refer to AMSB as the model in which all other components that mediate the SUSY breaking are suppressed and the anomaly mediation is the dominant mechanism.

The minimal AMSB is very predictive: all the low energy phenomenology can be derived by adding to the Standard Model (SM) only two extra parameters and one sign. Unfortunately, the minimal AMSB model would imply negative squared masses (tachyons) for the sleptons at the electroweak scale. One way of getting rid of tachyons is to suppose additional, non-anomaly, contributions to the SUSY breaking which can generate a positive contribution to the soft masses squared. There are a few string-motivated solutions that generate such a positive contribution without spoiling the renormalization group (RG) invariance of the soft terms. In most cases, such a contribution is universal for all sfermion masses and, in practice, it is enough to add just one extra parameter to the model. This arises, for instance, when the visible and the hidden sectors lie in separate branes that communicate only through gravity [3]. There are other solutions [5] that lead to flavour dependent mass terms; such possibilities are less predictive, since the sfermion spectrum depends on more parameters, and they will not be investigated further in this paper. In the following, the minimal AMSB with a single, flavour independent, sfermion mass parameter will be considered, as implemented in version 7.63 of the program ISAJET (see below). However, the characteristic gaugino spectrum of AMSB is the same even for models without such an universal sfermion mass term, and most of the considerations that follow can be applied also to them.

The paper is organized as follows. In section 2 the phenomenology of AMSB relevant to the search at LEP is shortly reviewed. Section 3 lists the data and the event generators used to simulate the signal. Section 4 describes the results of the searches for the AMSB signatures in DELPHI. In some cases, searches already performed in DELPHI were just reinterpreted in the context of AMSB. The descriptions of those searches can be found in the relevant papers cited in that section. In other cases, which are described here in more detail, it was necessary to adapt the original techniques to the requirements specific to the

AMSB scenarios. With no evidence of excesses above the SM expectations, in section 5 the results of the searches are combined to constrain the parameters of the model and the spectrum of some SUSY particles.

2 Phenomenology of AMSB

If there is only one common squared mass term for all scalars, all masses and couplings can be derived in terms of just three parameters and one sign:

- the mass of the gravitino, $m_{3/2}$;
- the ratio of the vacuum expectation values of the Higgs fields, $\tan \beta$;
- the common scalar mass parameter m_0 ;
- the sign of the Higgs term, $\text{sign}(\mu)$.

In this context, m_0 can even be considered as a phenomenological term that parameterizes the lack of knowledge of the method with which the sleptons acquire physical masses.

Low-energy gaugino masses (M_λ), scalar masses ($M_{\tilde{Q}}$), and trilinear couplings (A_y) in AMSB are given by:

$$M_\lambda = \frac{\beta_g}{g} m_{3/2} \quad (1)$$

$$M_{\tilde{Q}}^2 = -\frac{1}{4} \left(\frac{\partial \gamma}{\partial g} \beta_g + \frac{\partial \gamma}{\partial y} \beta_y \right) m_{3/2}^2 + m_0^2 \quad (2)$$

$$A_y = -\frac{\beta_y}{y} m_{3/2} \quad (3)$$

where g are the gauge couplings, y the Yukawa couplings and γ and β are RG functions. This soft mass spectrum has distinctive features [4] which can differ from the usual SUGRA or GMSB scenarios.

- The gravitino is heavy (this has several advantages for cosmology [4]).
- The ratios of gaugino masses at the electroweak scale are determined by the ratios of the corresponding β functions. Therefore, they assume in a natural way different values with respect to the theories with gaugino mass unification at a Grand Unification (GUT) Scale:

$$M_1 : M_2 : M_3 \simeq 2.8 : 1 : -8 \quad (4)$$

These ratios have been computed by including the largest next-to-leading corrections [4]. Small deviations from these ratios can occur as a result of varying the parameters of the model. Typical values of μ allowed by the model imply $M_2 < M_1 < |\mu|$. As a consequence, the chargino ($\tilde{\chi}_i^\pm, i = 1, 2$) and neutralino ($\tilde{\chi}_j^0, j = 1, 4$) mass eigenstates are rather well approximated by either pure gaugino or pure higgsino states, with $M_{\tilde{\chi}_1^0} \sim M_{\tilde{\chi}_1^\pm} \sim M_2$, $M_{\tilde{\chi}_2^0} \sim M_1$, $M_{\tilde{\chi}_{3,4}^0} \sim M_{\tilde{\chi}_2^\pm} \sim |\mu|$. Therefore, the lightest chargino and neutralino are always a nearly mass-degenerate doublet of gauginos, with nevertheless $M_{\tilde{\chi}_1^0} < M_{\tilde{\chi}_1^\pm}$; the second lightest neutralino is a gaugino of intermediate mass; and the heaviest chargino and neutralinos are heavy and higgsino-like.

- Squark masses are rather insensitive to m_0 . AMSB implies squarks and gluinos much heavier than the LSP, and completely out of reach at LEP.

- In the slepton sector, if both the right and the left chiral states receive the same m_0^2 contribution, the diagonal entries of the mass matrix are accidentally highly degenerate. Nearly mass-degenerate and highly mixed same flavour sleptons are a distinctive feature of the minimal AMSB with a flavour-independent m_0 . The lightest stau is always the lightest charged slepton. The sneutrinos can be lighter than all charged sleptons, and typically the stau sneutrino is the lightest sneutrino.
- The CP-odd neutral Higgs, A , is usually much heavier than the Z , and the lightest CP-even neutral Higgs, h^0 is analogous to the SM one [6]. Also the mass of the h^0 is still more tightly bound than in the usual SUSY scenarios, since it should lie below $120 \text{ GeV}/c^2$ [6]. Therefore, the lower limit obtained at LEP for the SM Higgs mass already strongly constrains the AMSB parameter space. Moreover, if such a light Higgs is not to be found at the Tevatron or, later, at the LHC, the AMSB model itself will be completely ruled out.

In the model considered here, only the slepton mass spectrum and, to some extent, the Higgs depend on the assumptions of a common scalar term m_0 . All other features are characteristic of any AMSB scenario, independently of the procedure used to cope with the tachyonic masses of the sleptons.

Since m_0 is a free parameter, according to its value there are three possible candidates for the LSP: the nearly mass-degenerate $\tilde{\chi}_1^0/\tilde{\chi}_1^\pm$, the $\tilde{\nu}$ (for relatively small values of $\tan\beta$ and $m_{3/2}$) or the $\tilde{\tau}$. Scenarios with any of the above as LSP are explored in the following.

3 Data and simulation samples

The results listed in this paper come from searches performed in the DELPHI experiment [7] at the electron-positron collider LEP of CERN, and interpreted in the context of AMSB. Some of these searches were originally prepared for different analyses and used unmodified here. Others, were instead optimized to search specifically for the AMSB signatures. If not otherwise specified in the text, the reader should refer to the papers cited for the description of the samples of the data and of the SM background simulation used in the different analyses.

DELPHI collected a total of approximately 116 pb^{-1} while running at the Z^0 pole in the years from 1989 to 1995 (LEP1). About 694 pb^{-1} of integrated luminosity were harvested in the LEP2 phase, with centre-of-mass energies ranging from 130 to 208 GeV.

SUSYGEN [8] was used for the simulation of the signal. As it does not allow for the calculation of the particle spectrum of the AMSB models, the input parameters were set so as to correspond to a spectrum close to the one resulting from the precise calculations in the AMSB framework of [4].

ISAJET [9], since version 7.47, allows the calculation of the particle masses and decay branching modes of the AMSB model of [3,4] as a function of the four parameters m_0 , $m_{3/2}$, $\tan\beta$ and $\text{sign}(\mu)$. To constrain the allowed space of the parameters, the result of the searches were compared with the prediction of mass spectra, cross-sections and decay modes as given by ISAJET 7.63¹. In that version of ISAJET only one loop contributions are considered in the Higgs sector, while all two loops terms are included for the running of the gauge couplings. The program was run with the following SM parameters in input: $\alpha_s(M_Z) = 0.118$ and the mass of the top quark at the mean value of [11], i.e. $m_t = 174.3 \text{ GeV}/c^2$. Since m_t is relevant in the definition of the Higgs mass spectrum,

¹In the code used for the scan some of the later corrections were applied by hand, as implemented in the subsequent versions of the program [10]

also samples with $m_t = 169.2$ and $m_t = 179.4$ GeV/c^2 were generated, which corresponds to plus and minus one standard deviation of the value of [11].

4 Searches used to investigate the AMSB scenario

In this section, the searches for topologies predicted by the AMSB model at LEP are reviewed.

4.1 LEP1 limits

The precise measurement of the Z^0 width at LEP1 [11] was used to place severe constraints on all possible non-SM contributions. Given the good agreement between the measured total width and the one predicted by the SM, non-standard contributions are expected to be smaller than 3.2 MeV/c^2 at the 95% confidence level (CL). In particular, this rules out charginos with mass smaller than 45 GeV/c^2 at the same CL, independently of their field composition and decay modes. Such lower bound on the mass of the chargino is not going to be affected even if the more conservative method of [12] is used to fit the amount of allowed non-SM Z width. The upper limit on the non-SM invisible width is more model independent, and evaluated to be 2.0 MeV/c^2 at the 95% CL [11]. Sneutrinos with mass below 43 GeV/c^2 are incompatible with that limit. Limits for other sparticles depend both on mass and couplings.

4.2 Search for nearly mass-degenerate chargino-neutralino

One of the key features of AMSB is the very small difference between the masses of the lightest chargino and neutralino. Therefore, the results of the search for nearly mass-degenerate chargino and neutralino [13] can be used to investigate AMSB.

When the masses of the lightest chargino and neutralino are very close, the visible products of the decay $\tilde{\chi}_1^\pm \rightarrow \tilde{\chi}_1^0 f f'$ carry little momentum. Therefore, they are both difficult to select and trigger on, and they can become almost indistinguishable from the huge background of two-photon events at LEP2. Dedicated techniques were used for this search. If there is a sneutrino lighter than the chargino two-body leptonic decay modes dominate: this case is treated in section 4.3.

For $\Delta M = M_{\tilde{\chi}_1^\pm} - M_{\tilde{\chi}_1^0}$ below approximately 200 MeV/c^2 , the phase space available for the decay is limited, and the lifetime can be so long that the chargino produced at the interaction point is seen as either a heavy stable charged particle in the detector, or as a kink in the reconstructed track. Long-lived charginos are searched for in DELPHI as single tracks with no signal (veto) in the gas or liquid radiator of the Cherenkov counter, and/or with an anomalously high ionization loss in the Time Projection Chamber (TPC). Kinks with both the mother chargino and the daughter charged decay particle reconstructed in the tracking devices were also searched for.

For ΔM larger than about 200 MeV/c^2 , or even less if there are light sneutrinos which increase the leptonic decay width of the chargino, the lifetime tags are no longer effective. It was however observed that the signature of a photon with high transverse momentum radiated from the initial state (ISR), together with the few soft particles from the decay of the chargino, improves both the trigger efficiency of the signal and the rejection of the two-photon background.

Nearly mass-degenerate chargino and neutralino are possible in SUSY only if $M_2 \gg |\mu|$, that is $\tilde{\chi}_1^\pm$ and $\tilde{\chi}_1^0$ are both almost pure higgsinos, but this case does not concern AMSB, or

if $M_2 \ll |\mu|$, that is $\tilde{\chi}_1^\pm$ and $\tilde{\chi}_1^0$ are both almost pure gauginos. To maximize the sensitivity to AMSB scenarios, the analysis of [13] was redone taking further into account additional scenarios with light sneutrinos. The search was done under the following hypotheses: heavy sneutrinos, that is $M_{\tilde{\nu}} \geq 500 \text{ GeV}/c^2$; 100 GeV/c^2 sneutrinos; sneutrinos with mass between $M_{\tilde{\chi}_1^\pm} + 1 \text{ GeV}/c^2$ and $100 \text{ GeV}/c^2$; sneutrinos lighter than $M_{\tilde{\chi}_1^\pm} + 1 \text{ GeV}/c^2$. In the last case, where all charginos decay promptly, a stricter requirement on the extrapolation to the main event vertex of the charged particle tracks was required: the event was accepted only if at least two charged particles in it were compatible with coming from the primary e^+e^- interaction vertex.

With respect to the scenario explored in [13], if there is a light sneutrino, either lighter than the chargino or not more than a couple of GeV/c^2 heavier, the leptonic width gets strongly enhanced, and the lifetime shortens. In that case, the efficiencies at the smallest ΔM explored with the ISR tag, turned out to be larger than the ones computed in [13] for the same ΔM . On the other hand, as the lifetime shortens, the searches that explicitly rely on it (stable particles and kinks) lose efficiency.

Since there was no evidence of an excess in the number of events observed above the SM expectations, regions in the plane $(M_{\tilde{\chi}_1^\pm}, \Delta M)$ could be excluded at the 95% CL. Figure 1 shows the regions excluded by the different techniques used in the search for degenerate charginos. Figure 1 (a) is the same plot with the gaugino exclusion as in [13], and includes AMSB scenarios when $M_{\tilde{\nu}} \geq 500 \text{ GeV}/c^2$. In figure 1 (b) the exclusion was computed for $M_{\tilde{\nu}} = 100 \text{ GeV}/c^2$, and therefore it gives conservative predictions in case of heavier sneutrinos. Figure 1 (c) was obtained with the minimal chargino cross-section (with respect to $M_{\tilde{\nu}}$) and with the lifetime corresponding to $M_{\tilde{\nu}} = M_{\tilde{\chi}_1^\pm} + 1 \text{ GeV}/c^2$. This exclusion is conservative for all AMSB scenarios with $M_{\tilde{\chi}_1^\pm} + 1 \text{ GeV}/c^2 < M_{\tilde{\nu}} < 100 \text{ GeV}/c^2$, since as $M_{\tilde{\nu}}$ increases the s - t channels interference weakens and the cross-section gets larger; moreover, also the lifetime increases, thus improving the sensitivity of all searches for long-lived charginos. Finally, figure 1 (d) was computed using the minimal chargino cross-section (again with respect to $M_{\tilde{\nu}}$) and for short lived charginos. It can be used to constrain AMSB scenarios with $M_{\tilde{\nu}} < M_{\tilde{\chi}_1^\pm} + 1 \text{ GeV}/c^2$ (see also section 4.3).

To compute these excluded regions, the different channels were combined using the multichannel Bayesian method of [14]. The effect of the systematics uncertainties on the signal efficiency and on the expected background content was taken into account according to reference [15].

4.3 Search for $\tilde{\chi}_1^\pm \rightarrow \tilde{\nu} l^\pm$ decays

If the sneutrino is lighter than the chargino, the chargino decays with practically 100% branching ratio into a sneutrino and a charged lepton. Since the upper limits on the chargino cross-section in the SUGRA scenario were obtained assuming the chargino decaying into $\tilde{\chi}_1^0 W^{*\pm}$ [13], those limits cannot be translated directly into limits in the AMSB scenario. Hence, only the “leptonic” search for charginos described in [13] was used to explore the region with $\Delta M_{\tilde{\nu}} = M_{\tilde{\chi}_1^\pm} - M_{\tilde{\nu}}$ larger than $3 \text{ GeV}/c^2$.

The analysis selected events with low charged multiplicity and without any reconstructed isolated photon: events were discarded if they had more than five reconstructed charged particles and if there was a photon with more than 5 GeV, and isolated by more than 15 degrees from any other charged or neutral particle. After a preselection obtained with sequential cuts, the final selection was performed using likelihood ratio functions [16] $\mathcal{L}_{\mathcal{R}}(\{x_i\})$ built as follows: for a set of variables $\{x_i\}$ (e.g. multiplicities, visible energy,

acoplanarity ², total transverse momentum, fraction of energy in the forward cone, etc.), the probability distribution functions of these variables were estimated by normalized frequency distributions for the signal (with a $\tilde{\chi}_1^0$ LSP) and the background samples. These probability distribution functions were denoted $f_i^S(x_i)$ for the signal, and $f_i^B(x_i)$ for the background events that passed the same selection criteria. Six likelihood ratio functions, one per $\Delta M_{\tilde{\nu}}$ region defined as in table 1, were defined as

$$\mathcal{L}_{\mathcal{R}} = \prod_{i=1}^n \frac{f_i^S(x_i)}{f_i^B(x_i)} . \quad (5)$$

Events with $\mathcal{L}_{\mathcal{R}} > \mathcal{L}_{\mathcal{R}_{\text{CUT}}}$ were selected as candidate signal events. The choice of variables and the value of $\mathcal{L}_{\mathcal{R}_{\text{CUT}}}$ were optimized using samples of simulated events, by minimizing the signal cross-section that was expected to be excluded at 95% CL in the absence of a signal. This procedure was repeated for every investigated centre-of-mass energy. Basically after the final selection, the remaining set of events consisted of low-multiplicity events with high acoplanarity and high missing energy.

Table 1 summarizes the number of events observed and expected, and the luminosities used at the different centre-of-mass energies. The data collected during the year 2000 with and without the TPC fully operational (see [13]) were treated as different channels in the analyses.

The efficiencies at the centre-of-mass energy of 208 GeV of the fully leptonic selection are plotted in figure 2 (a) as function of the chargino and sneutrino masses. Since up to five visible charged particles were allowed and no leptonic identification was required, those efficiencies had only very little dependence on the flavour of the charged lepton in the final state. The efficiencies of figure 2 (a) were computed using events simulated with three body $\tilde{\chi}_1^+ \rightarrow l^+ \nu \tilde{\chi}_1^0$ decays. It was however verified with samples of fully simulated events with the two body decay $\tilde{\chi}_1^+ \rightarrow l^+ \tilde{\nu}$ searched for in AMSB, that the efficiencies used in the analysis were never larger than the ones expected for the two body decays. This was expected, since the momentum of the visible charged particles is on average larger in the two body sample than in the three body one. In particular, the efficiencies used are fully compatible with the true ones at large $\Delta M_{\tilde{\nu}}$, and they become up to one and a half times smaller when $\Delta M_{\tilde{\nu}}$ approaches 3 GeV/ c^2 . Therefore, the limits obtained are never overestimated, and possibly conservative at small $\Delta M_{\tilde{\nu}}$.

No significant excess was observed above the SM expectations. After having combined all channels with the multichannel Bayesian method of [14], figure 2 (b) displays the 95% CL upper limit of the chargino cross-section at the reference centre-of-mass energy of 208 GeV, as function of the masses of the chargino and of the sneutrino, and assuming $\text{BR}(\tilde{\chi}_1^\pm \rightarrow \tilde{\nu} l^\pm) = 1$. If that exclusion is compared with the theoretical expectation of the same cross-section (in figure 2 (c) the minimal expected $e^+e^- \rightarrow \tilde{\chi}_1^+ \tilde{\chi}_1^-$ cross-section is shown as function of $M_{\tilde{\chi}_1^\pm}$), a region in the plane $(M_{\tilde{\chi}_1^\pm}, M_{\tilde{\nu}})$ can be excluded at the same confidence level. Such excluded region is shown in figure 2 (d).

The exclusion when $0 < \Delta M_{\tilde{\nu}} < 3 \text{ GeV}/c^2$, as obtained with the results of the search for nearly mass-degenerate charginos, can be derived from figure 1 (d), by simply substituting ΔM with $\Delta M_{\tilde{\nu}}$ in the ordinate. The same observation on the conservativeness of the limits obtained when the chargino decays into two bodies also holds for the search at $\Delta M_{\tilde{\nu}} < 3 \text{ GeV}/c^2$, since the efficiencies are estimated from samples of three body decays. For $M_{\tilde{\chi}_1^\pm} < 55 \text{ GeV}/c^2$, only the narrow band $0 < \Delta M_{\tilde{\nu}} < 200 \text{ MeV}/c^2$ cannot be excluded.

²Acoplanarity is defined as the complement to 180° of the difference in the azimuthal angle of the two charged particles, or of the two forced jets in case of larger multiplicity.

$\langle E_{\text{cm}} \rangle$ (GeV)	191.6	195.6	199.6	201.7	204.9	206.7	208.2	207.0
$\int \mathcal{L}$ (pb $^{-1}$)	25.8	76.8	84.3	40.5	78.3	78.8	7.2	60.2
$3 \leq \Delta M_{\tilde{\nu}} < 5 \text{ GeV}/c^2$								
Data	2	13	17	7	8	11	1	10
MC	$6.0^{+0.7}_{-0.4}$	$17.4^{+1.9}_{-1.2}$	$17.9^{+1.7}_{-1.2}$	$8.7^{+0.8}_{-0.6}$	$9.8^{+1.3}_{-0.8}$	$9.9^{+1.3}_{-0.8}$	$0.9^{+0.1}_{-0.1}$	$18.8^{+1.5}_{-1.1}$
$5 \leq \Delta M_{\tilde{\nu}} < 10 \text{ GeV}/c^2$								
Data	2	2	4	5	0	0	0	4
MC	$1.3^{+0.4}_{-0.2}$	$3.8^{+1.1}_{-0.5}$	$4.2^{+1.0}_{-0.4}$	$2.1^{+0.5}_{-0.2}$	$1.0^{+0.7}_{-0.2}$	$1.0^{+0.7}_{-0.2}$	$0.1^{+0.1}_{-0.1}$	$3.6^{+0.8}_{-0.4}$
$10 \leq \Delta M_{\tilde{\nu}} < 25 \text{ GeV}/c^2$								
Data	1	5	7	1	5	3	0	3
MC	$1.6^{+0.4}_{-0.1}$	$5.0^{+1.0}_{-0.3}$	$5.1^{+0.9}_{-0.3}$	$2.5^{+0.5}_{-0.2}$	$3.7^{+0.8}_{-0.3}$	$3.7^{+0.8}_{-0.3}$	$0.3^{+0.1}_{-0.1}$	$2.3^{+0.6}_{-0.2}$
$25 \leq \Delta M_{\tilde{\nu}} < 35 \text{ GeV}/c^2$								
Data	2	11	5	3	5	8	0	3
MC	$2.8^{+0.4}_{-0.2}$	$9.0^{+1.1}_{-0.4}$	$8.5^{+0.9}_{-0.3}$	$4.1^{+0.5}_{-0.2}$	$5.5^{+0.8}_{-0.3}$	$5.6^{+0.8}_{-0.3}$	$0.5^{+0.1}_{-0.1}$	$5.3^{+0.7}_{-0.2}$
$35 \leq \Delta M_{\tilde{\nu}} < 50 \text{ GeV}/c^2$								
Data	6	20	10	4	11	10	2	10
MC	$5.5^{+0.4}_{-0.2}$	$16.0^{+1.1}_{-0.5}$	$15.5^{+0.9}_{-0.4}$	$7.3^{+0.5}_{-0.2}$	$12.8^{+0.8}_{-0.3}$	$12.9^{+0.8}_{-0.3}$	$1.2^{+0.1}_{-0.1}$	$11.7^{+0.7}_{-0.3}$
$50 \text{ GeV}/c^2 \leq \Delta M_{\tilde{\nu}}$								
Data	9	32	14	5	22	18	0	16
MC	$8.4^{+0.5}_{-0.2}$	$23.8^{+1.2}_{-0.6}$	$24.0^{+1.1}_{-0.5}$	$11.5^{+0.6}_{-0.3}$	$18.6^{+0.8}_{-0.3}$	$18.7^{+0.8}_{-0.3}$	$1.7^{+0.1}_{-0.1}$	$14.2^{+0.6}_{-0.3}$
TOTAL (logical .OR. between different $\Delta M_{\tilde{\nu}}$ windows)								
Data	10	52	34	13	37	36	3	31
MC	$15.7^{+0.8}_{-0.5}$	$46.2^{+2.2}_{-1.6}$	$43.9^{+1.9}_{-1.3}$	$21.2^{+0.9}_{-0.7}$	$33.2^{+1.5}_{-1.0}$	$33.4^{+1.5}_{-0.9}$	$3.1^{+0.1}_{-0.1}$	$38.8^{+1.7}_{-1.2}$

Table 1: The number of events observed in data and the expected number of background events in the search for a pair of charginos both decaying into a sneutrino and a charged lepton, at the centre-of-mass energies collected by DELPHI in 1999 and 2000. The last column corresponds to the data collected in the year 2000 with the TPC not fully operational (at their mean centre-of-mass energy).

If also the stau, or some other charged slepton, has a mass which is intermediate between the mass of the chargino and that of the sneutrino, figure 2 (b) should be interpreted as the 95% CL upper limit of the chargino cross-section times its branching ratio into $l^\pm \tilde{\nu}$.

4.4 Search for $e^+e^- \rightarrow \tilde{\chi}_1^0 \tilde{\chi}_2^0$

Searches for $\tilde{\chi}_1^0 \tilde{\chi}_2^0$ production with $\tilde{\chi}_2^0 \rightarrow q\bar{q}\tilde{\chi}_1^0$, $\tilde{\chi}_2^0 \rightarrow \mu^+\mu^-\tilde{\chi}_1^0$, $\tilde{\chi}_2^0 \rightarrow e^+e^-\tilde{\chi}_1^0$, $\tilde{\chi}_2^0 \rightarrow Z\tilde{\chi}_1^0$, and $\tilde{\chi}_2^0 \rightarrow \tilde{\tau}\tau$ decays have been presented in [13]. Limits for production cross-section times branching ratio to the corresponding final state ranged typically from 0.05 pb to 0.2 pb, depending primarily on the mass difference $M_{\tilde{\chi}_2^0} - M_{\tilde{\chi}_1^0}$.

Since in AMSB $M_1/M_2 \sim 2.8$, and $M_{\tilde{\chi}_1^0} \sim M_{\tilde{\chi}_1^\pm} \sim M_2$ and $M_{\tilde{\chi}_2^0} \sim M_1$, there is relatively little phase space available for the production of $\tilde{\chi}_1^0 \tilde{\chi}_2^0$ at LEP energies. Only if $\tilde{\chi}_1^0$ is sufficiently light a $\tilde{\chi}_2^0$, which is almost three times as heavy as the $\tilde{\chi}_1^0$, can be produced in association, as $M_{\tilde{\chi}_1^0} + M_{\tilde{\chi}_2^0}$ must be below the centre-of-mass energy available in the e^+e^- collision. In this case, the $\tilde{\chi}_2^0$ decays mainly to $\tilde{\chi}_1^0 Z$ and $\tilde{\chi}_1^\pm W^\mp$ [9]. For the $\tilde{\chi}_2^0 \rightarrow \tilde{\chi}_1^0 Z$ decay, the results of the neutralino searches presented in [13] can be directly used. Since in AMSB scenarios the chargino is nearly mass-degenerate with the neutralino, the decay $\tilde{\chi}_2^0 \rightarrow \tilde{\chi}_1^\pm W^\mp$, with $\tilde{\chi}_1^\pm \rightarrow \pi^\pm \tilde{\chi}_1^0$ and $W \rightarrow q\bar{q}'$, results in the same visible final state as $\tilde{\chi}_2^0 \rightarrow \tilde{\chi}_1^0 q\bar{q}'$. Also in this case, the limits on $\tilde{\chi}_1^0 \tilde{\chi}_2^0$ production with the

above final state presented in [13] can be used. On the other hand, when the W decays leptonically, the visible objects in the final states are different from those of the standard search for neutralinos, because of the soft particles from the chargino decay, which can be relevant in a low-multiplicity environment. A dedicated search would be needed, but is not considered in the present paper.

If there are sleptons with a mass between $M_{\tilde{\chi}_1^0}$ and $M_{\tilde{\chi}_2^0}$, cascade decays of $\tilde{\chi}_2^0$ can take place: $\tilde{\chi}_2^0 \rightarrow \tilde{l}l$, $\tilde{l} \rightarrow \tilde{\chi}_1^0 l$. In this case there are two mass differences ($\Delta M_{\tilde{l}}$) characterizing the process: $M_{\tilde{\chi}_2^0} - M_{\tilde{l}}$ and $M_{\tilde{l}} - M_{\tilde{\chi}_1^0}$. It was verified that if $\tilde{l} = (\tilde{\mu}, \tilde{e})$ the results of the searches for $e^+e^- \rightarrow \tilde{\chi}_2^0 \tilde{\chi}_1^0$, where $\tilde{\chi}_2^0 \rightarrow \mu^+ \mu^- \tilde{\chi}_1^0$ or $\tilde{\chi}_2^0 \rightarrow e^+ e^- \tilde{\chi}_1^0$, can be used, provided that from the $\Delta M_{\tilde{l}}$ definitions above the one giving the more conservative result is used in place of $M_{\tilde{\chi}_2^0} - M_{\tilde{\chi}_1^0}$.

The lightest stau, $\tilde{\tau}_1$, is typically the lightest charged slepton in AMSB. For $\tilde{\tau}_1$ as the intermediate slepton, the tau cascade search described in [13] was studied in a wider range of $M_{\tilde{\tau}_1} - M_{\tilde{\chi}_1^0}$. The tau cascade search is sensitive to $\tilde{\chi}_1^0 \tilde{\chi}_2^0$ production with $\tilde{\chi}_2^0 \rightarrow \tilde{\tau} \tau$ and $\tilde{\tau} \rightarrow \tilde{\chi}_1^0 \tau$, where the second τ produced has very low energy. At the preselection level, well reconstructed low-multiplicity events with missing energy, missing mass, and no more than two reconstructed jets were selected. In particular, the total visible energy including badly reconstructed tracks was required to be less than 140 GeV, the number of charged particles was required to be at least two and at most eight, and the number of neutral particles to be less than five. Two or more of the charged particles also had to satisfy stricter criteria on reconstruction and impact parameters. There was no evidence of excess above the SM expectations after the selection (see [13]). The resulting cross-section upper limits at the 95% CL are shown in figure 3.

Light sneutrinos lead to an undetectable $\tilde{\chi}_2^0 \rightarrow \tilde{\nu} \bar{\nu}$ and $\tilde{\nu} \rightarrow \tilde{\chi}_1^0 \nu$ decay chain.

4.5 Search for a charged slepton as the LSP

In a scan of the parameter space performed with ISAJET 7.63 [9] no points were obtained where a charged slepton is lighter than the $\tilde{\chi}_1^0$. However, the calculations in [4] still allow a small region in the space of the AMSB parameters with the $\tilde{\tau}_1$ being the LSP. In this case, if R-parity is conserved, the stau must be stable. The DELPHI results of the search for heavy stable charged particles were presented in [17], together with the description of the method used in the analysis.

The left and right-handed staus are expected to be almost maximally mixed in AMSB [4]. Reference [17] showed that the results of the search for heavy stable charged particles in DELPHI can exclude a stable $\tilde{\tau}_1$ with mass below 96 GeV/ c^2 at the 95% CL, even at the level of mixing that gives the lowest $\tilde{\tau}_1^+ \tilde{\tau}_1^-$ production cross-section.

4.6 Search for cascades from sleptons

The decay $\tilde{l}^\pm \rightarrow \tilde{\chi}_1^\pm \nu_l$ is practically undetectable, due to the softness of the visible decay products of the chargino. It accounts, however, for two thirds of the total decay width, if the chargino and the neutralino are the only SUSY particles lighter than the charged slepton. The only visible cascades originating from that slepton (in particular a stau, since it is expected to be the lightest) in AMSB are therefore:

- $\tilde{\tau}_1 \rightarrow \tilde{\chi}_1^0 \tau$, the same channel searched for in MSSM;
- $\tilde{\tau}_1 \rightarrow \tilde{\nu}_\tau f f'$, with visible final states that can be similar to the chargino ones.

In the case of sneutrino production, the decay $\tilde{\nu} \rightarrow \tilde{\chi}_1^0 \nu$ is clearly invisible. On the other hand, $\tilde{\nu} \rightarrow \tilde{\chi}_1^+ l^-$ is observable using techniques similar to those used in the usual searches for sleptons [13].

Limits on cross-section times branching ratio can be derived by interpreting the results of the searches for “standard” charginos and sleptons listed in [13]. No optimization by means of a dedicated study of those cascades was attempted for the present paper.

4.7 Search for the SUSY Higgs boson

Since in the range of the AMSB parameters explored in this paper $M_A \gg M_Z$, the lightest supersymmetric neutral Higgs h^0 has the same couplings as the SM Higgs boson, and the limits obtained on the mass of the Higgs in the SM can be translated into the same lower limits on the mass of the h^0 in AMSB, provided that the decay branching fractions of the Higgs into supersymmetric particles are negligible.

If $M_A \gg M_Z$, the h^0 can be produced at LEP only in association with the Z (higgsstrahlung), and with the same cross-section as in the SM. When there are SUSY particles lighter than $M_{h^0}/2$, decays of the h^0 into those particles are allowed. This is the case for AMSB, when there are light winos, sneutrinos or charged sleptons. Possible SUSY decays of the h^0 are:

- $h^0 \rightarrow \tilde{\chi}_1^0 \tilde{\chi}_1^0, \tilde{\chi}_1^+ \tilde{\chi}_1^-, \tilde{\nu} \tilde{\nu}$, all invisible or practically invisible in AMSB, apart from some possible cascades;
- $h^0 \rightarrow \tilde{l}^+ \tilde{l}^-$, the visibility of which depends on the mass difference between the slepton and the LSP.

The DELPHI bound on the SM Higgs mass is $M_H > 114.1 \text{ GeV}/c^2$ at the 95% CL [18]. DELPHI measured also the upper limit on the production cross-section of an invisibly decaying Higgs boson [19]. This leads to exclude a Higgs boson with mass below $112.1 \text{ GeV}/c^2$, if it has a 100% branching ratio into invisible particles. Reference [19] shows how the lower limit on the mass of the lightest supersymmetric Higgs boson depends on the branching fraction into invisible states, assuming that the production cross-section and all other decay modes are SM-like. That limit starts from $114.1 \text{ GeV}/c^2$ when $\text{BR}(h^0 \rightarrow \text{inv.}) = 0$, that is when the h^0 decays as the SM Higgs; it reaches a minimum of $111.8 \text{ GeV}/c^2$ when both visible and invisible decay modes are present simultaneously; and it goes up again to $112.1 \text{ GeV}/c^2$ when $\text{BR}(h^0 \rightarrow \text{inv.}) = 1$. The same limits on M_{h^0} apply in AMSB, provided there are no visible SUSY decays with sizeable branching fractions.

5 Constraints on the AMSB spectrum

The negative results of the searches described in this paper were used to constrain the AMSB parameter space. To do so, the experimental exclusions measured were compared with the mass spectra produced by ISAJET 7.63 [9]. A scan over the AMSB parameters was carried out by varying them in the following ranges: $1 < m_{3/2} < 50 \text{ TeV}/c^2$; $0 < m_0 < 1000 \text{ GeV}/c^2$; $1.5 < \tan \beta < 35$; both positive and negative μ . 900,000 SUSY points were generated by choosing at random the parameters within the bounds above. 500,000 of those points were generated with the mass of the top quark at $174.3 \text{ GeV}/c^2$, the others having been divided between $m_t = 169.2$ and $179.4 \text{ GeV}/c^2$, as explained in section 3. A bigger density of points was allowed in the regions of the space of the parameters where the expected limits lied as well as in the regions where some structure was observed.

With the AMSB model as implemented in that version of ISAJET, only the negative results from the search for nearly mass-degenerate chargino and neutralino, the search for neutral SM-like and invisibly decaying Higgs, the search for charginos decaying into a sneutrino and a charged lepton, and the limit on the non-SM Z width from LEP1 were used to constrain the model parameters. The other searches described in this paper were found to provide no additional constraints to the model. They have been listed all together as well, in order to allow tests of any deviations from the implementation of AMSB as coded in ISAJET.

The following figures 4, 5 and 6 refer to the scan done for the central value of m_t . Similar figures were obtained in correspondence of the two other values of m_t considered, and their outcomes are summarized in table 2.

Figure 4 (a) shows the points in the plane $(m_0, m_{3/2})$ generated with ISAJET. The region of the space with no points was not allowed, because one or more sparticles would be tachyonic. This implies a certain degree of correlation between m_0 and $m_{3/2}$, since by cutting away slices at low $m_{3/2}$ the value of the lowest admissible m_0 increases. Figure 4 (b) shows the points that remain after the application of the model-independent bounds on the chargino and sneutrino masses obtained at LEP1. Finally, in figure 4 (c) the points that remain after having applied all the results of the searches described in this paper are displayed.

Since the model prefers a light Higgs, most of the exclusion in the space of the AMSB parameters arises from the negative results of the searches for the SM and the invisibly decaying Higgs boson. The negative results of the other searches enlarged further the rejection, especially at low $m_{3/2}$ (chargino searches) and low m_0 (searches with sleptons). The effect of the search for the standard and invisible Higgs can be seen in figure 5. Figure 5 (a) shows all the points generated with ISAJET in the plane $(M_{h^0}, \tan\beta)$. Figure 5 (b) shows all the points remaining after the LEP1 chargino and sneutrino bounds, and the exclusions obtained with the searches for SUSY particles, but excluding the Higgs, at LEP2. Figure 5 (c) shows the points surviving after the negative results of the SM and invisibly decaying Higgs searches in DELPHI. One can notice how the search for the Higgs boson and the search for the other SUSY particles at LEP are complementary in excluding certain regions in the space of the AMSB parameters. Figure 5 (d) shows that, after applying the full set of results presented in this paper to constrain AMSB, no point with a mass of the lightest Higgs below the SM limit of $114.1 \text{ GeV}/c^2$ survived.

It is interesting to observe the impact of the searches for AMSB on some sparticle masses. Figure 6 shows the number of points generated by ISAJET and passing the three steps of selection as in figure 4, as a function of the mass of the lightest neutralino and of the lightest sneutrino. Neutralinos lighter than $66 \text{ GeV}/c^2$ and sneutrinos lighter than $95 \text{ GeV}/c^2$ are excluded in AMSB.

Table 2 summarizes the bounds on the AMSB parameters and on the mass of some sparticles obtained by applying the 95% CL exclusions from the searches described in the previous paragraphs to the ISAJET spectra. They are listed separately as function of the sign of μ and of the value of the mass of the top quark used in the simulation. Small shifts of those bounds are still possible, in principle, when applying the full next-to-leading order corrections to the model.

Given the bounds listed in table 2, the possible AMSB explanation for a light sneutrino ($M_{\tilde{\nu}} \leq 80 \text{ GeV}/c^2$), which was suggested to cure some of the discrepancies in the fit of precision electroweak data [20], is likely to be ruled out by the results of this analysis.

	$\mu < 0$	$\mu > 0$
m_0	$> 183 \text{ (211, 174) GeV}/c^2$	$> 156 \text{ (181, 147) GeV}/c^2$
$m_{3/2}$	$> 26.3 \text{ (30.0, 24.5) TeV}/c^2$	$> 23.0 \text{ (26.1, 21.4) TeV}/c^2$
$\tan \beta$	$> 5.7 \text{ (7.0, 4.9)}$	$> 3.8 \text{ (4.6, 3.4)}$
$M_{\tilde{\chi}}$	$> 73 \text{ (83, 67) GeV}/c^2$	$> 66 \text{ (74, 63) GeV}/c^2$
$M_{\tilde{\nu}}$	$> 114 \text{ (131, 104) GeV}/c^2$	$> 95 \text{ (116, 85) GeV}/c^2$
$M_{\tilde{l}}$	$> 75 \text{ (90, 70) GeV}/c^2$	$> 68 \text{ (78, 66) GeV}/c^2$

Table 2: Bounds on the AMSB parameters and on the sparticle masses, as a function of $\text{sign}(\mu)$, obtained by applying the 95% CL limits derived in the searches for AMSB scenarios. Given the small mass splitting, at the level of few hundred MeV/c^2 , $M_{\tilde{\chi}}$ can be viewed both as $M_{\tilde{\chi}_1^0}$ or $M_{\tilde{\chi}_1^\pm}$. $M_{\tilde{\nu}}$ is the mass of the lightest sneutrino, always the tau sneutrino in the model. $M_{\tilde{l}}$ refers to the lightest charged slepton, which is always the stau in AMSB. Within parenthesis are listed the same bounds obtained with m_t respectively below and above one standard deviation, as from [11], from the central value of $174.3 \text{ GeV}/c^2$.

6 Conclusions

The results of the searches performed using the data collected with the DELPHI detector at LEP, and relevant to explore AMSB scenarios, have been presented. An interpretation of the limits obtained in searches motivated by other SUSY breaking scenarios was used whenever appropriate. In addition, some of the searches were developed specifically to improve the sensitivity to AMSB. There is no evidence for a signal beyond the Standard Model, and limits are set on the sparticle production in the AMSB framework.

Acknowledgements

We are greatly indebted to our technical collaborators, to the members of the CERN-SL Division for the excellent performance of the LEP collider, and to the funding agencies for their support in building and operating the DELPHI detector.

We acknowledge in particular the support of

Austrian Federal Ministry of Education, Science and Culture, GZ 616.364/2-III/2a/98, FNRS-FWO, Flanders Institute to encourage scientific and technological research in the industry (IWT), Federal Office for Scientific, Technical and Cultural affairs (OSTC), Belgium,

FINEP, CNPq, CAPES, FUJB and FAPERJ, Brazil,

Czech Ministry of Industry and Trade, GA CR 202/99/1362,

Commission of the European Communities (DG XII),

Direction des Sciences de la Matière, CEA, France,

Bundesministerium für Bildung, Wissenschaft, Forschung und Technologie, Germany,

General Secretariat for Research and Technology, Greece,

National Science Foundation (NSF) and Foundation for Research on Matter (FOM),

The Netherlands,

Norwegian Research Council,
 State Committee for Scientific Research, Poland, SPUB-M/CERN/PO3/DZ296/2000,
 SPUB-M/CERN/PO3/DZ297/2000 and 2P03B 104 19 and 2P03B 69 23(2002-2004)
 JNICT–Junta Nacional de Investigação Científica e Tecnológica, Portugal,
 Vedecka grantova agentura MS SR, Slovakia, Nr. 95/5195/134,
 Ministry of Science and Technology of the Republic of Slovenia,
 CICYT, Spain, AEN99-0950 and AEN99-0761,
 The Swedish Natural Science Research Council,
 Particle Physics and Astronomy Research Council, UK,
 Department of Energy, USA, DE-FG02-01ER41155,
 EEC RTN contract HPRN-CT-00292-2002.

References

- [1] A.H. Chamseddine, R. Arnowitt, P. Nath, Phys. Rev. Lett. **49** (1982) 970;
 R. Barbieri, S. Ferrara, C.A. Savoy, Phys. Lett. **B119** (1982) 343.
- [2] M. Dine, A.E. Nelson, Phys. Rev. **D48** (1993) 1277;
 M. Dine, A.E. Nelson, Y. Shirman, Phys. Rev. **D51** (1995) 1362;
 M. Dine, A.E. Nelson, Y. Nir, Y. Shirman, Phys. Rev. **D53** (1996) 2658.
- [3] L. Randall, R. Sundrum, Nucl. Phys. **B557** (1999) 79.
- [4] G.F. Giudice, M. Luty, H. Murayama, R. Rattazzi, JHEP **9812** (1998) 027;
 T. Gherghetta, G.F. Giudice, J.D. Wells, Nucl. Phys. **B559** (1999) 27;
 J. L. Feng, T. Moroi, Phys. Rev. **D61** (2000) 095004.
- [5] A. Pomarol, R. Rattazzi, JHEP **9905** (1999) 013.
- [6] S. Su, Nucl. Phys. **B573** (2000) 87.
- [7] DELPHI Coll., P. Aarnio *et al.*, Nucl. Instr. and Meth. **A303** (1991) 233;
 DELPHI Coll., P. Abreu *et al.*, Nucl. Instr. and Meth. **A378** (1996) 57.
- [8] S. Katsanevas and P. Morawitz, Comp. Phys. Comm. **112** (1998) 227.
- [9] H. Baer, F.E. Paige, S.D. Protopopescu, X. Tata, “Simulating Supersymmetry with ISAJET 7.0/ISASUSY 1.0”, Published in Argonne Accel. Phys. 1993:0703-720, hep-ph/9305342.
- [10] H. Baer, private communication.
- [11] Particle Data Group, K. Hagiwara *et al.*, Phys. Rev. **D66** (2002) 010001.
- [12] K. Moenig, CERN-OPEN-97-040.
- [13] DELPHI Coll., J. Abdallah, *et al.*, CERN-EP 2003-007, submitted to Eur. Phys. J. **C**.
- [14] V.F. Obraztsov, Nucl. Instr. and Meth. **A316** (1992) 388;
 V.F. Obraztsov, Nucl. Instr. and Meth. **A399** (1997) 500 (erratum).
- [15] A. Perrotta, Int. J. Mod. Phys. **C13** (2002) 989.
- [16] T.W. Anderson, An Introduction to multivariate analysis, Wiley, New York, 1958.
- [17] DELPHI Coll., J. Abdallah, *et al.*, Eur. Phys. J. **C27** (2003) 153.
- [18] DELPHI Coll., J. Abdallah, *et al.*, Eur. Phys. J. **C32** (2004) 145.
- [19] DELPHI Coll., J. Abdallah, *et al.*, CERN-EP 2003-046, accepted by Eur. Phys. J. **C**.
- [20] G. Altarelli, F. Caravaglios, G.F. Giudice, P. Gambino, G. Ridolfi, JHEP **0106** (2001) 018.

DELPHI

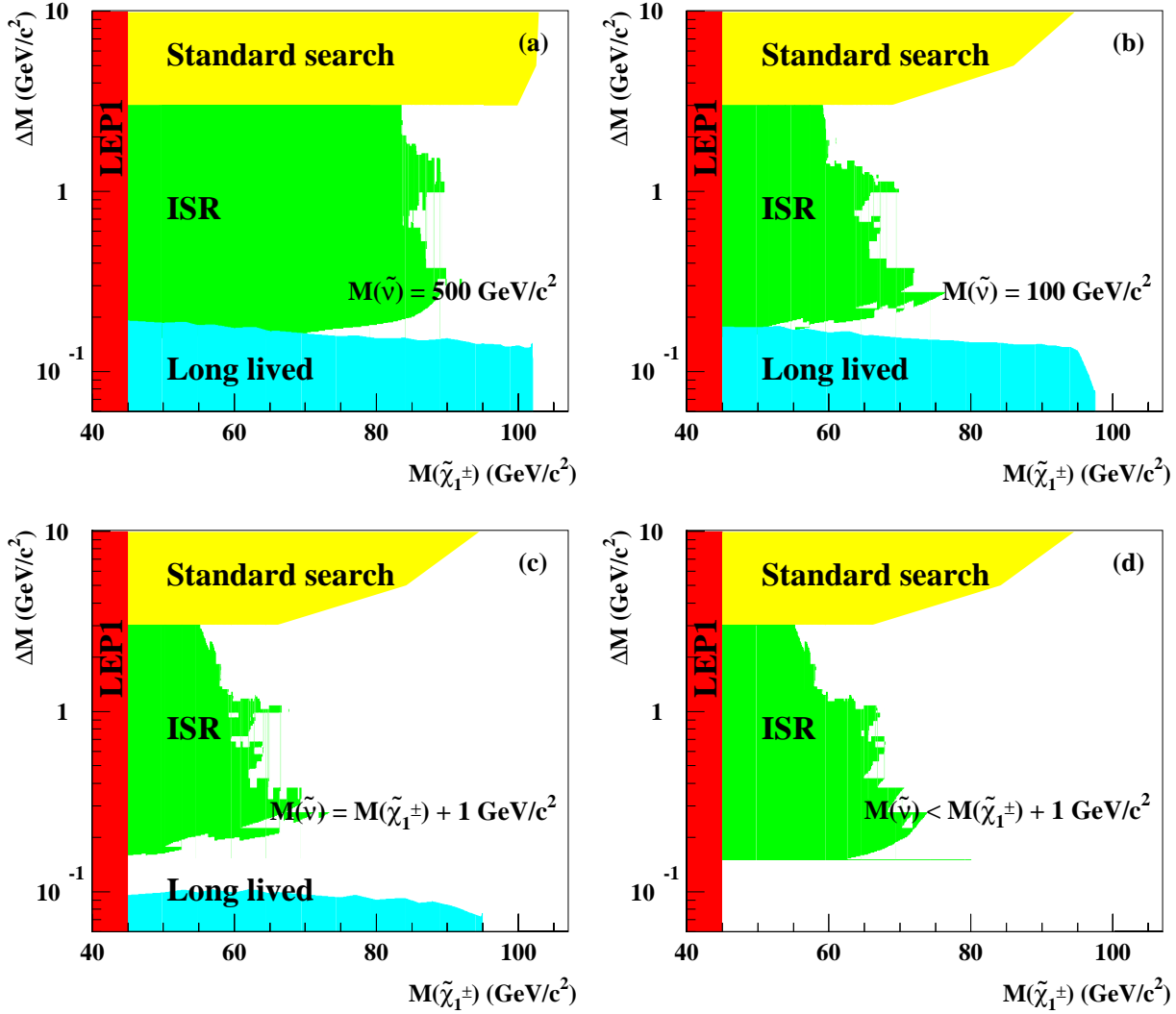


Figure 1: Regions in the plane $(M_{\tilde{\chi}_1^\pm}, \Delta M = M_{\tilde{\chi}_1^\pm} - M_{\tilde{\chi}_1^0})$ excluded by DELPHI at the 95% CL when the chargino is gaugino-like, as in AMSB. The standard search for high ΔM charginos, the search for soft particles accompanied by ISR, and the search for long-lived charginos were used. The scenarios constrained in the four plots are: (a) $M_{\tilde{\nu}} \geq 500$ GeV/c²; (b) $M_{\tilde{\nu}} \geq 100$ GeV/c²; (c) $M_{\tilde{\nu}} \geq M_{\tilde{\chi}_1^\pm} + 1$ GeV/c² (long-lived charginos); (d) $M_{\tilde{\nu}} < M_{\tilde{\chi}_1^\pm} + 1$ GeV/c² (short-lived charginos). The exclusions in (a), (b) and (c) hold conservatively also for heavier sneutrinos. Charginos lighter than 45 GeV/c² were already excluded at LEP1.

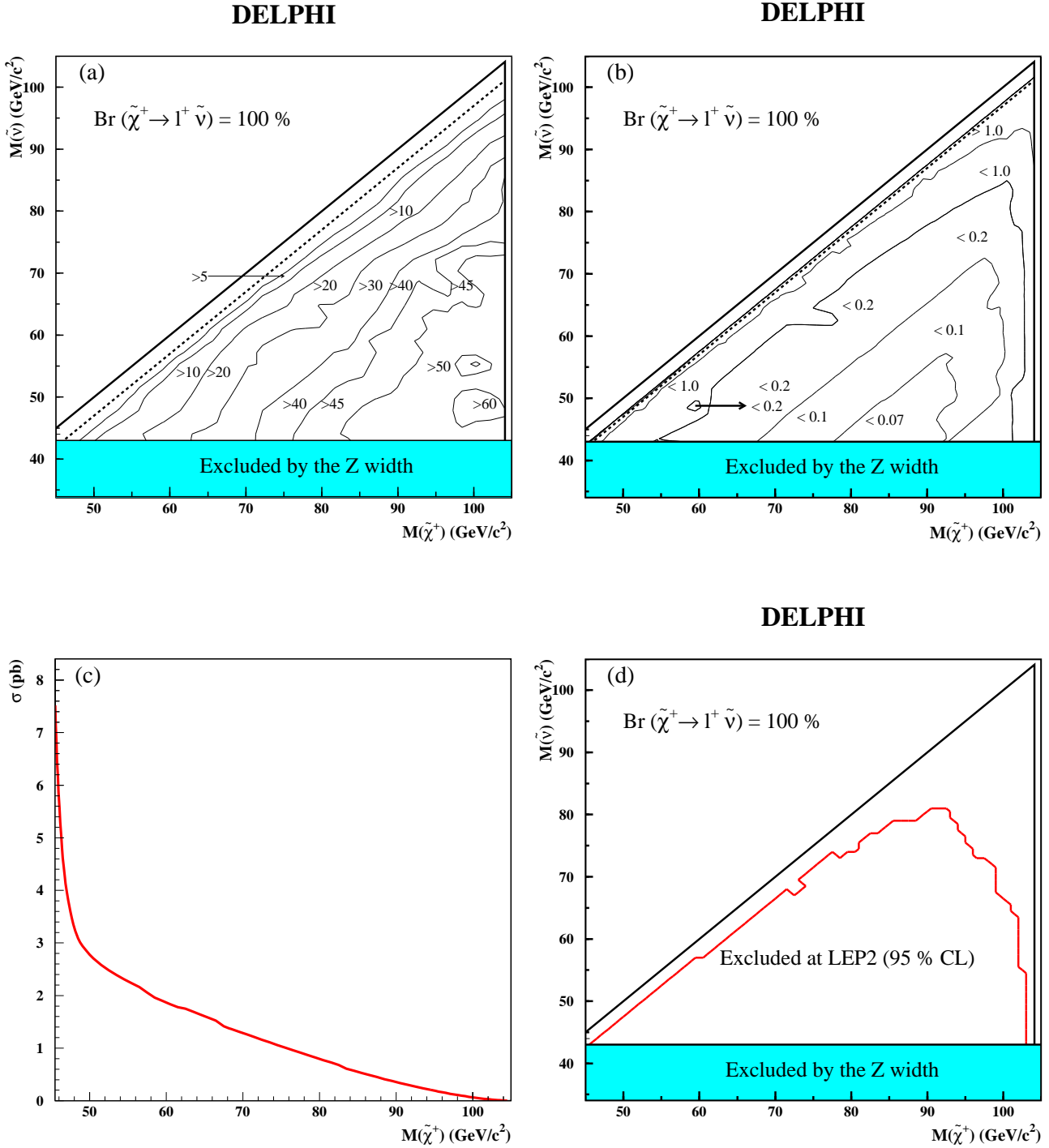


Figure 2: (a) Chargino pair production detection efficiencies (%) for the fully leptonic decay channel at $\sqrt{s}=208.2$ GeV in the $(M_{\tilde{\chi}_1^\pm}, M_{\tilde{\nu}})$ plane; a 100% branching ratio of $\tilde{\chi}_1^\pm \rightarrow \tilde{\nu} l^\pm$ is assumed. (b) Equivalent excluded cross-section at the 95% CL (in pb) at 208.2 GeV. (c) Minimal expected $e^+e^- \rightarrow \tilde{\chi}_1^+ \tilde{\chi}_1^-$ cross-section in AMSB, as function of the mass of the chargino. (d) Region excluded at the 95% CL in the plane $(M_{\tilde{\chi}_1^\pm}, M_{\tilde{\nu}})$ by the search described in the text. Sneutrinos lighter than 43 GeV/ c^2 were already excluded at LEP1. The dotted lines in figures (a) and (b) bound the range of $\Delta M = M_{\tilde{\chi}_1^\pm} - M_{\tilde{\nu}}$ searched for by this channel.

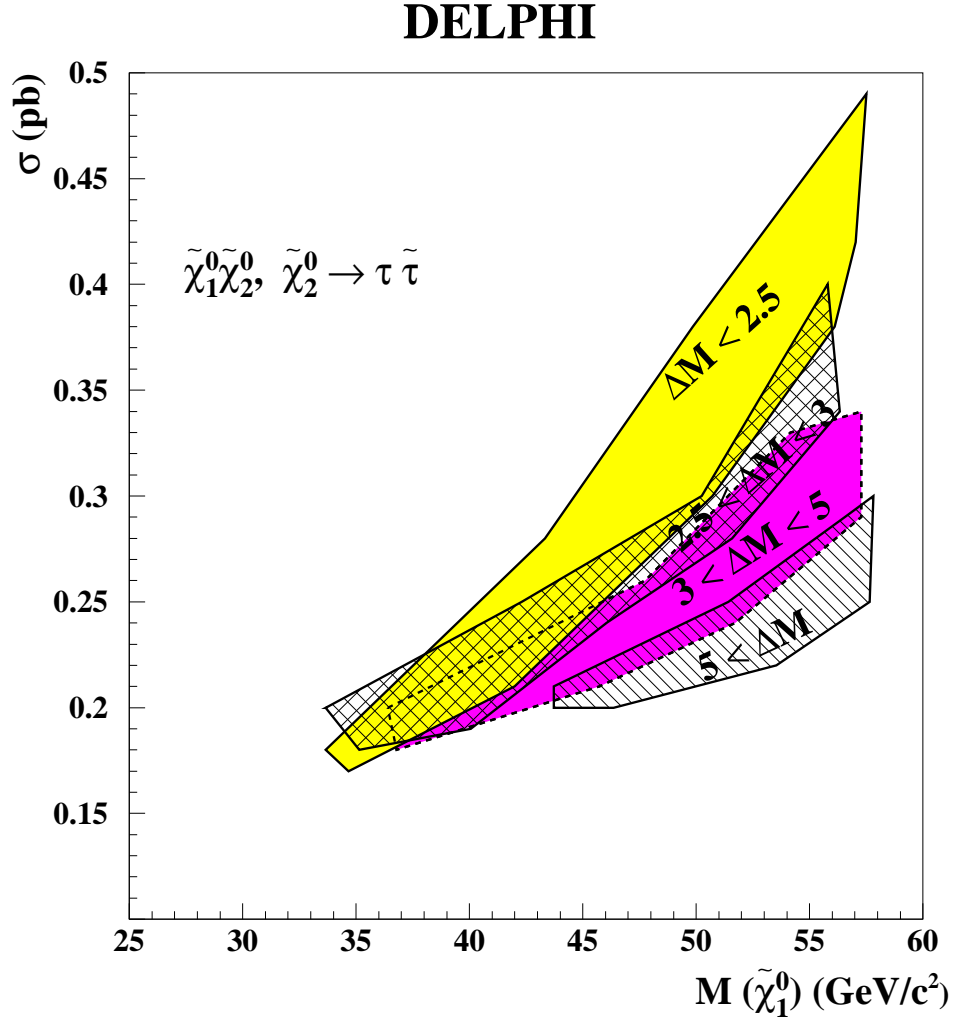


Figure 3: Cross-section limits at the 95% CL for the $\tilde{\chi}_1^0 \tilde{\chi}_2^0$ production when $\tilde{\chi}_2^0$ decays entirely to $\tilde{\tau}_1 \tau$. The upper limits are shown for several ranges of $\Delta M = M_{\tilde{\tau}_1} - M_{\tilde{\chi}_1^0}$ in GeV/c^2 . The widths of the bands are due to dependence of the limit on ΔM and to statistical fluctuations of the efficiency due to limited Monte Carlo statistics.

DELPHI

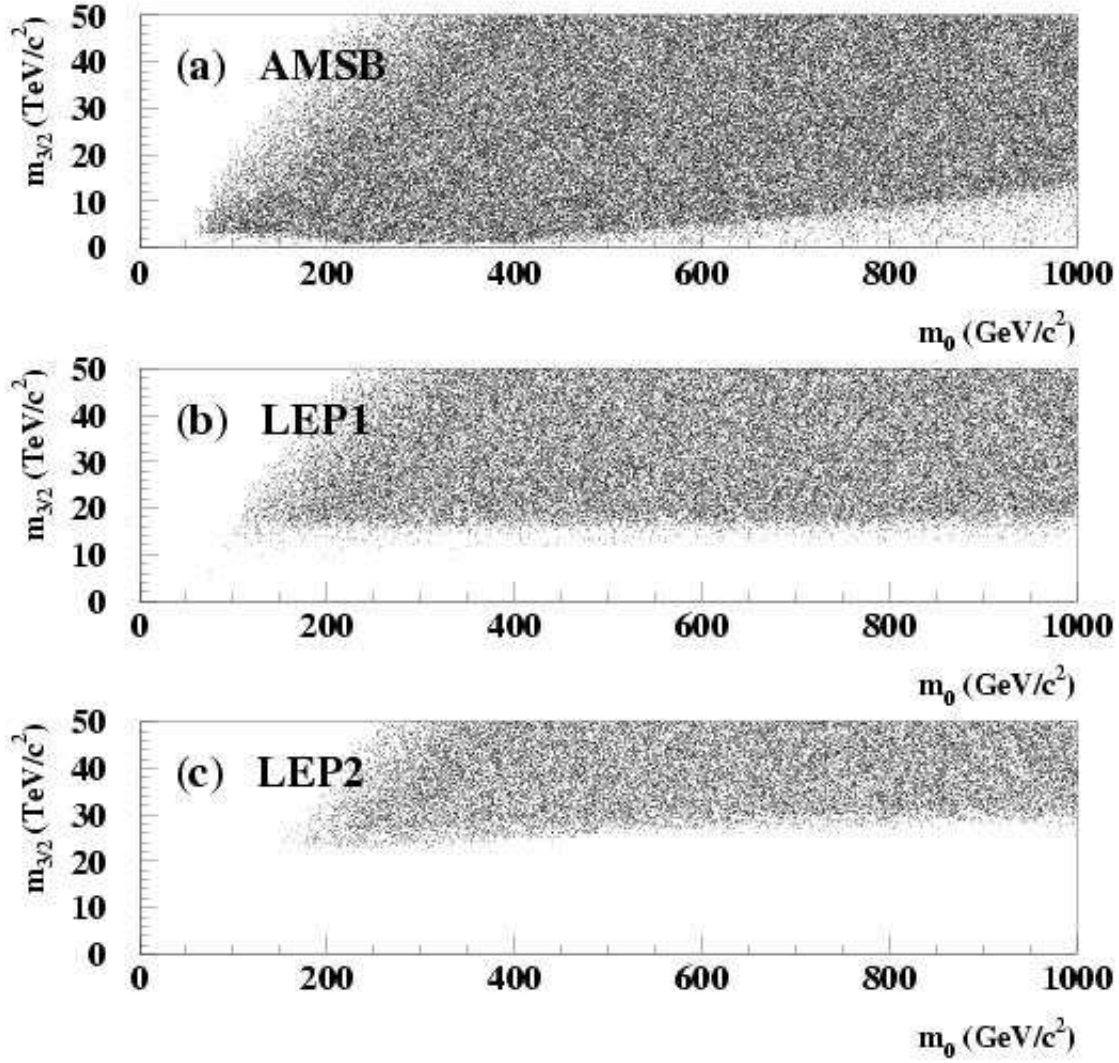


Figure 4: (a) physically allowed m_0 and $m_{3/2}$ parameters in AMSB, as obtained in a scan of the AMSB parameter space with ISAJET, as described in the text. (b) points remaining after applying the chargino and sneutrino mass bounds of LEP1. (c) set of points from the scan remaining after considering all the results of the searches described in this work.

DELPHI

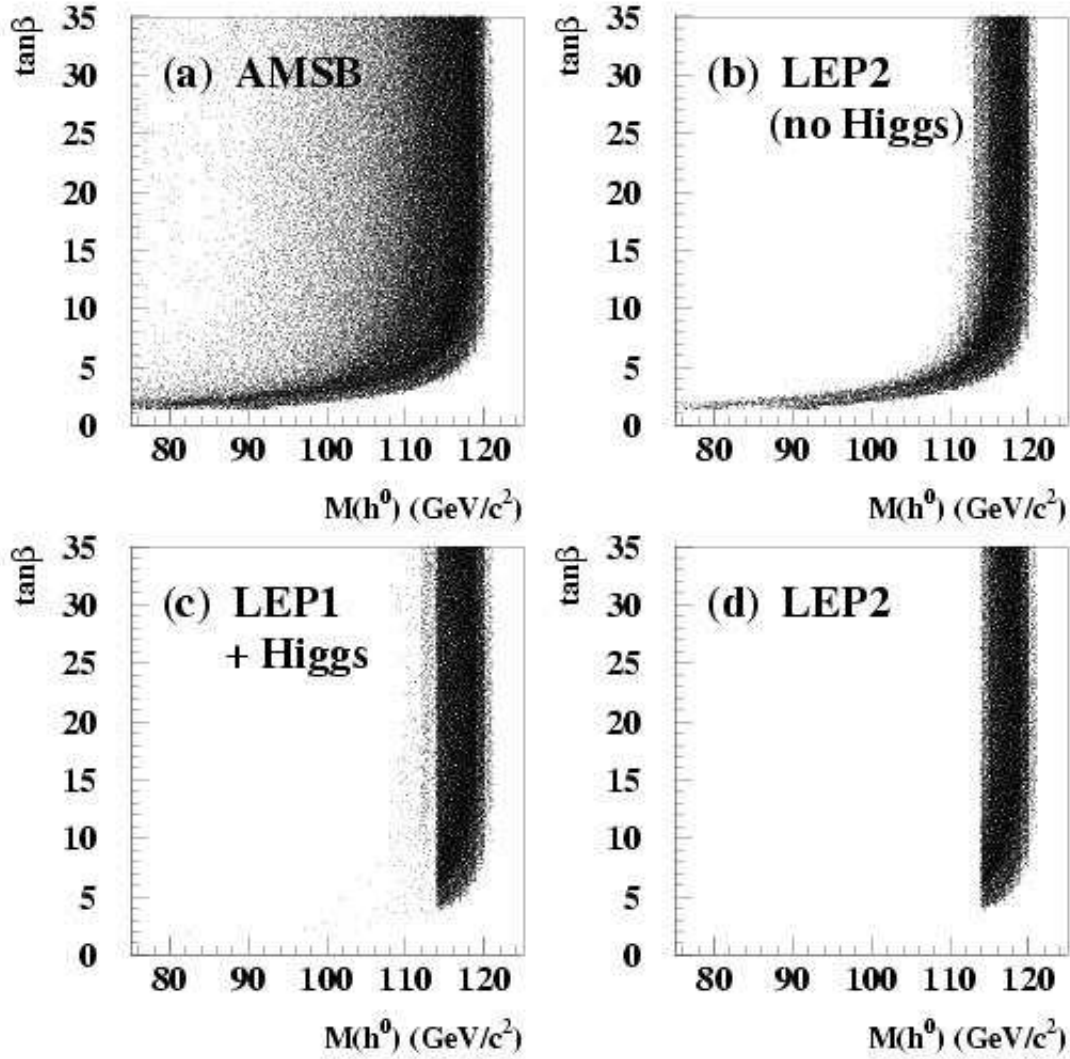


Figure 5: (a) physically allowed M_{h^0} and $\tan\beta$ in AMSB, as obtained in a scan of the AMSB parameter space with ISAJET, as described in the text. (b) points remaining after applying the chargino and sneutrino mass bounds of LEP1 and the LEP2 search for SUSY particles, but the Higgses. (c) points remaining after applying the chargino and sneutrino mass bounds of LEP1 and the negative results of the searches for the SM and invisibly decaying Higgs bosons. (d) set of points remaining finally after considering all the results of the searches described in this work. No points survived for which $M_{h^0} < 114.1 \text{ GeV}/c^2$.

DELPHI

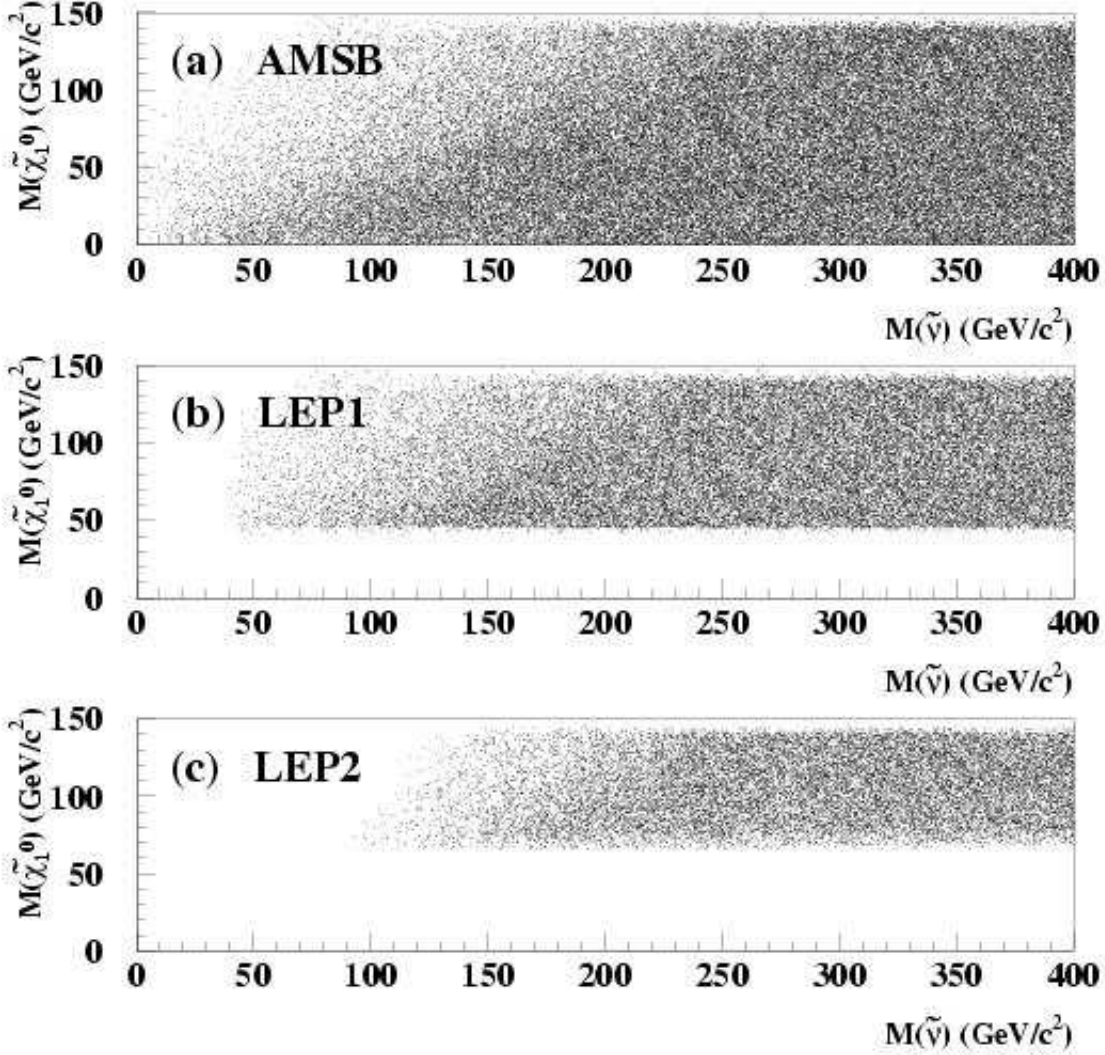


Figure 6: (a) physically allowed $M_{\tilde{\chi}_1^0}$ and $M_{\tilde{\nu}}$ in AMSB, as obtained in a scan of the AMSB parameter space with ISAJET, as described in the text. (b) points remaining after applying the chargino and sneutrino mass bounds of LEP1. (c) set of points from the scan remaining after considering all the results of the searches described in this work. No points survived for which $M_{\tilde{\chi}_1^0} < 66 \text{ GeV}/c^2$ or $M_{\tilde{\nu}} < 95 \text{ GeV}/c^2$.