



HAL
open science

Intermediate mass dimuon production in indium-indium collisions at the CERN SPS

R. Shaoyan, R. Arnaldi, R. Averbeck, K. Banicz, J. Castor, B. Chaurand, C. Cicalo, A. Colla, P. Cortese, S. Damjanovic, et al.

► **To cite this version:**

R. Shaoyan, R. Arnaldi, R. Averbeck, K. Banicz, J. Castor, et al.. Intermediate mass dimuon production in indium-indium collisions at the CERN SPS. International Europhysics Conference on High Energy Physics HEP2005, Jul 2005, Lisboa, Portugal. pp.PoS(HEP2005)131. in2p3-00025243

HAL Id: in2p3-00025243

<https://hal.in2p3.fr/in2p3-00025243>

Submitted on 14 Mar 2007

HAL is a multi-disciplinary open access archive for the deposit and dissemination of scientific research documents, whether they are published or not. The documents may come from teaching and research institutions in France or abroad, or from public or private research centers.

L'archive ouverte pluridisciplinaire **HAL**, est destinée au dépôt et à la diffusion de documents scientifiques de niveau recherche, publiés ou non, émanant des établissements d'enseignement et de recherche français ou étrangers, des laboratoires publics ou privés.

Intermediate mass dimuon production in Indium-Indium collisions at the CERN SPS

Ruben Shahoyan* for the NA60 Collaboration

CFTP, Instituto Superior Técnico, Lisbon, Portugal

E-mail: Ruben.Shahoyan@cern.ch

R. Arnaldi¹⁰, R. Averbeck⁹, K. Banicz^{2,4}, J. Castor³, B. Chaurand⁷, C. Cicalò¹, A. Colla¹⁰, P. Cortese¹⁰, S. Damjanovic⁴, A. David^{2,5}, A. De Falco¹, A. Devaux³, A. Drees⁹, L. Ducroux⁶, H. En'yo⁸, A. Ferretti¹⁰, M. Floris¹, P. Force³, A. Förster², N. Guettet^{2,3}, A. Guichard⁶, H. Gulkanian¹¹, J. Heuser⁸, M. Keil^{2,5}, L. Kluberg^{2,7}, C. Lourenço², J. Lozano⁵, F. Manso³, A. Masoni¹, P. Martins^{2,5}, A. Neves⁵, H. Ohnishi⁸, C. Oppedisano¹⁰, P. Parracho², P. Pillot⁶, G. Puddu¹, E. Radermacher², P. Ramalhete², P. Rosinsky², E. Scomparin¹⁰, J. Seixas^{2,5}, S. Serci¹, P. Sonderegger⁵, H.J. Specht⁴, R. Tieulent⁶, G. Usai¹, R. Veenhof^{2,5}, H.K. Wöhri^{2,5}

¹*Univ. di Cagliari and INFN, Cagliari, Italy,*

²*CERN, Geneva, Switzerland,*

³*LPC, Univ. Blaise Pascal and CNRS-IN2P3, Clermont-Ferrand, France,*

⁴*Univ. Heidelberg, Heidelberg, Germany,*

⁵*CFTP, Instituto Superior Técnico, Lisbon, Portugal*

⁶*IPN-Lyon, Univ. Claude Bernard Lyon-I and CNRS-IN2P3, Lyon, France,*

⁷*LLR, Ecole Polytechnique and CNRS-IN2P3, Palaiseau, France,*

⁸*RIKEN, Wako, Saitama, Japan,*

⁹*SUNY Stony Brook, New York, USA,*

¹⁰*Univ. di Torino and INFN, Italy,*

¹¹*YerPhI, Yerevan, Armenia*

We present preliminary results on the production of intermediate mass dimuons in 158 A-GeV In-In collisions at the CERN SPS. NA38 and NA50 observed a strong excess in this region in S-U and Pb-Pb interactions with respect to the dimuon production rate expected from p-A data. Thanks to the use of a pixel vertex tracker, NA60 can separate the prompt dimuons from the pairs resulting from open charm decays and show that the excess dimuons are of prompt origin.

International Europhysics Conference on High Energy Physics

July 21st - 27th 2005

Lisboa, Portugal

*Speaker.

One of the most interesting findings of the experiments studying heavy ion collisions in view of Quark-Gluon Plasma search is the excess of dimuons in the intermediate mass region (IMR, 1.2–2.7 GeV/c²) observed in S-U and Pb-Pb collisions by NA38/NA50 [1] and in S-W collisions by HELIOS-3 [2]. The continuum between the ϕ and J/ψ peaks is well described in p-A collisions by the superposition of Drell-Yan dimuons and muon pairs from simultaneous semi-muonic decays of D and \bar{D} mesons [1]. Since the Drell-Yan contribution can be normalized from the high mass region, an excess in heavy-ion collisions is more likely to be due to the increase of *open charm* production (difficult to explain in the framework of pQCD) or to the appearance of the long-sought *thermal dimuons*, considered to be one of the signatures of QGP formation [3]. It could also be due to the modification of the Drell-Yan mass spectrum due to higher-twist effects in nucleus-nucleus collisions [4]. Thus it is crucial to separate the *open charm* contribution from prompt dimuons. The NA60 experiment can do this by measuring the muon's offset from the interaction vertex, exploiting the long lifetime of D mesons: $c\tau = 312 \mu\text{m}$ for D^+ and $123 \mu\text{m}$ for D^0 [5].

The NA60 setup [6] consists of a Muon Spectrometer (MS) and a Zero Degree Calorimeter (ZDC), both inherited from NA50, a Vertex Tracker (VT) made from silicon pixel planes [7, 8] embedded in a 2.5 T dipole magnetic field, and a Beam Tracker (BT) measuring the transverse position of the incoming ion before its interaction in the target.

By matching the muons reconstructed in the MS to the tracks measured in the VT we obtain the muon kinematics unaffected by the scattering in the hadron absorber. The matching is done by computing the weighted distance squared (χ^2) between these two tracks in the space of angles and inverse momenta, taking into account the error matrices. This procedure improves the mass resolution from 70–80 MeV/c² to 20–25 MeV/c² at $M \sim 1 \text{ GeV}/c^2$ and allows us to relate the muon to the interaction vertex. The latter is reconstructed with resolution better than $10 \mu\text{m}$ in X (bending plane) and $15 \mu\text{m}$ in Y over most of the multiplicity range. The quality of the vertexing can be controlled using the BT measurement of the incoming ion extrapolated to the interaction point with centrality independent resolution of $20 \mu\text{m}$. The precision of the measurement of the muon offset with respect to the vertex can be estimated using the muons from J/ψ decays, which at our energy are always prompt and have negligible background. The estimated offset resolution (including errors of the vertexing) for the muons of 15–20 GeV/c momentum typical for the IMR dimuons, is $\sim 40 \mu\text{m}$ in X and $\sim 55 \mu\text{m}$ in Y directions. To account for the momentum dependence of the offset resolution, the *weighted offset* is used, defined as $\Delta_\mu = \sqrt{\Delta x^2 V_{xx}^{-1} + \Delta y^2 V_{yy}^{-1} + 2\Delta x \Delta y V_{xy}^{-1}}$ for the single muons and $\Delta_{\mu\mu} = \sqrt{(\Delta_{\mu 1}^2 + \Delta_{\mu 2}^2)/2}$ for dimuons, where the V^{-1} is the inverted error matrix from the vertex fit and the muon extrapolation.

There are two types of background in NA60. Muons from uncorrelated π and K decays create the *combinatorial background* (CB). Additionally, some fraction of the muons from the MS can be wrongly matched to hadronic tracks in the VT, thus creating the *fake matches background*. Both types of background are subtracted by *mixed events technique*. First, the CB spectrum is built by combining into muon pairs two single muons from different like-sign dimuons in such a way that the obtained dimuons respect the acceptance and trigger conditions of NA60. Since this procedure does not distinguish between the fake and correct matches, after the subtraction of this spectrum only signal dimuons (both with correct and fake matches) remain. Then the spectrum of dimuons containing the *fake matches* (FB), is created by matching the MS muons from one event with VT

tracks from a different event and combining these muon matches with original matches from the data. This spectrum contains the *fake matches* both for the signal and combinatorial pairs. To separate the former contribution, we build the *fake combinatorial dimuons* (FCB) in the same way as it is done for the CB but using the single muons from the like-sign FB. The correctly matched signal spectrum is obtained as $Data - CB - (FB - FCB)$. Fig. 1a shows the measured opposite-sign dimuons' mass spectrum together with the two different types of background and the extracted signal. Only matches with $\chi^2 < 1.5$ are selected.

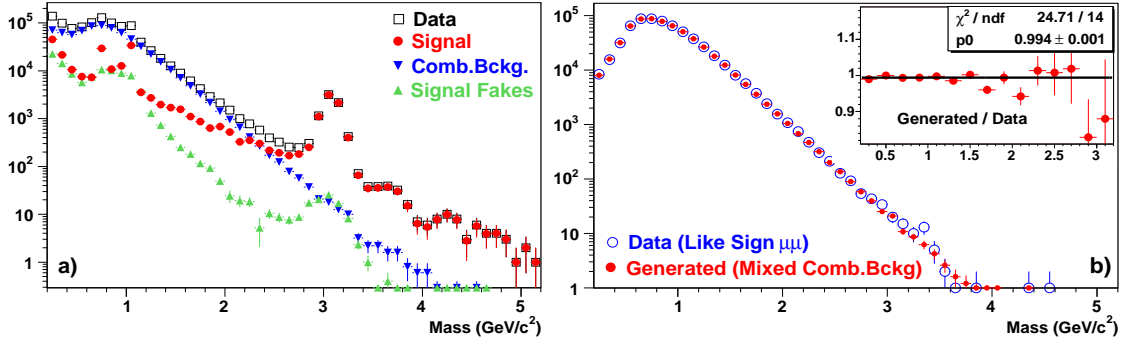


Figure 1: (a) Opposite-sign dimuon data, *combinatorial background* (CB), *fake signal* and final correctly matched signal; (b) Measured and generated like-sign CB spectra.

The quality of the mixed CB is checked by comparing the generated like-sign spectrum with the measured one, Fig. 1b. As one can see, the latter is reproduced within $\sim 1\%$, which, taking into account a signal to background ratio of $\sim 1/10$, means 10–20% systematic error on the final signal.

To fit the obtained spectra, the Drell-Yan and open charm contributions were generated by Pythia 6.2 using CTEQ6M PDFs with EKS98 nuclear modifications. To fix the relative normalization of these contributions, a K-factor of 1.8 was applied to Pythia's Drell-Yan cross section, in order to reproduce the high-mass cross section measured by NA50 [9]. The $c\bar{c}$ cross-section was taken to be $12 \mu\text{b/nucleon}$, to reproduce the NA50 analysis of the 450 GeV p-A data. Note that this is almost twice higher than the *world average* cross section at this energy [10]. The absolute Drell-Yan normalization as a function of the collision centrality is obtained from the number of the observed J/ψ events, the J/ψ suppression pattern and the expected ψ/DY ratio. The data are analyzed in the kinematic domain $0 < y_{\text{CM}} < 1$, $|\cos \theta_{\text{CS}}| < 0.5$ and $1.2 < M_{\mu\mu} < 2.7$.

First we check if the superposition of the expected Drell-Yan and open charm contributions can describe the mass spectrum of NA60. Fig. 2a shows the result of the fit with the normalization factors fixed within $\pm 10\%$ of their expected values. There is a significant excess in the IMR, around 80% of the expected DY yield (Fig. 2b). Letting the open charm normalization free improves the fit, leading to almost twice the expected charm, as shown in Fig. 2c. This is consistent with the observation of NA50 that a charm yield enhanced by a factor of 3 is needed to describe the dimuon mass spectrum of central Pb-Pb collisions.

In the next step we fit the signal dimuons *weighted offset* distribution as a superposition of the prompt and open charm contributions. For the former the shape of the sum of the measured J/ψ and ϕ offsets is used, while for charm we use the Monte-Carlo shape, smeared to account for the difference between the Monte-Carlo and data observed in the J/ψ and ϕ signals. Fig. 3a shows the result of the fit with the prompt contribution normalized to the expected Drell-Yan and the open charm left free. The latter is too flat to describe the data. Letting both contributions vary freely, see

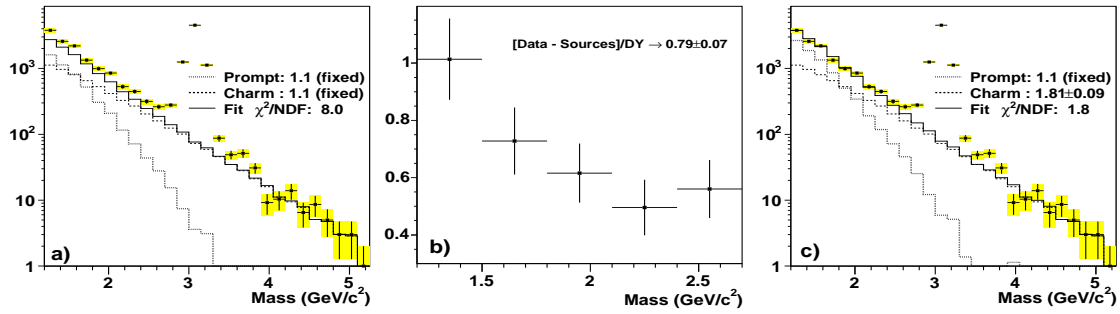


Figure 2: Fit of IMR mass spectrum to the superposition of Drell-Yan and open charm contributions: (a) both normalizations are fixed to be within 10% of expected value; (b) ratio of the excess from (a) to the Drell-Yan contribution; (c) open charm yield is let free.

Fig. 3b, gives a good description of the data, preferring the yield extrapolated from the NA50 p-A data, but requiring almost twice as many prompt dimuons as the expected Drell-Yan.

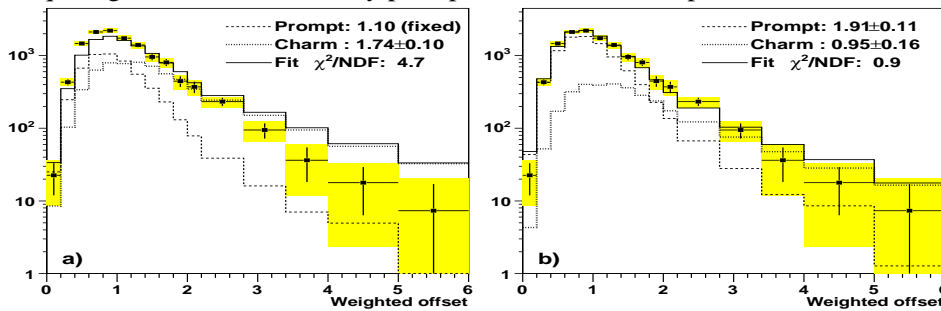


Figure 3: Fit of IMR dimuon *weighted offset* spectrum by the superposition of prompt (dashed) and open charm (dotted) contributions: (a) the prompts are fixed to the expected Drell-Yan level and the charm is free; (b) both contributions are free;

In conclusion, this preliminary analysis of In-In collisions at 158 A-GeV shows an excess of IMR dimuons over the expected Drell-Yan and open charm contributions. It is caused by prompt dimuons and has a steeper mass distribution than Drell-Yan.

This work was partially supported by the Fundação para a Ciência e Tecnologia (Portugal) under the SFRH/BPD/5656/2001 contract.

References

- [1] M.C. Abreu *et al.* (NA50 Coll.), *Eur. Phys. J.* **C14** (2000) 443.
- [2] A.L.S. Angelis *et al.* (HELIOS-3 Coll.), *Eur. Phys. J.* **C13** (2000) 433.
- [3] R. Rapp and E. Shuryak, *Phys. Lett.* **B473** (2000) 13.
- [4] J.W. Qiu and X.F. Zhang, *Phys. Lett.*, **B525** (2002) 265.
- [5] S. Eidelman *et al.* (PDG), *Phys. Lett.* **B592** (2004) 1.
- [6] R. Araldi *et al.* (NA60 Coll.), *Eur. Phys. J.* **C43** (2005) 167.
- [7] K. Banicz *et al.*, *Nucl. Instrum. Meth.* **A539** (2005) 137.
- [8] G. Usai *et al.* (NA60 Coll.), *Eur. Phys. J.* **C43** (2005) 415.
- [9] M.C. Abreu *et al.* (NA50 Coll.), *Phys. Lett.* **B410** (1997) 337.
- [10] H. Wöhri and C. Lourenço, *J. Phys.* **G30** (2004) S315.