



## Decay of a $J^\pi = 36^+$ Resonance in the $^{24}\text{Mg} + ^{24}\text{Mg}$ Reaction

M.D. Salsac, F. Haas, S. Courtin, C. Beck, Marc Rousseau, A. Sanchez I Zafra, A. Algora, S. Beghini, B. R. Behera, R. Chapman, et al.

### ► To cite this version:

M.D. Salsac, F. Haas, S. Courtin, C. Beck, Marc Rousseau, et al.. Decay of a  $J^\pi = 36^+$  Resonance in the  $^{24}\text{Mg} + ^{24}\text{Mg}$  Reaction. International Symposium on Exotic Nuclear Systems ENS'05, Jun 2005, Debrecen, Hungary. pp.291-295, 10.1063/1.2140670 . in2p3-00025685

**HAL Id: in2p3-00025685**

**<https://hal.in2p3.fr/in2p3-00025685>**

Submitted on 25 Jan 2007

**HAL** is a multi-disciplinary open access archive for the deposit and dissemination of scientific research documents, whether they are published or not. The documents may come from teaching and research institutions in France or abroad, or from public or private research centers.

L'archive ouverte pluridisciplinaire **HAL**, est destinée au dépôt et à la diffusion de documents scientifiques de niveau recherche, publiés ou non, émanant des établissements d'enseignement et de recherche français ou étrangers, des laboratoires publics ou privés.

# Decay of a $J^\pi=36^+$ Resonance in the $^{24}\text{Mg} + ^{24}\text{Mg}$ Reaction

**M.-D. Salsac**<sup>1</sup>, F. Haas<sup>1</sup>, S. Courtin<sup>1</sup>, C. Beck<sup>1</sup>, M. Rousseau<sup>1</sup>, A. Sanchez I Zafra<sup>1</sup>, A. Algora<sup>8</sup>, S. Beghini<sup>5</sup>, B.R. Behera<sup>2</sup>, R. Chapman<sup>6</sup>, L. Corradi<sup>2</sup>, Z. Dombradi<sup>8</sup>, E. Farnea<sup>5</sup>, E. Fioretto<sup>2</sup>, A. Gadea<sup>2</sup>, D. G. Jenkins<sup>3</sup>, A. Latina<sup>2</sup>, S. Lenzi<sup>5</sup>, X. Liang<sup>6</sup>, N. Marginean<sup>2</sup>, G. Montagnoli<sup>5</sup>, D. Napoli<sup>2</sup>, P. Papka<sup>3</sup>, I. Pokrovski<sup>2</sup>, G. Pollarolo<sup>9</sup>, F. Scarlassara<sup>5</sup>, A.M. Stefanini<sup>2</sup>, S. Szilner<sup>4</sup>, M. Trotta<sup>7</sup>, Z.M. Wang<sup>2</sup>

*1 IReS, Strasbourg, France, 2 INFN, Laboratori Nazionali di Legnaro, Italy, 3 Department of Physics, University of York, York, U.K., 4 Ruder Boskovic Institute, Zagreb, Croatia, 5 University of Padova and INFN, Padova, Italy, 6 Institute for Physical Research, University of Paisley, U.K., 7 Dipartimento di Fisica and INFN, Napoli, Italy, 8 Institute of Nuclear Research, Debrecen, Hungary, 9 University of Torino and INFN, Torino, Italy*

**Abstract.** The narrow ( $\Gamma=170$  keV) and high spin ( $J^\pi=36^+$ ) resonance in the  $^{24}\text{Mg} + ^{24}\text{Mg}$  reaction at  $E_{\text{CM}}=45.7$  MeV has been associated with a hyperdeformed molecular state in  $^{48}\text{Cr}$ . Such a description has important consequences for the resonance decay into the favoured inelastic channels. Through fragment- $\gamma$  coincidence measurements performed ON and OFF resonance using the PRISMA-CLARA array, we have identified the  $^{24}\text{Mg}$  states selectively populated: the  $2^+$  and  $4^+$  members of the ground state band.

**Keywords:** NUCLEAR REACTIONS  $^{24}\text{Mg} (^{24}\text{Mg}, ^{24}\text{Mg})$ ,  $E_{\text{CM}}=45.7$  MeV; measured (fragment) ( $\gamma$ ); deduced ON resonance selective feeding of the  $^{24}\text{Mg}$   $2^+$  and  $4^+$  states.

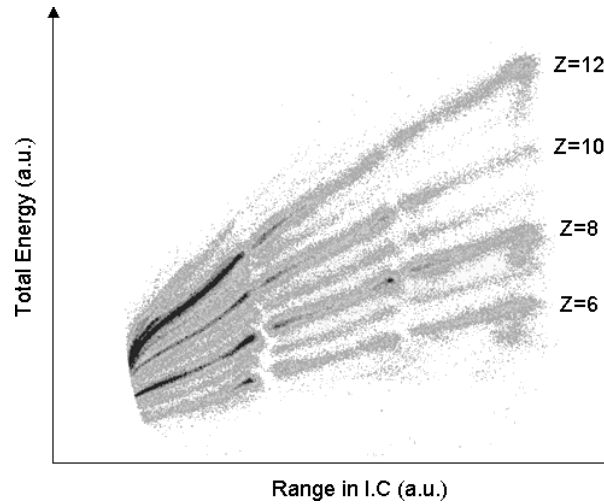
**PACS:** 25.70.Ef, 25.70.Bc, 21.60.Gx, 29.30.-h

## INTRODUCTION

For the  $^{24}\text{Mg} + ^{24}\text{Mg}$  reaction, striking narrow and correlated resonance structures have been observed previously in the excitation functions of the elastic and low-lying inelastic channels [1]. In our study, we have decided to focus on the resonance at  $E_{\text{CM}}=45.7$  MeV, which is known to have  $J^\pi=36^+$  [2]. Despite the very high excitation energy ( $\sim 60$  MeV) in the  $^{48}\text{Cr}$  composite system, this resonance has a narrow total width of 170 keV [2]. To determine precisely which states in the inelastic  $^{24}\text{Mg}$  channels carry away the resonance flux, an experiment, on the  $^{24}\text{Mg} + ^{24}\text{Mg}$  reaction at energies ON and OFF resonance, has been performed at the Legnaro Tandem accelerator using the PRISMA fragment spectrometer associated with the CLARA  $\gamma$  array.

## The Experiment and its Analysis

The  $^{24}\text{Mg} + ^{24}\text{Mg}$  reaction has been studied at the Legnaro XTU Tandem using a  $^{24}\text{Mg}$  beam of 91.72 MeV for the ON resonance measurement and of 92.62 MeV for the OFF resonance measurement. The target consisted of a thin film of  $^{24}\text{Mg}$  ( $40 \mu\text{g}/\text{cm}^2$ ) deposited on a  $15 \mu\text{g}/\text{cm}^2$   $^{12}\text{C}$  backing. The  $^{24}\text{Mg}$  fragments produced in the reaction were detected and identified in the PRISMA spectrometer [3]. The detection angular range was  $43^\circ \pm 5^\circ$ , i.e inside a range where resonances in the studied reactions have been observed previously [1]. The  $\gamma$ -rays emitted by the fragments have been detected in coincidence using the CLARA array composed of 24 clover detectors [4]. In PRISMA [3], the fragments are identified in Z and A and their velocity vectors are determined. The fragment Z selection is illustrated on Fig.1, which shows total energy versus range measured using the PRISMA focal plane ionization chambers.



**FIGURE 1.** Z distributions of the  $^{24}\text{Mg}$  on  $^{24}\text{Mg}$  and  $^{12}\text{C}$  reactions obtained in the PRISMA ionization chambers.

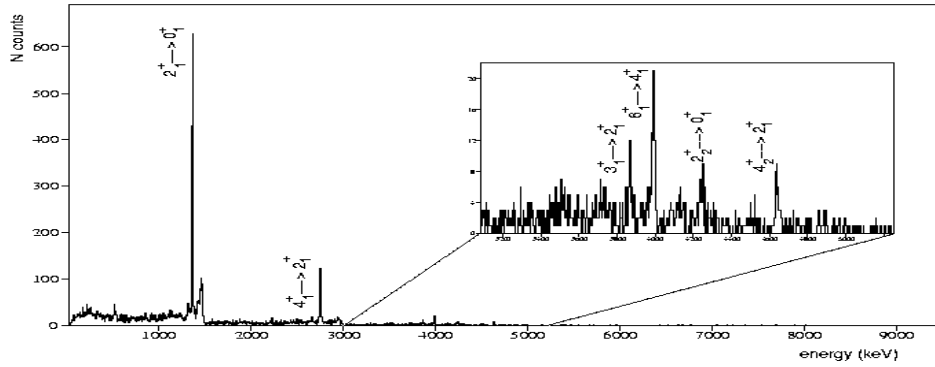
In this spectrum, the fragments come from the reactions  $^{24}\text{Mg}$  on  $^{24}\text{Mg}$  and  $^{12}\text{C}$  and it is seen that the  $\alpha$ -like  $^{12}\text{C}$ ,  $^{16}\text{O}$ ,  $^{20}\text{Ne}$ ,  $^{24}\text{Mg}$  and  $^{28}\text{Si}$  nuclei are preferentially populated compared to the odd Z nuclei. This is due to Q-value effects.

In our experiment, the  $\gamma$ -rays emitted by the fragments have been detected in coincidence using CLARA. The  $\gamma$  spectrum in coincidence with the selected  $^{24}\text{Mg}$  fragments is shown on Fig.2. An accurate determination of the fragment velocity vector in PRISMA allows a rather precise Doppler correction of the corresponding  $\gamma$ -ray energy spectrum. For a fragment velocity  $\beta$  of 6%, a resolution of 0.6% has been obtained for the  $2^+_{11} \rightarrow 0^+_{11}$   $^{24}\text{Mg}$  transition with  $E_\gamma = 1369$  keV. In the  $\gamma$  spectrum on Fig.2, the two predominant lines correspond to the  $^{24}\text{Mg}$  transitions  $2^+_{11} \rightarrow 0^+_{11}$  with  $E_\gamma = 1369$  keV and  $4^+_{11} \rightarrow 2^+_{11}$  with  $E_\gamma = 2753$  keV, where the  $0^+_{11}$ ,  $2^+_{11}$  and  $4^+_{11}$  are the first members of the  $^{24}\text{Mg}$   $K^\pi = 0^+$  g.s band. At higher energies, weaker lines are observed

(see inset of Fig.2), they correspond to transitions with  $E_\gamma=3991$  keV ( $6^+_1 \rightarrow 4^+_1$ ), 3867 keV ( $3^+_1 \rightarrow 2^+_1$ ), 4238 keV ( $2^+_2 \rightarrow 0^+_1$ ) and 4642 keV ( $4^+_2 \rightarrow 2^+_1$ ). The  $6^+_1$  level belongs to the g.s band and the  $2^+_2$ ,  $3^+_1$  and  $4^+_2$  to the  $^{24}\text{Mg}$   $K^\pi=2^+$  band. Looking at the  $\gamma$  spectrum on Fig.2 and at the two strongest lines, broad components lying beneath the narrow lines can be observed. They correspond to incorrectly Doppler corrected  $\gamma$ -rays emitted by the non-detected  $^{24}\text{Mg}$  of the  $^{24}\text{Mg} + ^{24}\text{Mg}$  binary channel. From this  $\gamma$  spectrum, it is already obvious that the inelastic channel is dominated by the selective feeding of the  $2^+_1$  and  $4^+_1$  states in  $^{24}\text{Mg}$ . This point will be explicitly discussed in the next section of the present article.

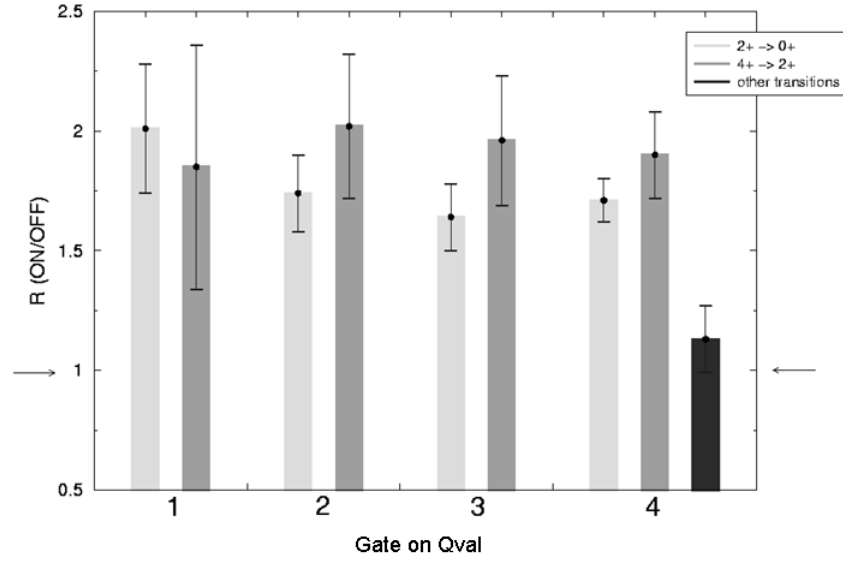
## Results and Discussion

In order to determine which states in the inelastic channels carry away the resonant flux, the yields of the corresponding  $\gamma$ -ray transitions have been measured ON and OFF resonance energies. The ratio  $R$  of these yields for different transitions and for different Q-value gates is represented in Fig.3. Of course, if  $R$  equals 1 there is no resonance effect. The first gate on Q-value corresponds to an inelastic excitation energy between 1 and 4.6 MeV and thus to the  $^{24}\text{Mg}$  channels ( $2^+_1, 0^+_1$ ), ( $2^+_1, 2^+_1$ ) and ( $4^+_1, 0^+_1$ ). For both transitions  $2^+_1 \rightarrow 0^+_1$  and  $4^+_1 \rightarrow 2^+_1$ ,  $R$  equals 2 and thus both  $2^+_1$  and



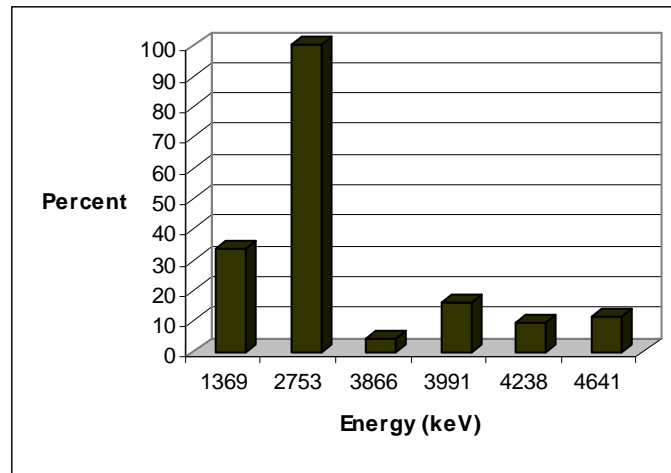
**FIGURE 2.** Gamma spectrum in coincidence with  $^{24}\text{Mg}$  fragments.

$4^+_1$  states are resonant states, the strongest contribution in this gate comes from the ( $2^+_1, 2^+_1$ ) channel. The second gate on Q-value corresponds to an excitation energy between 4.7 and 7.3 MeV. For this gate, a resonant effect is seen again in the yields of the  $2^+_1 \rightarrow 0^+_1$  and  $4^+_1 \rightarrow 2^+_1$  transitions. In this gate, the main contribution comes from the ( $4^+_1, 2^+_1$ ) channel. The ratio  $R$  for  $2^+_1 \rightarrow 0^+_1$  is smaller than for  $4^+_1 \rightarrow 2^+_1$ , this can probably be explained by a weak feeding of  $2^+_1$  by states of the  $K^\pi=2^+$  band, which



**FIGURE 3.** ON and OFF yield ratios for  $^{24}\text{Mg}$  transitions and for different Q-value gates.

will be shown later to be non-resonant. The third gate corresponds to an excitation energy between 7.3 and 11 MeV. As before, a resonant effect is seen in the yields of  $2^+_1 \rightarrow 0^+_1$  and  $4^+_1 \rightarrow 2^+_1$ , in this gate the main contribution comes from the  $(4^+_1, 4^+_1)$  channel. Finally the fourth gate corresponds to the total excitation energy from 1 to 11 MeV. The  $2^+_1 \rightarrow 0^+_1$  and  $4^+_1 \rightarrow 2^+_1$  show strong resonant effects, the yields of the other transitions (see inset in Fig.2) are weak and non-resonant ( $R \sim 1$ ). For the ON resonance measurement, the direct feeding yields of the different  $^{24}\text{Mg}$  states have been extracted and are represented in Fig.4. It is obvious that for the  $^{24}\text{Mg}$  excitation energy region investigated in our experiment, the  $2^+_1$  and moreover the  $4^+_1$  play an essential role in the decay of the  $^{24}\text{Mg} + ^{24}\text{Mg}$  resonance.



**FIGURE 4.** ON resonance direct feeding of the  $^{24}\text{Mg}$  states.

To put it in a nutshell, the  $^{24}\text{Mg} + ^{24}\text{Mg}$  resonance decay flux is essentially observed in the  $^{24}\text{Mg}$   $4^+_{11}$  and  $2^+_{11}$  states (present measurements) and also in the elastic channel from previous measurements [1,2], i.e. in the first three members of the  $^{24}\text{Mg}$   $K^\pi=0^+$  ground state band. This is in agreement with the molecular model proposed by Uegaki and Abe [5] to describe the  $^{24}\text{Mg} + ^{24}\text{Mg}$  high spin resonances, in which the collective motions of the system are described in the rotating molecular frame of the dinuclear system. The important result that emerges from this calculation is the existence of a potential energy minimum for the pole-to-pole configuration. This configuration has the largest possible moment of inertia for two touching prolate  $^{24}\text{Mg}$  nuclei. The identification of the observed resonance with this configuration (a  $^{48}\text{Cr}$  hyperdeformed molecular state) agrees with excitation, spin and decay of the  $J^\pi=36^+$  resonance at  $E_{\text{CM}}= 45.7$  MeV. In this picture, the ground state  $^{24}\text{Mg}$  rotational band and especially the  $0^+$ ,  $2^+$  and  $4^+$  states play the dominant role in the description of the resonance as demonstrated in our experiment and in previous work [1,2].

## CONCLUSION

We have demonstrated in our experiment that the resonant flux of the  $^{24}\text{Mg} + ^{24}\text{Mg}$   $J^\pi=36^+$  resonance at  $E_{\text{CM}}= 45.7$  MeV is essentially carried away in the inelastic channels by the  $^{24}\text{Mg}$   $2^+_{11}$  and  $4^+_{11}$  states. It is known that for the  $^{24}\text{Mg} + ^{24}\text{Mg}$  reaction the elastic and inelastic channels are ten times stronger than the  $\alpha$  transfer channels and that all the direct reaction channels absorb only 30% of the resonance flux [2]. We propose therefore in an upcoming experiment to search for the missing resonance flux in the  $^{24}\text{Mg}(^{24}\text{Mg}, 2\alpha \text{ or } ^8\text{Be})^{40}\text{Ca}$  fusion evaporation channels feeding the deformed and superdeformed bands in  $^{40}\text{Ca}$ . In the case of selective feeding, this would clearly establish a link between the  $^{48}\text{Cr}$  molecular state and the  $^{40}\text{Ca}$  superdeformed states.

## REFERENCES

1. R.W. Zurmühle et al., Phys. Lett. B129 (1983) 384.
2. A.H. Wuosmaa et al., Phys. Rev. C41 (1990) 2666.
3. A.M. Stefanini et al., Nucl. Phys. A701 (2002) 217.
4. A. Gadea et al., Eur. Phys. J. A20 (2004) 193.
5. E. Uegaki and Y. Abe, Phys. Lett. B231 (1989) 28, E. Uegaki, Prog. Theo. Phys. Suppl. 132 (1998) 135.