



HAL
open science

Direct observation of the strange b baryon Ξ_b^-

V.M. Abazov, B. Abbott, M. Abolins, B.S. Acharya, M. Adams, T. Adams, E. Aguilo, S.H. Ahn, M. Ahsan, G.D. Alexeev, et al.

► **To cite this version:**

V.M. Abazov, B. Abbott, M. Abolins, B.S. Acharya, M. Adams, et al. Direct observation of the strange b baryon Ξ_b^- . Physical Review Letters, 2007, 99, pp.052001. 10.1103/PhysRevLett.99.052001 . in2p3-00154203

HAL Id: in2p3-00154203

<https://hal.in2p3.fr/in2p3-00154203>

Submitted on 25 Sep 2023

HAL is a multi-disciplinary open access archive for the deposit and dissemination of scientific research documents, whether they are published or not. The documents may come from teaching and research institutions in France or abroad, or from public or private research centers.

L'archive ouverte pluridisciplinaire **HAL**, est destinée au dépôt et à la diffusion de documents scientifiques de niveau recherche, publiés ou non, émanant des établissements d'enseignement et de recherche français ou étrangers, des laboratoires publics ou privés.

Direct observation of the strange b baryon Ξ_b^-

V.M. Abazov³⁵, B. Abbott⁷⁵, M. Abolins⁶⁵, B.S. Acharya²⁸, M. Adams⁵¹, T. Adams⁴⁹, E. Aguilo⁵, S.H. Ahn³⁰, M. Ahsan⁵⁹, G.D. Alexeev³⁵, G. Alkhazov³⁹, A. Alton^{64,*}, G. Alverson⁶³, G.A. Alves², M. Anastasoie³⁴, L.S. Ancu³⁴, T. Andeen⁵³, S. Anderson⁴⁵, B. Andrieu¹⁶, M.S. Anzelc⁵³, Y. Arnaud¹³, M. Arov⁶⁰, M. Arthaud¹⁷, A. Askew⁴⁹, B. Åsman⁴⁰, A.C.S. Assis Jesus³, O. Atramentov⁴⁹, C. Autermann²⁰, C. Avila⁷, C. Ay²³, F. Badaud¹², A. Baden⁶¹, L. Bagby⁵², B. Baldin⁵⁰, D.V. Bandurin⁵⁹, S. Banerjee²⁸, P. Banerjee²⁸, E. Barberis⁶³, A.-F. Barfuss¹⁴, P. Bargassa⁸⁰, P. Baringer⁵⁸, J. Barreto², J.F. Bartlett⁵⁰, U. Bassler¹⁶, D. Bauer⁴³, S. Beale⁵, A. Bean⁵⁸, M. Begalli³, M. Begel⁷¹, C. Belanger-Champagne⁴⁰, L. Bellantoni⁵⁰, A. Bellavance⁵⁰, J.A. Benitez⁶⁵, S.B. Beri²⁶, G. Bernardi¹⁶, R. Bernhard²², L. Berntzon¹⁴, I. Bertram⁴², M. Besançon¹⁷, R. Beuselinck⁴³, V.A. Bezzubov³⁸, P.C. Bhat⁵⁰, V. Bhatnagar²⁶, C. Biscarat¹⁹, G. Blazey⁵², F. Blekman⁴³, S. Blessing⁴⁹, D. Bloch¹⁸, K. Bloom⁶⁷, A. Boehnlein⁵⁰, D. Boline⁶², T.A. Bolton⁵⁹, G. Borisso⁴², K. Bos³³, T. Bose⁷⁷, A. Brandt⁷⁸, R. Brock⁶⁵, G. Brooijmans⁷⁰, A. Bross⁵⁰, D. Brown⁷⁸, N.J. Buchanan⁴⁹, D. Buchholz⁵³, M. Buehler⁸¹, V. Buescher²¹, S. Burdin^{42,¶}, S. Burke⁴⁵, T.H. Burnett⁸², C.P. Buszello⁴³, J.M. Butler⁶², P. Calfayan²⁴, S. Calvet¹⁴, J. Cammin⁷¹, S. Caron³³, W. Carvalho³, B.C.K. Casey⁷⁷, N.M. Cason⁵⁵, H. Castilla-Valdez³², S. Chakrabarti¹⁷, D. Chakraborty⁵², K.M. Chan⁵⁵, K. Chan⁵, A. Chandra⁴⁸, F. Charles¹⁸, E. Cheu⁴⁵, F. Chevallier¹³, D.K. Cho⁶², S. Choi³¹, B. Choudhary²⁷, L. Christofek⁷⁷, T. Christoudias⁴³, S. Cihangir⁵⁰, D. Claes⁶⁷, C. Clément⁴⁰, B. Clément¹⁸, Y. Coadou⁵, M. Cooke⁸⁰, W.E. Cooper⁵⁰, M. Corcoran⁸⁰, F. Couderc¹⁷, M.-C. Cousinou¹⁴, S. Crépe-Renaudin¹³, D. Cutts⁷⁷, M. Ćwiok²⁹, H. da Motta², A. Das⁶², G. Davies⁴³, K. De⁷⁸, S.J. de Jong³⁴, P. de Jong³³, E. De La Cruz-Burelo⁶⁴, C. De Oliveira Martins³, J.D. Degenhardt⁶⁴, F. Déliot¹⁷, M. Demarteau⁵⁰, R. Demina⁷¹, D. Denisov⁵⁰, S.P. Denisov³⁸, S. Desai⁵⁰, H.T. Diehl⁵⁰, M. Diesburg⁵⁰, A. Dominguez⁶⁷, H. Dong⁷², L.V. Dudko³⁷, L. Duflo¹⁵, S.R. Dugad²⁸, D. Duggan⁴⁹, A. Duperrin¹⁴, J. Dyer⁶⁵, A. Dyshkant⁵², M. Eads⁶⁷, D. Edmunds⁶⁵, J. Ellison⁴⁸, V.D. Elvira⁵⁰, Y. Enari⁷⁷, S. Eno⁶¹, P. Ermolov³⁷, H. Evans⁵⁴, A. Evdokimov⁷³, V.N. Evdokimov³⁸, A.V. Ferapontov⁵⁹, T. Ferbel⁷¹, F. Fiedler²⁴, F. Filthaut³⁴, W. Fisher⁵⁰, H.E. Fisk⁵⁰, M. Ford⁴⁴, M. Fortner⁵², H. Fox²², S. Fu⁵⁰, S. Fuess⁵⁰, T. Gadfort⁸², C.F. Galea³⁴, E. Gallas⁵⁰, E. Galyaev⁵⁵, C. Garcia⁷¹, A. Garcia-Bellido⁸², V. Gavrilo³⁶, P. Gay¹², W. Geist¹⁸, D. Gelé¹⁸, C.E. Gerber⁵¹, Y. Gershtein⁴⁹, D. Gillberg⁵, G. Gintler⁷¹, N. Gollub⁴⁰, B. Gómez⁷, A. Goussiou⁵⁵, P.D. Grannis⁷², H. Greenlee⁵⁰, Z.D. Greenwood⁶⁰, E.M. Gregores⁴, G. Grenier¹⁹, Ph. Gris¹², J.-F. Grivaz¹⁵, A. Grohsjean²⁴, S. Grünendahl⁵⁰, M.W. Grünewald²⁹, J. Guo⁷², F. Guo⁷², P. Gutierrez⁷⁵, G. Gutierrez⁵⁰, A. Haas⁷⁰, N.J. Hadley⁶¹, P. Haefner²⁴, S. Hagopian⁴⁹, J. Haley⁶⁸, I. Hall⁷⁵, R.E. Hall⁴⁷, L. Han⁶, K. Hanagaki⁵⁰, P. Hansson⁴⁰, K. Harder⁴⁴, A. Harel⁷¹, R. Harrington⁶³, J.M. Hauptman⁵⁷, R. Hauser⁶⁵, J. Hays⁴³, T. Hebbeker²⁰, D. Hedin⁵², J.G. Hegeman³³, J.M. Heinmiller⁵¹, A.P. Heinson⁴⁸, U. Heintz⁶², C. Hensel⁵⁸, K. Herner⁷², G. Hesketh⁶³, M.D. Hildreth⁵⁵, R. Hirosky⁸¹, J.D. Hobbs⁷², B. Hoeneisen¹¹, H. Hoeth²⁵, M. Hohlfeld²¹, S.J. Hong³⁰, R. Hooper⁷⁷, S. Hossain⁷⁵, P. Houben³³, Y. Hu⁷², Z. Hubacek⁹, V. Hynek⁸, I. Iashvili⁶⁹, R. Illingworth⁵⁰, A.S. Ito⁵⁰, S. Jabeen⁶², M. Jaffré¹⁵, S. Jain⁷⁵, K. Jakobs²², C. Jarvis⁶¹, R. Jesik⁴³, K. Johns⁴⁵, C. Johnson⁷⁰, M. Johnson⁵⁰, A. Jonckheere⁵⁰, P. Jonsson⁴³, A. Juste⁵⁰, D. Käfer²⁰, S. Kahn⁷³, E. Kajfasz¹⁴, A.M. Kalinin³⁵, J.R. Kalk⁶⁵, J.M. Kalk⁶⁰, S. Kappler²⁰, D. Karmanov³⁷, J. Kasper⁶², P. Kasper⁵⁰, I. Katsanos⁷⁰, D. Kau⁴⁹, R. Kaur²⁶, V. Kaushik⁷⁸, R. Kehoe⁷⁹, S. Kermiche¹⁴, N. Khalatyan³⁸, A. Khanov⁷⁶, A. Kharchilava⁶⁹, Y.M. Khazdheev³⁵, D. Khatidze⁷⁰, H. Kim³¹, T.J. Kim³⁰, M.H. Kirby³⁴, M. Kirsch²⁰, B. Klima⁵⁰, J.M. Kohli²⁶, J.-P. Konrath²², M. Kopal⁷⁵, V.M. Korablev³⁸, B. Kothari⁷⁰, A.V. Kozelov³⁸, D. Krop⁵⁴, A. Kryemadhi⁸¹, T. Kuhl²³, A. Kumar⁶⁹, S. Kunori⁶¹, A. Kupco¹⁰, T. Kurča¹⁹, J. Kvita⁸, F. Lacroix¹², D. Lam⁵⁵, S. Lammers⁷⁰, G. Landsberg⁷⁷, J. Lazoflores⁴⁹, P. Lebrun¹⁹, W.M. Lee⁵⁰, A. Leflat³⁷, F. Lehner⁴¹, J. Lellouch¹⁶, V. Lesne¹², J. Leveque⁴⁵, P. Lewis⁴³, J. Li⁷⁸, Q.Z. Li⁵⁰, L. Li⁴⁸, S.M. Lietti⁴, J.G.R. Lima⁵², D. Lincoln⁵⁰, J. Linnemann⁶⁵, V.V. Lipaev³⁸, R. Lipton⁵⁰, Y. Liu⁶, Z. Liu⁵, L. Lobo⁴³, A. Lobodenko³⁹, M. Lokajicek¹⁰, A. Lounis¹⁸, P. Love⁴², H.J. Lubatti⁸², A.L. Lyon⁵⁰, A.K.A. Maciel², D. Mackin⁸⁰, R.J. Madaras⁴⁶, P. Mättig²⁵, C. Magass²⁰, A. Magerkurth⁶⁴, N. Makovec¹⁵, P.K. Mal⁵⁵, H.B. Malbouisson³, S. Malik⁶⁷, V.L. Malyshev³⁵, H.S. Mao⁵⁰, Y. Maravin⁵⁹, B. Martin¹³, R. McCarthy⁷², A. Melnitchouk⁶⁶, A. Mendes¹⁴, L. Mendoza⁷, P.G. Mercadante⁴, Y.P. Merkov³⁵, M. Merkin³⁷, K.W. Merritt⁵⁰, J. Meyer²¹, A. Meyer²⁰, M. Michaut¹⁷, T. Millet¹⁹, J. Mitrevski⁷⁰, J. Molina³, R.K. Mommsen⁴⁴, N.K. Mondal²⁸, R.W. Moore⁵, T. Moulik⁵⁸, G.S. Muanza¹⁹, M. Mulders⁵⁰, M. Mulhearn⁷⁰, O. Mundal²¹, L. Mundim³, E. Nagy¹⁴, M. Naimuddin⁵⁰, M. Narain⁷⁷, N.A. Naumann³⁴, H.A. Neal⁶⁴, J.P. Negret⁷, P. Neustroev³⁹, H. Nilsen²²,

A. Nomerotski⁵⁰, S.F. Novaes⁴, T. Nunnemann²⁴, V. O'Dell⁵⁰, D.C. O'Neil⁵, G. Obrant³⁹, C. Ochando¹⁵,
D. Onoprienko⁵⁹, N. Oshima⁵⁰, J. Osta⁵⁵, R. Otec⁹, G.J. Otero y Garzón⁵¹, M. Owen⁴⁴, P. Padley⁸⁰,
M. Pangilinan⁷⁷, G. Panov³⁵, N. Parashar⁵⁶, S.-J. Park⁷¹, S.K. Park³⁰, J. Parsons⁷⁰, R. Partridge⁷⁷, N. Parua⁵⁴,
A. Patwa⁷³, G. Pawloski⁸⁰, B. Penning²², P.M. Perea⁴⁸, K. Peters⁴⁴, Y. Peters²⁵, P. Pétrouff¹⁵, M. Petteni⁴³,
R. Piegaia¹, J. Piper⁶⁵, M.-A. Pleier²¹, P.L.M. Podesta-Lerma^{32,§}, V.M. Podstavkov⁵⁰, Y. Pogorelov⁵⁵, M.-E. Pol²,
P. Polozov³⁶, A. Pompo[~], B.G. Pope⁶⁵, A.V. Popov³⁸, C. Potter⁵, W.L. Prado da Silva³, H.B. Prosper⁴⁹,
S. Protopopescu⁷³, J. Qian⁶⁴, A. Quadt²¹, B. Quinn⁶⁶, A. Rakitine⁴², M.S. Rangel², K.J. Rani²⁸, K. Ranjan²⁷,
P.N. Ratoff⁴², P. Renkel⁷⁹, S. Reucroft⁶³, P. Rich⁴⁴, M. Rijssenbeek⁷², I. Ripp-Baudot¹⁸, F. Rizatdinova⁷⁶,
S. Robinson⁴³, R.F. Rodrigues³, C. Royon¹⁷, A. Rozhdestvenski³⁵, P. Rubinov⁵⁰, R. Ruchti⁵⁵, G. Safronov³⁶,
G. Sajot¹³, A. Sánchez-Hernández³², M.P. Sanders¹⁶, A. Santoro³, G. Savage⁵⁰, L. Sawyer⁶⁰, T. Scanlon⁴³,
D. Schaile²⁴, R.D. Schamberger⁷², Y. Scheglov³⁹, H. Schellman⁵³, P. Schieferdecker²⁴, T. Schliephake²⁵,
C. Schmitt²⁵, C. Schwanenberger⁴⁴, A. Schwartzman⁶⁸, R. Schwienhorst⁶⁵, J. Sekaric⁴⁹, S. Sengupta⁴⁹,
H. Severini⁷⁵, E. Shabalina⁵¹, M. Shamim⁵⁹, V. Shary¹⁷, A.A. Shchukin³⁸, R.K. Shivpuri²⁷, D. Shpakov⁵⁰,
V. Siccaldi¹⁸, V. Simak⁹, V. Sirotenko⁵⁰, P. Skubic⁷⁵, P. Slattery⁷¹, D. Smirnov⁵⁵, R.P. Smith⁵⁰, J. Snow⁷⁴,
G.R. Snow⁶⁷, S. Snyder⁷³, S. Söldner-Rembold⁴⁴, L. Sonnenschein¹⁶, A. Sopczak⁴², M. Sosebee⁷⁸, K. Soustruznik⁸,
M. Souza², B. Spurlock⁷⁸, J. Stark¹³, J. Steele⁶⁰, V. Stolin³⁶, A. Stone⁵¹, D.A. Stoyanova³⁸, J. Strandberg⁶⁴,
S. Strandberg⁴⁰, M.A. Strang⁶⁹, M. Strauss⁷⁵, E. Strauss⁷², R. Ströhmer²⁴, D. Strom⁵³, M. Strovink⁴⁶, L. Stutte⁵⁰,
S. Sumowidagdo⁴⁹, P. Svoisky⁵⁵, A. Sznajder³, M. Talby¹⁴, P. Tamburello⁴⁵, A. Tanasijczuk¹, W. Taylor⁵,
P. Telford⁴⁴, J. Temple⁴⁵, B. Tiller²⁴, F. Tissandier¹², M. Titov¹⁷, V.V. Tokmenin³⁵, M. Tomoto⁵⁰, T. Toole⁶¹,
I. Torchiani²², T. Trefzger²³, D. Tsybychev⁷², B. Tuchming¹⁷, C. Tully⁶⁸, P.M. Tuts⁷⁰, R. Unalan⁶⁵, S. Uvarov³⁹,
L. Uvarov³⁹, S. Uzunyan⁵², B. Vachon⁵, P.J. van den Berg³³, B. van Eijk³³, R. Van Kooten⁵⁴, W.M. van Leeuwen³³,
N. Varelas⁵¹, E.W. Varnes⁴⁵, A. Vartapetian⁷⁸, I.A. Vasilyev³⁸, M. Vaupel²⁵, P. Verdier¹⁹, L.S. Vertogradov³⁵,
Y. Vertogradova³⁵, M. Verzocchi⁵⁰, F. Villeneuve-Segulier⁴³, P. Vint⁴³, P. Vokac⁹, E. Von Toerne⁵⁹,
M. Voutilainen^{67,‡}, M. Vreeswijk³³, R. Wagner⁶⁸, H.D. Wahl⁴⁹, L. Wang⁶¹, M.H.L.S Wang⁵⁰, J. Warchol⁵⁵,
G. Watts⁸², M. Wayne⁵⁵, M. Weber⁵⁰, G. Weber²³, H. Weerts⁶⁵, A. Wenger^{22,#}, N. Wermes²¹, M. Wetstein⁶¹,
A. White⁷⁸, D. Wicke²⁵, G.W. Wilson⁵⁸, S.J. Wimpenny⁴⁸, M. Wobisch⁶⁰, D.R. Wood⁶³, T.R. Wyatt⁴⁴,
Y. Xie⁷⁷, S. Yacoub⁵³, R. Yamada⁵⁰, M. Yan⁶¹, T. Yasuda⁵⁰, Y.A. Yatsunenko³⁵, K. Yip⁷³, H.D. Yoo⁷⁷,
S.W. Youn⁵³, J. Yu⁷⁸, C. Yu¹³, A. Yurkewicz⁷², A. Zatserklyaniy⁵², C. Zeitnitz²⁵, D. Zhang⁵⁰, T. Zhao⁸²,
B. Zhou⁶⁴, J. Zhu⁷², M. Zielinski⁷¹, D. Zieminska⁵⁴, A. Zieminski⁵⁴, L. Zivkovic⁷⁰, V. Zutshi⁵², and E.G. Zverev³⁷

(The DØ Collaboration)

¹Universidad de Buenos Aires, Buenos Aires, Argentina

²LAFEX, Centro Brasileiro de Pesquisas Físicas, Rio de Janeiro, Brazil

³Universidade do Estado do Rio de Janeiro, Rio de Janeiro, Brazil

⁴Instituto de Física Teórica, Universidade Estadual Paulista, São Paulo, Brazil

⁵University of Alberta, Edmonton, Alberta, Canada,

Simon Fraser University, Burnaby, British Columbia,

Canada, York University, Toronto, Ontario, Canada,

and McGill University, Montreal, Quebec, Canada

⁶University of Science and Technology of China, Hefei, People's Republic of China

⁷Universidad de los Andes, Bogotá, Colombia

⁸Center for Particle Physics, Charles University, Prague, Czech Republic

⁹Czech Technical University, Prague, Czech Republic

¹⁰Center for Particle Physics, Institute of Physics,
Academy of Sciences of the Czech Republic, Prague, Czech Republic

¹¹Universidad San Francisco de Quito, Quito, Ecuador

¹²Laboratoire de Physique Corpusculaire, IN2P3-CNRS,
Université Blaise Pascal, Clermont-Ferrand, France

¹³Laboratoire de Physique Subatomique et de Cosmologie,
IN2P3-CNRS, Université de Grenoble 1, Grenoble, France

¹⁴CPPM, IN2P3-CNRS, Université de la Méditerranée, Marseille, France

¹⁵Laboratoire de l'Accélérateur Linéaire, IN2P3-CNRS et Université Paris-Sud, Orsay, France

¹⁶LPNHE, IN2P3-CNRS, Universités Paris VI and VII, Paris, France

¹⁷DAPNIA/Service de Physique des Particules, CEA, Saclay, France

¹⁸IPHC, Université Louis Pasteur et Université de Haute Alsace, CNRS, IN2P3, Strasbourg, France

¹⁹IPNL, Université Lyon 1, CNRS/IN2P3, Villeurbanne, France and Université de Lyon, Lyon, France

²⁰III. Physikalisches Institut A, RWTH Aachen, Aachen, Germany

- ²¹ *Physikalisches Institut, Universität Bonn, Bonn, Germany*
- ²² *Physikalisches Institut, Universität Freiburg, Freiburg, Germany*
- ²³ *Institut für Physik, Universität Mainz, Mainz, Germany*
- ²⁴ *Ludwig-Maximilians-Universität München, München, Germany*
- ²⁵ *Fachbereich Physik, University of Wuppertal, Wuppertal, Germany*
- ²⁶ *Panjab University, Chandigarh, India*
- ²⁷ *Delhi University, Delhi, India*
- ²⁸ *Tata Institute of Fundamental Research, Mumbai, India*
- ²⁹ *University College Dublin, Dublin, Ireland*
- ³⁰ *Korea Detector Laboratory, Korea University, Seoul, Korea*
- ³¹ *SungKyunKwan University, Suwon, Korea*
- ³² *CINVESTAV, Mexico City, Mexico*
- ³³ *FOM-Institute NIKHEF and University of Amsterdam/NIKHEF, Amsterdam, The Netherlands*
- ³⁴ *Radboud University Nijmegen/NIKHEF, Nijmegen, The Netherlands*
- ³⁵ *Joint Institute for Nuclear Research, Dubna, Russia*
- ³⁶ *Institute for Theoretical and Experimental Physics, Moscow, Russia*
- ³⁷ *Moscow State University, Moscow, Russia*
- ³⁸ *Institute for High Energy Physics, Protvino, Russia*
- ³⁹ *Petersburg Nuclear Physics Institute, St. Petersburg, Russia*
- ⁴⁰ *Lund University, Lund, Sweden, Royal Institute of Technology and Stockholm University, Stockholm, Sweden, and Uppsala University, Uppsala, Sweden*
- ⁴¹ *Physik Institut der Universität Zürich, Zürich, Switzerland*
- ⁴² *Lancaster University, Lancaster, United Kingdom*
- ⁴³ *Imperial College, London, United Kingdom*
- ⁴⁴ *University of Manchester, Manchester, United Kingdom*
- ⁴⁵ *University of Arizona, Tucson, Arizona 85721, USA*
- ⁴⁶ *Lawrence Berkeley National Laboratory and University of California, Berkeley, California 94720, USA*
- ⁴⁷ *California State University, Fresno, California 93740, USA*
- ⁴⁸ *University of California, Riverside, California 92521, USA*
- ⁴⁹ *Florida State University, Tallahassee, Florida 32306, USA*
- ⁵⁰ *Fermi National Accelerator Laboratory, Batavia, Illinois 60510, USA*
- ⁵¹ *University of Illinois at Chicago, Chicago, Illinois 60607, USA*
- ⁵² *Northern Illinois University, DeKalb, Illinois 60115, USA*
- ⁵³ *Northwestern University, Evanston, Illinois 60208, USA*
- ⁵⁴ *Indiana University, Bloomington, Indiana 47405, USA*
- ⁵⁵ *University of Notre Dame, Notre Dame, Indiana 46556, USA*
- ⁵⁶ *Purdue University Calumet, Hammond, Indiana 46323, USA*
- ⁵⁷ *Iowa State University, Ames, Iowa 50011, USA*
- ⁵⁸ *University of Kansas, Lawrence, Kansas 66045, USA*
- ⁵⁹ *Kansas State University, Manhattan, Kansas 66506, USA*
- ⁶⁰ *Louisiana Tech University, Ruston, Louisiana 71272, USA*
- ⁶¹ *University of Maryland, College Park, Maryland 20742, USA*
- ⁶² *Boston University, Boston, Massachusetts 02215, USA*
- ⁶³ *Northeastern University, Boston, Massachusetts 02115, USA*
- ⁶⁴ *University of Michigan, Ann Arbor, Michigan 48109, USA*
- ⁶⁵ *Michigan State University, East Lansing, Michigan 48824, USA*
- ⁶⁶ *University of Mississippi, University, Mississippi 38677, USA*
- ⁶⁷ *University of Nebraska, Lincoln, Nebraska 68588, USA*
- ⁶⁸ *Princeton University, Princeton, New Jersey 08544, USA*
- ⁶⁹ *State University of New York, Buffalo, New York 14260, USA*
- ⁷⁰ *Columbia University, New York, New York 10027, USA*
- ⁷¹ *University of Rochester, Rochester, New York 14627, USA*
- ⁷² *State University of New York, Stony Brook, New York 11794, USA*
- ⁷³ *Brookhaven National Laboratory, Upton, New York 11973, USA*
- ⁷⁴ *Langston University, Langston, Oklahoma 73050, USA*
- ⁷⁵ *University of Oklahoma, Norman, Oklahoma 73019, USA*
- ⁷⁶ *Oklahoma State University, Stillwater, Oklahoma 74078, USA*
- ⁷⁷ *Brown University, Providence, Rhode Island 02912, USA*
- ⁷⁸ *University of Texas, Arlington, Texas 76019, USA*
- ⁷⁹ *Southern Methodist University, Dallas, Texas 75275, USA*
- ⁸⁰ *Rice University, Houston, Texas 77005, USA*
- ⁸¹ *University of Virginia, Charlottesville, Virginia 22901, USA and*
- ⁸² *University of Washington, Seattle, Washington 98195, USA*

(Dated: November 4, 2018)

We report the first direct observation of the strange b baryon Ξ_b^- (Ξ_b^+). We reconstruct the decay $\Xi_b^- \rightarrow J/\psi \Xi^-$, with $J/\psi \rightarrow \mu^+ \mu^-$, and $\Xi^- \rightarrow \Lambda \pi^- \rightarrow p \pi^- \pi^-$ in $p\bar{p}$ collisions at $\sqrt{s} = 1.96$ TeV. Using 1.3 fb^{-1} of data collected by the D0 detector, we observe 15.2 ± 4.4 (stat.) $^{+1.9}_{-0.4}$ (syst.) Ξ_b^- candidates at a mass of 5.774 ± 0.011 (stat.) ± 0.015 (syst.) GeV. The significance of the observed signal is 5.5σ , equivalent to a probability of 3.3×10^{-8} of it arising from a background fluctuation. Normalizing to the decay $\Lambda_b \rightarrow J/\psi \Lambda$, we measure the relative rate

$$\frac{\sigma(\Xi_b^-) \times \mathcal{B}(\Xi_b^- \rightarrow J/\psi \Xi^-)}{\sigma(\Lambda_b) \times \mathcal{B}(\Lambda_b \rightarrow J/\psi \Lambda)} = 0.28 \pm 0.09 \text{ (stat.)}_{-0.08}^{+0.09} \text{ (syst.)}.$$

PACS numbers: 14.20.-c, 14.20.Mr, 14.65.Fy

The quark model of hadrons [1] predicts the existence of a number of baryons containing b quarks, with a hierarchical structure similar to that of charmed baryons. Despite significant progress in studying b hadrons over the last decade, only the Λ_b (udb) b baryon has been directly observed. The Ξ_b^- (dsb) (charge conjugate states are assumed throughout this Letter) is a strange b baryon made of valence quarks from all three known generations of fermions and is expected to decay through the weak interaction. Theoretical calculations of heavy quark effective theory [2] and nonrelativistic QCD [3] predict the Ξ_b^- mass in the range $5.7 - 5.8$ GeV [4].

Experiments at the CERN LEP e^+e^- collider have reported indirect evidence of the Ξ_b^- baryon based on an excess of same-sign $\Xi^- \ell^-$ events in jets [5]. Interpreting the excess as the semi-inclusive $\Xi_b^- \rightarrow \Xi^- \ell^- \bar{\nu}_\ell X$ decay, the average lifetime of the Ξ_b^- is $1.42^{+0.28}_{-0.24}$ ps [6]. In this Letter, we report the first direct observation of the Ξ_b^- baryon, fully reconstructed in an exclusive decay. We observe the decay $\Xi_b^- \rightarrow J/\psi \Xi^-$, with $J/\psi \rightarrow \mu^+ \mu^-$, $\Xi^- \rightarrow \Lambda \pi^-$, and $\Lambda \rightarrow p \pi^-$. The analysis is based on a data sample of 1.3 fb^{-1} integrated luminosity collected in $p\bar{p}$ collisions at $\sqrt{s} = 1.96$ TeV with the D0 detector at the Fermilab Tevatron collider during 2002 – 2006.

The D0 detector is described in detail elsewhere [7]. The components most relevant to this analysis are the central tracking system and the muon spectrometer. The central tracking system consists of a silicon microstrip tracker (SMT) and a central fiber tracker (CFT) that are surrounded by a 2 T superconducting solenoid. The SMT is optimized for tracking and vertexing for the pseudorapidity region $|\eta| < 3$ ($\eta = -\ln[\tan(\theta/2)]$ and θ is the polar angle) while the CFT has coverage for $|\eta| < 2$. Liquid-argon and uranium calorimeters in a central and two end-cap cryostats cover the pseudorapidity region $|\eta| < 4.2$. The muon spectrometer is located outside the calorimeter and covers the pseudorapidity region $|\eta| < 2$. It comprises a layer of drift tubes and scintillator trigger counters in front of 1.8 T iron toroids followed by two similar layers behind the toroids.

The topology of $\Xi_b^- \rightarrow J/\psi \Xi^- \rightarrow J/\psi \Lambda \pi^-$ decay (see Fig. 1) is similar to that of the $\Lambda_b \rightarrow J/\psi \Lambda$ decay; therefore, the reconstruction of the J/ψ and Λ and their selection discussed below are guided by the strategies ap-

plied to the Λ_b lifetime measurement in D0 [8]. They are then validated with simulated Monte Carlo (MC) Ξ_b^- events. The PYTHIA MC program [9] is used to generate Ξ_b^- signal events while the EVTGEN program [10] is used to simulate Ξ_b^- decays. The Ξ_b^- mass and lifetime are set to be 5.840 GeV and 1.33 ps respectively, their default values in these programs. The generated events are subjected to the same reconstruction and selection programs as the data after passing through the D0 detector simulation based on the GEANT package [11]. MC events are reweighted using the weights determined by matching transverse momentum (p_T) distributions of J/ψ , proton and pion from the $\Lambda_b \rightarrow J/\psi \Lambda \rightarrow J/\psi p \pi^-$ decays in MC to those observed in the data.

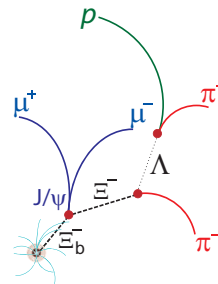


FIG. 1: Schematic of the $\Xi_b^- \rightarrow J/\psi \Xi^- \rightarrow J/\psi \Lambda \pi^- \rightarrow (\mu^+ \mu^-) (p \pi^-) \pi^-$ decay topology. The Λ and Ξ^- baryons have decay lengths of the order of cm; the Ξ_b^- has an expected decay length of the order of mm.

$J/\psi \rightarrow \mu^+ \mu^-$ decays are reconstructed from two oppositely charged muons that have a common vertex. Muons are identified by matching tracks reconstructed in the central tracking system with either track segments in the muon spectrometer or calorimeter energies consistent with the muon trajectory. They are required to have $p_T > 1.5$ GeV and at least one of them must be reconstructed in each of the three muon drift tube layers. The dimuon invariant mass $M(\mu^+ \mu^-)$ is required to be in the range $2.5 - 3.6$ GeV. In addition, events must have at least one reconstructed primary vertex of the $p\bar{p}$ interaction. If two or more vertices are reconstructed, the one closest to the reconstructed Ξ_b^- vertex (see below) is used. Events containing a J/ψ candidate are reprocessed with a version of the track reconstruction algorithm that improves the efficiency for tracks with low p_T

and high impact parameters. Consequently, the efficiencies for K_S^0 , Λ , and Ξ^- reconstruction are significantly increased. Figure 2(a) shows the invariant mass distributions of the reconstructed Ξ^- candidates (see below) before and after the reprocessing. The reprocessing increases the Ξ^- yield by approximately a factor of 5.5. For further analysis, $J/\psi \rightarrow \mu^+\mu^-$ candidates are required to have mass $2.80 < M(\mu^+\mu^-) < 3.35$ GeV and $p_T > 5$ GeV. The mass windows here and below are chosen to be approximately $\pm 5\sigma$ and the p_T requirement ensures that the selected J/ψ candidates are above the sharp turn-on of the detector and trigger acceptances.

$\Lambda \rightarrow p\pi^-$ candidates are formed from two oppositely charged tracks that originate from a common vertex. The track with the higher p_T is assumed to be the proton. MC studies show that this assignment gives nearly 100% correct combination. The invariant mass of the $p\pi^-$ pair must have a mass between 1.105 and 1.125 GeV. The two tracks are required to have a total of no more than two hits in the tracking detector before the reconstructed $p\pi^-$ vertex. Furthermore, the impact parameter significance (the impact parameter with respect to the event vertex divided by its uncertainty) must exceed three for both tracks and exceed four for at least one of them. These selection cuts are the same as those in Ref. [8].

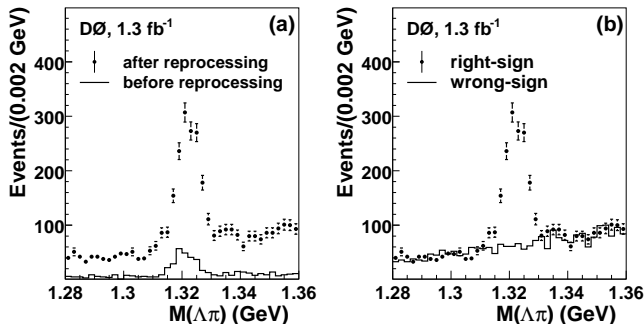


FIG. 2: Invariant mass distributions of the $\Lambda\pi$ pair before the Ξ_b^- reconstruction for (a) the right-sign $\Lambda\pi^-$ combinations before and after reprocessing and (b) the right-sign $\Lambda\pi^-$ and wrong-sign $\Lambda\pi^+$ combinations after reprocessing. The reprocessing significantly increases the Ξ^- yield. Fits to the post-reprocessing distributions of the right-sign combination with a Gaussian signal and a first-order polynomial background yield 603 ± 34 Ξ^- 's and 548 ± 31 Ξ^+ 's.

The Λ candidates are then combined with negatively charged tracks (assumed to be pions) to form $\Xi^- \rightarrow \Lambda\pi^-$ decay candidates. The pion must have an impact parameter significance greater than three. The Λ and the pion are required to have a common vertex. For both Λ and Ξ^- candidates, the distance between the event vertex and its decay vertex is required to exceed four times its uncertainty. Moreover, the uncertainty of the distance between the production vertex and its decay vertex (de-

cay length) in the transverse plane (the plane perpendicular to the beam direction) must be less than 0.5 cm. These two requirements reduce combinatoric and track mismeasurement backgrounds.

The two pions from $\Xi^- \rightarrow \Lambda\pi^- \rightarrow (p\pi^-)\pi^-$ decays (right-sign) have the same charge. Consequently, the combination $\Lambda\pi^+$ (wrong-sign) events form an ideal control sample for background studies. Figure 2(b) compares mass distributions of the right-sign $\Lambda\pi^-$ and the wrong-sign $\Lambda\pi^+$ combinations. The Ξ^- mass peak is evident in the distribution of the right-sign events. A $\Lambda\pi^-$ pair is considered to be a Ξ^- candidate if its mass is within the range $1.305 < M(\Lambda\pi^-) < 1.340$ GeV.

$\Xi_b^- \rightarrow J/\psi \Xi^-$ decay candidates are formed from J/ψ and Ξ^- pairs that originate from a common vertex and have an opening angle in the transverse plane less than $\pi/2$ rad. The uncertainty of the proper decay length of the $J/\psi \Xi^-$ vertex must be less than 0.05 cm in the transverse plane. A total of 2308 events remains after this preselection. The wrong-sign events are subjected to the same preselection as the right-sign events. A total of 1124 wrong-sign events is selected as the control sample.

Several distinctive features of the $\Xi_b^- \rightarrow J/\psi \Xi^- \rightarrow J/\psi \Lambda\pi^- \rightarrow (\mu^+\mu^-) (p\pi^-)\pi^-$ decay are utilized to further suppress backgrounds. The wrong-sign background events from the data and MC signal Ξ_b^- events are used for studying additional event selection criteria. Protons and pions from the Ξ^- decays of the Ξ_b^- events are expected to have higher momenta than those from most of the background processes. Therefore, protons are required to have $p_T > 0.7$ GeV. Similarly, minimum p_T requirements of 0.3 and 0.2 GeV are imposed on pions from Λ and Ξ^- decays, respectively. These requirements remove 91.6% of the wrong-sign background events while keeping 68.7% of the MC Ξ_b^- signal events. Backgrounds from combinatorics and other b hadrons are reduced by using topological decay information. Contamination from decays such as $B^- \rightarrow J/\psi K^{*-} \rightarrow J/\psi K_S^0\pi^-$ and $B^0 \rightarrow J/\psi K^{*-}\pi^+ \rightarrow J/\psi (K_S^0\pi^-)\pi^+$ are suppressed by requiring the Ξ^- candidates to have decay lengths greater than 0.5 cm and $\cos(\theta_{\text{col}}) > 0.99$, as the Ξ^- baryons in MC have an average decay length of 4.8 cm. Here θ_{col} is the angle between the Ξ^- direction and the direction from the Ξ^- production vertex to its decay vertex in the transverse plane. These two requirements on the Ξ^- reduce the background by an additional 56.4%, while removing only 1.7% of the MC signal events. The contribution from the Ω_b^- baryon is estimated to be negligible. Finally, Ξ_b^- baryons are expected to have a sizable lifetime. To reduce prompt backgrounds, the transverse proper decay length significance of the Ξ_b^- candidates is required to be greater than two. This final criterion retains 83.1% of the MC signal events but only 43.9% of the remaining background events.

In the data, 51 events with the Ξ_b^- candidate mass between 5.2 and 7.0 GeV pass all selection criteria. The

mass range is chosen to be wide enough to encompass masses of all known b hadrons as well as the predicted mass of the Ξ_b^- baryon. The candidate mass, $M(\Xi_b^-)$, is calculated as $M(\Xi_b^-) = M(J/\psi \Xi^-) - M(\mu^+ \mu^-) - M(\Lambda \pi^-) + M_{\text{PDG}}(J/\psi) + M_{\text{PDG}}(\Xi^-)$ to improve the resolution. Here $M(J/\psi \Xi^-)$, $M(\mu^+ \mu^-)$, and $M(\Lambda \pi^-)$ are the reconstructed masses while $M_{\text{PDG}}(J/\psi)$ and $M_{\text{PDG}}(\Xi^-)$ are taken from Ref. [1]. The distribution of $M(\Xi_b^-)$ is shown in Fig. 3(a). A mass peak near 5.8 GeV is apparent. A number of cross checks are performed to ensure the observed peak is not due to artifacts of the analysis: (1) The $J/\psi \Lambda \pi^+$ mass distribution of the wrong-sign events, shown in Fig. 3(b), is consistent with a flat background. (2) The event selection is applied to the sideband events of the Ξ^- mass peak, requiring $1.28 < M(\Lambda \pi^-) < 1.36$ GeV but excluding the Ξ^- mass window. Similarly, the selection is applied to the J/ψ sideband events with $2.5 < M(\mu^+ \mu^-) < 2.7$ GeV. The high-mass sideband is not considered due to potential contamination from ψ' events. As shown in Fig. 3(c-d), no evidence of a mass peak is present for either $(\mu^+ \mu^-)(p\pi^-)\pi^-$ distribution. (3) The possibility of a fake signal due to the residual b hadron background is investigated by applying the final Ξ_b^- selection to high statistics MC samples of $B^- \rightarrow J/\psi K^{*-} \rightarrow J/\psi K_S^0 \pi^-$, $B^0 \rightarrow J/\psi K_S^0$, and $\Lambda_b \rightarrow J/\psi \Lambda$. No indication of a mass peak is observed in the reconstructed $J/\psi \Xi^-$ mass distributions. (4) The mass distributions of J/ψ , Ξ^- , and Λ are investigated by relaxing the mass requirements on these particles one at a time for events both in the Ξ_b^- signal region and the sidebands. The numbers of these particles determined by fitting their respective mass distribution are fully consistent with the quoted numbers of signal events plus background contributions. (5) The robustness of the observed mass peak is tested by varying selection criteria within reasonable ranges. All studies confirm the existence of the peak at the same mass.

Interpreting the peak as Ξ_b^- production, candidate masses are fitted with the hypothesis of a signal plus background model using an unbinned likelihood method. The signal and background shapes are assumed to be Gaussian and flat, respectively. The fit results in a Ξ_b^- mass of 5.774 ± 0.011 GeV with a width of 0.037 ± 0.008 GeV and a yield of 15.2 ± 4.4 events. Unless specified, all uncertainties are statistical. Following the same procedure, a fit to the MC Ξ_b^- events yields a mass of 5.839 ± 0.003 GeV, in good agreement with the 5.840 GeV input mass. The fitted width of the MC mass distribution is 0.035 ± 0.002 GeV, consistent with the 0.037 GeV obtained from the data. Since the intrinsic decay width of the Ξ_b^- baryon in the MC is negligible, the width of the mass distribution is thus dominated by the detector resolution. To assess the significance of the signal, the likelihood, \mathcal{L}_{s+b} , of the signal plus background fit above is first determined. The fit is then repeated using the background-only model, and a

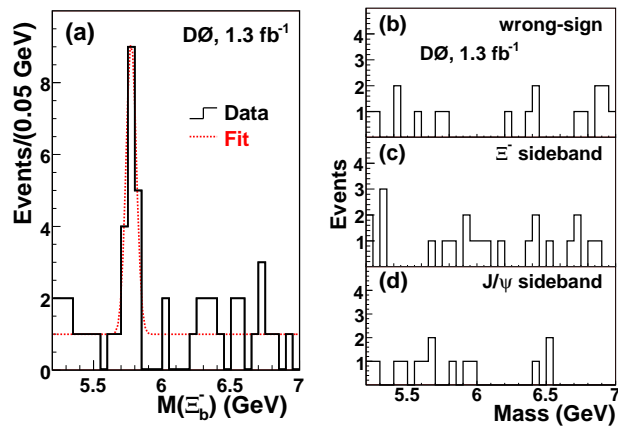


FIG. 3: (a) The $M(\Xi_b^-)$ distribution of the Ξ_b^- candidates after all selection criteria. The dotted curve is an unbinned likelihood fit to the model of a constant background plus a Gaussian signal. The $(\mu^+ \mu^-)\Lambda\pi$ mass distributions for (b) the wrong-sign background, (c) the Ξ^- sideband, and (d) the J/ψ sideband events. The mass $M(J/\psi \Lambda \pi) - M(\mu^+ \mu^-) + M_{\text{PDG}}(J/\psi)$ is plotted for (b) and (c) while the mass $M(\mu^+ \mu^- \Xi^-) - M(\Lambda \pi^-) + M_{\text{PDG}}(\Xi^-)$ is plotted for (d).

new likelihood \mathcal{L}_b is found. The logarithmic likelihood ratio $\sqrt{2 \ln(\mathcal{L}_{s+b}/\mathcal{L}_b)}$ indicates a statistical significance of 5.5σ , corresponding to a probability of 3.3×10^{-8} from background fluctuation for observing a signal that is equal to or more significant than what is seen in the data. Including systematic effects from the mass range, signal and background models, and the track momentum scale results in a minimum significance of 5.3σ and a Ξ_b^- yield of 15.2 ± 4.4 (stat.) $^{+1.9}_{-0.4}$ (syst.). The significance can also be estimated from the numbers of candidate events and estimated background events. In the mass region of 2.5 times the fitted width centered on the fitted mass, 19 candidate events (8 $J/\psi \Xi^-$ and 11 $J/\psi \Xi^+$) are observed while 14.8 ± 4.3 (stat.) $^{+1.9}_{-0.4}$ (syst.) signal and 3.6 ± 0.6 (stat.) $^{+0.4}_{-1.9}$ (syst.) background events are estimated from the fit. The probability of backgrounds fluctuating to 19 or more events is 2.2×10^{-7} , equivalent to a Gaussian significance of 5.2σ .

Figure 4 shows distributions of the proper decay length for the 19 candidate events, the Ξ_b^- sideband events, and the MC Ξ_b^- signal events plus estimated background events. The distribution of the candidate events agrees well with that expected from the Ξ_b^- signal while the sideband events have a lower mean proper decay length. Due to the use of lifetime information in the event selection, a Ξ_b^- lifetime measurement is not made in this Letter.

Potential systematic biases on the measured Ξ_b^- mass are studied for the event selection, signal and background models, and the track momentum scale. Varying cut values and using a multivariate technique of different variables for event selection leads to a maximum change of 0.020 GeV in the Ξ_b^- mass. Subtracting an estimated statistical contribution to the change,

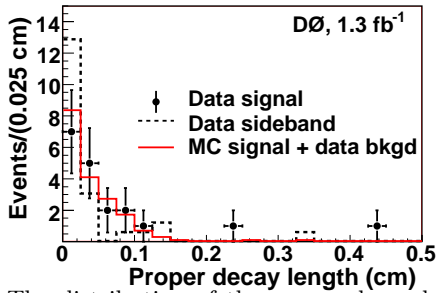


FIG. 4: The distribution of the proper decay length in the transverse plane of the 19 candidate events in the $\pm 2.5\sigma$ signal mass window along with that of the events in the sidebands, defined to be 5σ away from the fitted mass. Also shown is the expected distribution from 14.8 MC Ξ_b^- signal events plus 3.6 background events. The distribution of the sideband events is scaled to the number of events in the signal mass window. Kolmogorov-Smirnov tests indicate that the distribution of the signal events is favored over that of the sideband events with respect to the MC expectation by a ratio of five to one.

a conservative ± 0.015 GeV systematic uncertainty is assigned due to the event selection. Using double Gaussians for the signal model, a first-order polynomial for the background model, or fixing the mass resolution to that obtained from the MC Ξ_b^- events all lead to negligible changes in the mass. The mass, calculated using the world average values [1] of intermediate particle masses above, is found to have a weak dependence on the track momentum scale. This has been verified using the $\Lambda_b \rightarrow J/\psi \Lambda$ and $B^0 \rightarrow J/\psi K_S^0$ events observed in the data. A systematic uncertainty of ± 0.002 GeV is assigned, corresponding to the mass difference between our measurement and the world average [1] for the Λ_b and B^0 hadrons. Adding in quadrature, a total systematic uncertainty of ± 0.015 GeV is obtained to yield the measured Ξ_b^- mass: 5.774 ± 0.011 (stat.) ± 0.015 (syst.) GeV.

The Ξ_b^- $\sigma \times \mathcal{B}$ relative to that of the Λ_b baryon is calculated using

$$\frac{\sigma(\Xi_b^-) \times \mathcal{B}(\Xi_b^- \rightarrow J/\psi \Xi^-)}{\sigma(\Lambda_b) \times \mathcal{B}(\Lambda_b \rightarrow J/\psi \Lambda)} = \frac{\epsilon(\Lambda_b \rightarrow J/\psi \Lambda) N_{\Xi_b^-}}{\epsilon(\Xi_b^- \rightarrow J/\psi \Xi^-) N_{\Lambda_b}}$$

where $N_{\Xi_b^-}$ and N_{Λ_b} are the numbers of Ξ_b^- and Λ_b events reconstructed in data. Analyzing the same data and using the similar event selection criteria and fitting procedure as the Ξ_b^- analysis, a yield of 240 ± 30 (stat.) ± 12 (syst.) Λ_b baryons is determined. The efficiencies to reconstruct the decays, $\epsilon(\Xi_b^-)$ and $\epsilon(\Lambda_b)$, are determined by MC simulation, and the efficiency ratio, $\epsilon(\Lambda_b)/\epsilon(\Xi_b^-)$, is found to be 4.4 ± 1.3 . The uncertainty on $\epsilon(\Lambda_b)/\epsilon(\Xi_b^-)$ arises from MC modeling (27%), MC statistics (10%), the reconstruction of the additional pion in the Ξ_b^- decay (7%), and the Ξ_b^- mass difference between data and MC (5%). The largest component, MC modeling uncertainty, is due to the difference in the efficiency ratio with and without MC reweighting. The efficiency ratio is found to be insensitive to changes in Λ_b and Ξ_b^- pro-

duction models. Many other systematic uncertainties on the efficiencies themselves tend to cancel in the ratio of the efficiencies. We find a relative production ratio of 0.28 ± 0.09 (stat.) $_{-0.08}^{+0.09}$ (syst.).

In summary, in 1.3 fb^{-1} of data collected by the D0 experiment in $p\bar{p}$ collisions at $\sqrt{s} = 1.96$ TeV at the Fermilab Tevatron collider, we have made the first direct observation of the strange b baryon Ξ_b^- with a statistical significance of 5.5σ . We observe the decay mode $\Xi_b^- \rightarrow J/\psi \Xi^-$ with $J/\psi \rightarrow \mu^+\mu^-$, $\Xi^- \rightarrow \Lambda\pi^- \rightarrow p\pi^-\pi^-$. We measure the Ξ_b^- mass to be 5.774 ± 0.011 (stat.) ± 0.015 (syst.) GeV and determine its $\sigma \times \mathcal{B}$ relative to that of the Λ_b to be 0.28 ± 0.09 (stat.) $_{-0.08}^{+0.09}$ (syst.).

We thank the staffs at Fermilab and collaborating institutions, and acknowledge support from the DOE and NSF (USA); CEA and CNRS/IN2P3 (France); FASI, Rosatom and RFBR (Russia); CAPES, CNPq, FAPERJ, FAPESP and FUNDUNESP (Brazil); DAE and DST (India); Colciencias (Colombia); CONACyT (Mexico); KRF and KOSEF (Korea); CONICET and UBACyT (Argentina); FOM (The Netherlands); Science and Technology Facilities Council (United Kingdom); MSMT and GACR (Czech Republic); CRC Program, CFI, NSERC and WestGrid Project (Canada); BMBF and DFG (Germany); SFI (Ireland); The Swedish Research Council (Sweden); CAS and CNSF (China); Alexander von Humboldt Foundation; and the Marie Curie Program.

-
- [*] Visitor from Augustana College, Sioux Falls, SD, USA.
 - [¶] Visitor from The University of Liverpool, Liverpool, UK.
 - [§] Visitor from ICN-UNAM, Mexico City, Mexico.
 - [‡] Visitor from Helsinki Institute of Physics, Helsinki, Finland.
 - [#] Visitor from Universität Zürich, Zürich, Switzerland.
 - [1] W.-M. Yao *et al.*, Journal of Physics G **33**, 1 (2006).
 - [2] N. Isgur and M.B. Wise, Phys. Rev. Lett. **66**, 1130 (1991).
 - [3] G.T. Bodwin, E. Braaten, G.P. Lepage, Phys. Rev. D **51**, 1125 (1995); erratum-*ibid*, Phys. Rev. D **55** 5853 (1997).
 - [4] E. Jenkins, Phys. Rev. D **55**, R10 (1997); *ibid*, Phys. Rev. D **54**, 4515 (1996); N. Mathur, R. Lewis and R.M. Woloshyn, Phys. Rev. D **66**, 014502 (2002).
 - [5] J. Abdallah *et al.* (DELPHI Collaboration), Eur. Phys. J. **C44**, 299 (2005); D. Buskulic *et al.* (ALEPH Collaboration), Phys. Lett. B **384**, 449 (1996).
 - [6] E. Barberio *et al.* (Heavy Flavor Averaging Group Collaboration), arXiv:0704.3575.
 - [7] V.M. Abazov *et al.* (D0 Collaboration), Nucl. Instrum. Methods A **565**, 463 (2006).
 - [8] V.M. Abazov *et al.* (D0 Collaboration), arXiv:0704.3909, submitted to Phys. Rev. Lett.
 - [9] T. Sjöstrand *et al.*, Comput. Phys. Commun. **135**, 238 (2001).
 - [10] D.J. Lange, Nucl. Instrum. Methods A **462**, 152 (2001).
 - [11] R. Brun and F. Carminati, CERN Program Library W5013, 1993 (unpublished).