



HAL
open science

Observation of Single Top Quark Production

V.M. Abazov, B. Abbott, M. Abolins, B.S. Acharya, M. Adams, T. Adams, E. Aguilo, M. Ahsan, G.D. Alexeev, G. Alkhazov, et al.

► **To cite this version:**

V.M. Abazov, B. Abbott, M. Abolins, B.S. Acharya, M. Adams, et al.. Observation of Single Top Quark Production. *Physical Review Letters*, 2009, 103, pp.092001. 10.1103/PhysRevLett.103.092001 . in2p3-00365919

HAL Id: in2p3-00365919

<https://hal.in2p3.fr/in2p3-00365919>

Submitted on 11 Sep 2023

HAL is a multi-disciplinary open access archive for the deposit and dissemination of scientific research documents, whether they are published or not. The documents may come from teaching and research institutions in France or abroad, or from public or private research centers.

L'archive ouverte pluridisciplinaire **HAL**, est destinée au dépôt et à la diffusion de documents scientifiques de niveau recherche, publiés ou non, émanant des établissements d'enseignement et de recherche français ou étrangers, des laboratoires publics ou privés.

Observation of single top-quark production

V.M. Abazov³⁶, B. Abbott⁷⁴, M. Abolins⁶⁴, B.S. Acharya²⁹, M. Adams⁵⁰, T. Adams⁴⁸, E. Aguilo⁶, M. Ahsan⁵⁸, G.D. Alexeev³⁶, G. Alkhatov⁴⁰, A. Alton^{64,a}, G. Alverson⁶², G.A. Alves², L.S. Ancu³⁵, T. Andeen⁵², M.S. Anzelc⁵², M. Aoki⁴⁹, Y. Arnoud¹⁴, M. Arov⁵⁹, M. Arthaud¹⁸, A. Askew^{48,b}, B. Åsman⁴¹, O. Atramentov^{48,b}, C. Avila⁸, J. BackusMayes⁸¹, F. Badaud¹³, L. Bagby⁴⁹, B. Baldin⁴⁹, D.V. Bandurin⁵⁸, P. Banerjee²⁹, S. Banerjee²⁹, E. Barberis⁶², A.-F. Barfuss¹⁵, P. Bargassa⁷⁹, P. Baringer⁵⁷, J. Barreto², J.F. Bartlett⁴⁹, U. Bassler¹⁸, D. Bauer⁴³, S. Beale⁶, A. Bean⁵⁷, M. Begalli³, M. Begel⁷², C. Belanger-Champagne⁴¹, L. Bellantoni⁴⁹, A. Bellavance⁴⁹, J.A. Benitez⁶⁴, S.B. Beri²⁷, G. Bernardi¹⁷, R. Bernhard²³, I. Bertram⁴², M. Besançon¹⁸, R. Beuselinck⁴³, V.A. Bezzubov³⁹, P.C. Bhat⁴⁹, V. Bhatnagar²⁷, G. Blazey⁵¹, S. Blessing⁴⁸, K. Bloom⁶⁶, A. Boehnlein⁴⁹, D. Boline⁶¹, T.A. Bolton⁵⁸, E.E. Boos³⁸, G. Borissov⁴², T. Bose⁷⁶, A. Brandt⁷⁷, R. Brock⁶⁴, G. Brooijmans⁶⁹, A. Bross⁴⁹, D. Brown¹⁹, X.B. Bu⁷, N.J. Buchanan⁴⁸, D. Buchholz⁵², M. Buehler⁸⁰, V. Buescher²², V. Bunichev³⁸, S. Burdin^{42,c}, T.H. Burnett⁸¹, C.P. Buszello⁴³, P. Calfayan²⁵, B. Calpas¹⁵, S. Calvet¹⁶, J. Cammin⁷⁰, M.A. Carrasco-Lizarraga³³, E. Carrera⁴⁸, W. Carvalho³, B.C.K. Casey⁴⁹, H. Castilla-Valdez³³, S. Chakrabarti⁷¹, D. Chakraborty⁵¹, K.M. Chan⁵⁴, A. Chandra⁴⁷, E. Cheu⁴⁵, D.K. Cho⁶¹, S. Choi³², B. Choudhary²⁸, L. Christofek⁷⁶, T. Christoudias⁴³, S. Cihangir⁴⁹, D. Claes⁶⁶, J. Clutter⁵⁷, Y. Coadou^{6,d}, M. Cooke⁴⁹, W.E. Cooper⁴⁹, M. Corcoran⁷⁹, F. Couderc¹⁸, M.-C. Cousinou¹⁵, S. Crépe-Renaudin¹⁴, V. Cuplov⁵⁸, D. Cutts⁷⁶, M. Ćwiok³⁰, A. Das⁴⁵, G. Davies⁴³, K. De⁷⁷, S.J. de Jong³⁵, E. De La Cruz-Burelo³³, K. DeVaughan⁶⁶, F. Déliot¹⁸, M. Demarteau⁴⁹, R. Demina⁷⁰, D. Denisov⁴⁹, S.P. Denisov³⁹, S. Desai⁴⁹, H.T. Diehl⁴⁹, M. Diesburg⁴⁹, A. Dominguez⁶⁶, T. Dorland⁸¹, A. Dubey²⁸, L.V. Dudko³⁸, L. Duflot¹⁶, D. Duggan⁴⁸, A. Duperrin¹⁵, S. Dutt²⁷, A. Dyshkant⁵¹, M. Eads⁶⁶, D. Edmunds⁶⁴, J. Ellison⁴⁷, V.D. Elvira⁴⁹, Y. Enari⁷⁶, S. Eno⁶⁰, P. Ermolov^{38,†}, M. Escalier¹⁵, H. Evans⁵³, A. Evdokimov⁷², V.N. Evdokimov³⁹, A.V. Ferapontov⁵⁸, T. Ferbel^{61,70}, F. Fiedler²⁴, F. Filthaut³⁵, W. Fisher⁴⁹, H.E. Fisk⁴⁹, M. Fortner⁵¹, H. Fox⁴², S. Fu⁴⁹, S. Fuess⁴⁹, T. Gadfort⁶⁹, C.F. Galea³⁵, A. Garcia-Bellido⁷⁰, V. Gavrilov³⁷, P. Gay¹³, W. Geist¹⁹, W. Geng^{15,64}, C.E. Gerber⁵⁰, Y. Gershtein^{48,b}, D. Gillberg⁶, G. Gintler⁷⁰, B. Gómez⁸, A. Goussiou⁸¹, P.D. Grannis⁷¹, S. Greder¹⁹, H. Greenlee⁴⁹, Z.D. Greenwood⁵⁹, E.M. Gregores⁴, G. Grenier²⁰, Ph. Gris¹³, J.-F. Grivaz¹⁶, A. Grohsjean²⁵, S. Grünendahl⁴⁹, M.W. Grünewald³⁰, F. Guo⁷¹, J. Guo⁷¹, G. Gutierrez⁴⁹, P. Gutierrez⁷⁴, A. Haas⁶⁹, N.J. Hadley⁶⁰, P. Haefner²⁵, S. Hagopian⁴⁸, J. Haley⁶⁷, I. Hall⁶⁴, R.E. Hall⁴⁶, L. Han⁷, K. Harder⁴⁴, A. Harel⁷⁰, J.M. Hauptman⁵⁶, J. Hays⁴³, T. Hebbeker²¹, D. Hedin⁵¹, J.G. Hegeman³⁴, A.P. Heinson⁴⁷, U. Heintz⁶¹, C. Hensel^{22,e}, K. Herner⁶³, G. Hesketh⁶², M.D. Hildreth⁵⁴, R. Hirosky⁸⁰, T. Hoang⁴⁸, J.D. Hobbs⁷¹, B. Hoeneisen¹², M. Hohlfeld²², S. Hossain⁷⁴, P. Houben³⁴, Y. Hu⁷¹, Z. Hubacek¹⁰, N. Huske¹⁷, V. Hynek¹⁰, I. Iashvili⁶⁸, R. Illingworth⁴⁹, A.S. Ito⁴⁹, S. Jabeen⁶¹, M. Jaffré¹⁶, S. Jain⁷⁴, K. Jakobs²³, D. Jamin¹⁵, C. Jarvis⁶⁰, R. Jesik⁴³, K. Johns⁴⁵, C. Johnson⁶⁹, M. Johnson⁴⁹, D. Johnston⁶⁶, A. Jonckheere⁴⁹, P. Jonsson⁴³, A. Juste⁴⁹, E. Kajfasz¹⁵, D. Karmanov³⁸, P.A. Kasper⁴⁹, I. Katsanos⁶⁶, V. Kaushik⁷⁷, R. Kehoe⁷⁸, S. Kermiche¹⁵, N. Khalatyan⁴⁹, A. Khanov⁷⁵, A. Kharchilava⁶⁸, Y.N. Kharzheev³⁶, D. Khatidze⁶⁹, T.J. Kim³¹, M.H. Kirby⁵², M. Kirsch²¹, B. Klima⁴⁹, J.M. Kohli²⁷, J.-P. Konrath²³, A.V. Kozelov³⁹, J. Kraus⁶⁴, T. Kuhl²⁴, A. Kumar⁶⁸, A. Kupco¹¹, T. Kurča²⁰, V.A. Kuzmin³⁸, J. Kvita⁹, F. Lacroix¹³, D. Lam⁵⁴, S. Lammers⁵³, G. Landsberg⁷⁶, P. Lebrun²⁰, W.M. Lee⁴⁹, A. Leflat³⁸, J. Lellouch¹⁷, J. Li^{77,‡}, L. Li⁴⁷, Q.Z. Li⁴⁹, S.M. Lietti⁵, J.K. Lim³¹, D. Lincoln⁴⁹, J. Linnemann⁶⁴, V.V. Lipaev³⁹, R. Lipton⁴⁹, Y. Liu⁷, Z. Liu⁶, A. Lobodenko⁴⁰, M. Lokajicek¹¹, P. Love⁴², H.J. Lubatti⁸¹, R. Luna-Garcia^{33,f}, A.L. Lyon⁴⁹, A.K.A. Maciel², D. Mackin⁷⁹, P. Mättig²⁶, A. Magerkurth⁶³, P.K. Mal⁸¹, H.B. Malbouissou³, S. Malik⁶⁶, V.L. Malyshev³⁶, Y. Maravin⁵⁸, B. Martin¹⁴, R. McCarthy⁷¹, C.L. McGivern⁵⁷, M.M. Meijer³⁵, A. Melnitchouk⁶⁵, L. Mendoza⁸, P.G. Mercadante⁵, M. Merkin³⁸, K.W. Merritt⁴⁹, A. Meyer²¹, J. Meyer^{22,e}, J. Mitrevski⁶⁹, R.K. Mommsen⁴⁴, N.K. Mondal²⁹, R.W. Moore⁶, T. Moulík⁵⁷, G.S. Muanza¹⁵, M. Mulhearn⁶⁹, O. Mundal²², L. Mundim³, E. Nagy¹⁵, M. Naimuddin⁴⁹, M. Narain⁷⁶, H.A. Neal⁶³, J.P. Negret⁸, P. Neustroev⁴⁰, H. Nilsen²³, H. Nogima³, S.F. Novaes⁵, T. Nunnemann²⁵, D.C. O'Neil⁶, G. Obrant⁴⁰, C. Ochando¹⁶, D. Onoprienko⁵⁸, J. Orduna³³, N. Oshima⁴⁹, N. Osman⁴³, J. Osta⁵⁴, R. Otec¹⁰, G.J. Otero y Garzón¹, M. Owen⁴⁴, M. Padilla⁴⁷, P. Padley⁷⁹, M. Pangilinan⁷⁶, N. Parashar⁵⁵, S.-J. Park^{22,e}, S.K. Park³¹, J. Parsons⁶⁹, R. Partridge⁷⁶, N. Parua⁵³, A. Patwa⁷², G. Pawloski⁷⁹, B. Penning²³, M. Perfilov³⁸, K. Peters⁴⁴, Y. Peters⁴⁴, P. Pétróff¹⁶, R. Piegai¹, J. Piper⁶⁴, M.-A. Pleier²², P.L.M. Podesta-Lerma^{33,g}, V.M. Podstavkov⁴⁹, Y. Pogorelov⁵⁴, M.-E. Pol², P. Polozov³⁷, A.V. Popov³⁹, C. Potter⁶, W.L. Prado da Silva³, H.B. Prosper⁴⁸, S. Protopopescu⁷², J. Qian⁶³, A. Quadt^{22,e}, B. Quinn⁶⁵, A. Rakitine⁴², M.S. Rangel¹⁶, K. Ranjan²⁸, P.N. Ratoff⁴², P. Renkel⁷⁸, P. Rich⁴⁴, M. Rijssenbeek⁷¹, I. Ripp-Baudot¹⁹, F. Rizatdinova⁷⁵, S. Robinson⁴³, R.F. Rodrigues³, M. Rominsky⁷⁴, C. Royon¹⁸, P. Rubinov⁴⁹, R. Ruchti⁵⁴,

G. Safronov³⁷, G. Sajot¹⁴, A. Sánchez-Hernández³³, M.P. Sanders¹⁷, B. Sanghi⁴⁹, G. Savage⁴⁹, L. Sawyer⁵⁹, T. Scanlon⁴³, D. Schaile²⁵, R.D. Schamberger⁷¹, Y. Scheglov⁴⁰, H. Schellman⁵², T. Schliephake²⁶, S. Schlobohm⁸¹, C. Schwanenberger⁴⁴, R. Schwienhorst⁶⁴, J. Sekaric⁴⁸, H. Severini⁷⁴, E. Shabalina⁵⁰, M. Shamim⁵⁸, V. Shary¹⁸, A.A. Shchukin³⁹, R.K. Shivpuri²⁸, V. Siccaldi¹⁹, V. Simak¹⁰, V. Sirotenko⁴⁹, P. Skubic⁷⁴, P. Slattery⁷⁰, D. Smirnov⁵⁴, G.R. Snow⁶⁶, J. Snow⁷³, S. Snyder⁷², S. Söldner-Rembold⁴⁴, L. Sonnenschein²¹, A. Sopczak⁴², M. Sosebee⁷⁷, K. Soustruznik⁹, B. Spurlock⁷⁷, J. Stark¹⁴, V. Stolin³⁷, D.A. Stoyanova³⁹, J. Strandberg⁶³, S. Strandberg⁴¹, M.A. Strang⁶⁸, E. Strauss⁷¹, M. Strauss⁷⁴, R. Ströhmer²⁵, D. Strom⁵², L. Stutte⁴⁹, S. Sumowidagdo⁴⁸, P. Svoisky³⁵, M. Takahashi⁴⁴, A. Tanasijczuk¹, W. Taylor⁶, B. Tiller²⁵, F. Tissandier¹³, M. Titov¹⁸, V.V. Tokmenin³⁶, I. Torchiani²³, D. Tsybychev⁷¹, B. Tuchming¹⁸, C. Tully⁶⁷, P.M. Tuts⁶⁹, R. Unalan⁶⁴, L. Uvarov⁴⁰, S. Uvarov⁴⁰, S. Uzunyan⁵¹, B. Vachon⁶, P.J. van den Berg³⁴, R. Van Kooten⁵³, W.M. van Leeuwen³⁴, N. Varelas⁵⁰, E.W. Varnes⁴⁵, I.A. Vasilyev³⁹, P. Verdier²⁰, L.S. Vertogradov³⁶, M. Verzocchi⁴⁹, D. Vilanova¹⁸, P. Vint⁴³, P. Vokac¹⁰, M. Voutilainen^{66,h}, R. Wagner⁶⁷, H.D. Wahl⁴⁸, M.H.L.S. Wang⁴⁹, J. Warchol⁵⁴, G. Watts⁸¹, M. Wayne⁵⁴, G. Weber²⁴, M. Weber^{49,i}, L. Welty-Rieger⁵³, A. Wenger^{23,j}, M. Wetstein⁶⁰, A. White⁷⁷, D. Wicke²⁶, M.R.J. Williams⁴², G.W. Wilson⁵⁷, S.J. Wimpenny⁴⁷, M. Wobisch⁵⁹, D.R. Wood⁶², T.R. Wyatt⁴⁴, Y. Xie⁷⁶, C. Xu⁶³, S. Yacoob⁵², R. Yamada⁴⁹, W.-C. Yang⁴⁴, T. Yasuda⁴⁹, Y.A. Yatsunenkov³⁶, Z. Ye⁴⁹, H. Yin⁷, K. Yip⁷², H.D. Yoo⁷⁶, S.W. Youn⁵², J. Yu⁷⁷, C. Zeitnitz²⁶, S. Zelitch⁸⁰, T. Zhao⁸¹, B. Zhou⁶³, J. Zhu⁷¹, M. Zielinski⁷⁰, D. Zieminska⁵³, L. Zivkovic⁶⁹, V. Zutshi⁵¹, and E.G. Zverev³⁸

(The DØ Collaboration)

¹ Universidad de Buenos Aires, Buenos Aires, Argentina

² LAFEX, Centro Brasileiro de Pesquisas Físicas, Rio de Janeiro, Brazil

³ Universidade do Estado do Rio de Janeiro, Rio de Janeiro, Brazil

⁴ Universidade Federal do ABC, Santo André, Brazil

⁵ Instituto de Física Teórica, Universidade Estadual Paulista, São Paulo, Brazil

⁶ University of Alberta, Edmonton, Alberta, Canada; Simon Fraser University, Burnaby, British Columbia, Canada; York University, Toronto, Ontario, Canada and McGill University, Montreal, Quebec, Canada

⁷ University of Science and Technology of China, Hefei, People's Republic of China

⁸ Universidad de los Andes, Bogotá, Colombia

⁹ Center for Particle Physics, Charles University,

Faculty of Mathematics and Physics, Prague, Czech Republic

¹⁰ Czech Technical University in Prague, Prague, Czech Republic

¹¹ Center for Particle Physics, Institute of Physics, Academy of Sciences of the Czech Republic, Prague, Czech Republic

¹² Universidad San Francisco de Quito, Quito, Ecuador

¹³ LPC, Université Blaise Pascal, CNRS/IN2P3, Clermont, France

¹⁴ LPSC, Université Joseph Fourier Grenoble 1, CNRS/IN2P3,

Institut National Polytechnique de Grenoble, Grenoble, France

¹⁵ CPPM, Aix-Marseille Université, CNRS/IN2P3, Marseille, France

¹⁶ LAL, Université Paris-Sud, IN2P3/CNRS, Orsay, France

¹⁷ LPNHE, IN2P3/CNRS, Universités Paris VI and VII, Paris, France

¹⁸ CEA, Irfu, SPP, Saclay, France

¹⁹ IPHC, Université de Strasbourg, CNRS/IN2P3, Strasbourg, France

²⁰ IPNL, Université Lyon 1, CNRS/IN2P3, Villeurbanne, France and Université de Lyon, Lyon, France

²¹ III. Physikalisches Institut A, RWTH Aachen University, Aachen, Germany

²² Physikalisches Institut, Universität Bonn, Bonn, Germany

²³ Physikalisches Institut, Universität Freiburg, Freiburg, Germany

²⁴ Institut für Physik, Universität Mainz, Mainz, Germany

²⁵ Ludwig-Maximilians-Universität München, München, Germany

²⁶ Fachbereich Physik, University of Wuppertal, Wuppertal, Germany

²⁷ Panjab University, Chandigarh, India

²⁸ Delhi University, Delhi, India

²⁹ Tata Institute of Fundamental Research, Mumbai, India

³⁰ University College Dublin, Dublin, Ireland

³¹ Korea Detector Laboratory, Korea University, Seoul, Korea

³² SungKyunKwan University, Suwon, Korea

³³ CINVESTAV, Mexico City, Mexico

³⁴ FOM-Institute NIKHEF and University of Amsterdam/NIKHEF, Amsterdam, The Netherlands

³⁵ Radboud University Nijmegen/NIKHEF, Nijmegen, The Netherlands

- ³⁶ *Joint Institute for Nuclear Research, Dubna, Russia*
- ³⁷ *Institute for Theoretical and Experimental Physics, Moscow, Russia*
- ³⁸ *Moscow State University, Moscow, Russia*
- ³⁹ *Institute for High Energy Physics, Protvino, Russia*
- ⁴⁰ *Petersburg Nuclear Physics Institute, St. Petersburg, Russia*
- ⁴¹ *Stockholm University, Stockholm, Sweden, and Uppsala University, Uppsala, Sweden*
- ⁴² *Lancaster University, Lancaster, United Kingdom*
- ⁴³ *Imperial College, London, United Kingdom*
- ⁴⁴ *University of Manchester, Manchester, United Kingdom*
- ⁴⁵ *University of Arizona, Tucson, Arizona 85721, USA*
- ⁴⁶ *California State University, Fresno, California 93740, USA*
- ⁴⁷ *University of California, Riverside, California 92521, USA*
- ⁴⁸ *Florida State University, Tallahassee, Florida 32306, USA*
- ⁴⁹ *Fermi National Accelerator Laboratory, Batavia, Illinois 60510, USA*
- ⁵⁰ *University of Illinois at Chicago, Chicago, Illinois 60607, USA*
- ⁵¹ *Northern Illinois University, DeKalb, Illinois 60115, USA*
- ⁵² *Northwestern University, Evanston, Illinois 60208, USA*
- ⁵³ *Indiana University, Bloomington, Indiana 47405, USA*
- ⁵⁴ *University of Notre Dame, Notre Dame, Indiana 46556, USA*
- ⁵⁵ *Purdue University Calumet, Hammond, Indiana 46323, USA*
- ⁵⁶ *Iowa State University, Ames, Iowa 50011, USA*
- ⁵⁷ *University of Kansas, Lawrence, Kansas 66045, USA*
- ⁵⁸ *Kansas State University, Manhattan, Kansas 66506, USA*
- ⁵⁹ *Louisiana Tech University, Ruston, Louisiana 71272, USA*
- ⁶⁰ *University of Maryland, College Park, Maryland 20742, USA*
- ⁶¹ *Boston University, Boston, Massachusetts 02215, USA*
- ⁶² *Northeastern University, Boston, Massachusetts 02115, USA*
- ⁶³ *University of Michigan, Ann Arbor, Michigan 48109, USA*
- ⁶⁴ *Michigan State University, East Lansing, Michigan 48824, USA*
- ⁶⁵ *University of Mississippi, University, Mississippi 38677, USA*
- ⁶⁶ *University of Nebraska, Lincoln, Nebraska 68588, USA*
- ⁶⁷ *Princeton University, Princeton, New Jersey 08544, USA*
- ⁶⁸ *State University of New York, Buffalo, New York 14260, USA*
- ⁶⁹ *Columbia University, New York, New York 10027, USA*
- ⁷⁰ *University of Rochester, Rochester, New York 14627, USA*
- ⁷¹ *State University of New York, Stony Brook, New York 11794, USA*
- ⁷² *Brookhaven National Laboratory, Upton, New York 11973, USA*
- ⁷³ *Langston University, Langston, Oklahoma 73050, USA*
- ⁷⁴ *University of Oklahoma, Norman, Oklahoma 73019, USA*
- ⁷⁵ *Oklahoma State University, Stillwater, Oklahoma 74078, USA*
- ⁷⁶ *Brown University, Providence, Rhode Island 02912, USA*
- ⁷⁷ *University of Texas, Arlington, Texas 76019, USA*
- ⁷⁸ *Southern Methodist University, Dallas, Texas 75275, USA*
- ⁷⁹ *Rice University, Houston, Texas 77005, USA*
- ⁸⁰ *University of Virginia, Charlottesville, Virginia 22901, USA and*
- ⁸¹ *University of Washington, Seattle, Washington 98195, USA*
- (Dated: March 4, 2009)

We report observation of the electroweak production of single top quarks in $p\bar{p}$ collisions at $\sqrt{s} = 1.96$ TeV based on 2.3 fb^{-1} of data collected by the D0 detector at the Fermilab Tevatron Collider. Using events containing an isolated electron or muon and missing transverse energy, together with jets originating from the fragmentation of b quarks, we measure a cross section of $\sigma(p\bar{p} \rightarrow tb + X, tqb + X) = 3.94 \pm 0.88 \text{ pb}$. The probability to measure a cross section at this value or higher in the absence of signal is 2.5×10^{-7} , corresponding to a 5.0 standard deviation significance for the observation.

PACS numbers: 14.65.Ha; 12.15.Ji; 13.85.Qk; 12.15.Hh

At hadron colliders, top quarks can be produced in pairs via the strong interaction or singly via the electroweak interaction [1]. Top quarks were first observed via pair production at the Fermilab Tevatron Collider in 1995 [2]. Since then, pair production has

been used to make precise measurements of several top quark properties, including the top quark mass [3]. Single top quark production, on the other hand, serves as a probe of the Wtb interaction [4], and its production cross section provides a direct measurement of the magnitude

of the quark mixing matrix element V_{tb} without assuming three quark generations [5]. However, measuring the yield of single top quarks is difficult because of the small production rate and large backgrounds.

In 2007, we presented the first evidence for single top quark production and the first direct measurement of $|V_{tb}|$ [6, 7] using 0.9 fb^{-1} of Tevatron data at a center-of-mass energy of 1.96 TeV. Recently, the CDF collaboration has also presented such evidence in 2.2 fb^{-1} of data [8]. This Letter describes the observation of a single top quark signal in 2.3 fb^{-1} of Tevatron data. The CDF collaboration is also reporting observation of single top quark production [9].

When top quarks are produced singly, they are accompanied by a bottom quark in the s -channel production mode [10] or by both a bottom quark and a light quark in t -channel production [1, 11], as illustrated in Fig. 1. We search for both of these processes at once. The sum of their predicted cross sections is $3.46 \pm 0.18 \text{ pb}$ [12] for a top quark mass $m_t = 170 \text{ GeV}$, at which this analysis is performed. We refer to the s -channel process as “ tb ” production, where tb includes both $t\bar{b}$ and $\bar{t}b$ states. The t -channel process is abbreviated as “ tqb ,” where this includes $tq\bar{b}$, $\bar{t}q\bar{b}$, $\bar{t}qb$, and tqb states.

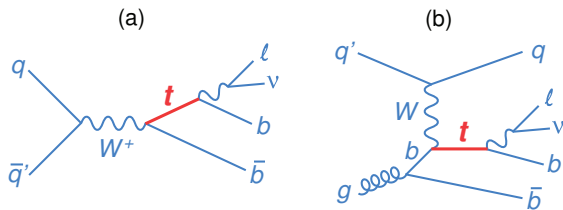


FIG. 1: Representative Feynman diagrams for (a) s -channel single top quark production and (b) t -channel production, showing the top quark decays of interest.

The analysis presented in this Letter is an improved version of the one from 2007 [6, 7], with a larger dataset. Most definitions and abbreviations used here are explained in detail in Ref. [7]. The measurement focuses on the final state containing one high transverse momentum (p_T) lepton ($\ell = \text{electron or muon}$) not near a jet (“isolated”), large missing transverse energy (\cancel{E}_T) indicative of the passage of a neutrino ν , a b -quark jet from the decay of the top quark ($t \rightarrow Wb \rightarrow \ell\nu b$), and possibly another b jet and a light jet as indicated above. The data were collected with the D0 detector [13] using a logical OR of many trigger conditions in place of only the single-lepton plus jets triggers used previously. Several offline selection criteria, including b -jet identification requirements for double-tagged events, have been loosened. These improvements have increased the signal acceptance by 18%. The backgrounds are W bosons produced in association with jets, top quark pair ($t\bar{t}$) production with decay into the lepton+jets and dilepton final states (when a jet or a lepton is not reconstructed),

and multijet production, where a jet is misreconstructed as an electron or a heavy-flavor quark decays to a muon that passes isolation criteria. Z +jets and diboson processes form minor additional background components.

We consider events with two, three, or four jets (which allows for additional jets from initial-state and final-state radiation), reconstructed using a cone algorithm in (y, ϕ) space, where y is the rapidity and ϕ is the azimuthal angle, and the cone radius is 0.5 [7]. The highest- p_T (leading) jet must have $p_T > 25 \text{ GeV}$, and subsequent jets have $p_T > 15 \text{ GeV}$; all jets have pseudorapidity $|\eta| < 3.4$. We require $20 < \cancel{E}_T < 200 \text{ GeV}$ for events with two jets and $25 < \cancel{E}_T < 200 \text{ GeV}$ for events with three or four jets. Events must contain only one isolated electron with $p_T > 15 \text{ GeV}$ and $|\eta| < 1.1$ ($p_T > 20 \text{ GeV}$ for three- or four-jet events), or one isolated muon with $p_T > 15 \text{ GeV}$ and $|\eta| < 2.0$. The background from multijets events is kept to $\approx 5\%$ by requiring high total transverse energy and by demanding that the \cancel{E}_T is not along the direction of the lepton or the leading jet. To enhance the signal fraction, one or two of the jets are required to originate from long-lived b hadrons. We achieve this goal by using a neural network (NN) b -jet tagging algorithm [14]. The variables used to identify such jets rely on the characteristics of a secondary vertex and tracks with large impact parameters. After b -jet identification, we require the leading b -tagged jet to have $p_T > 20 \text{ GeV}$. To further improve the sensitivity, we split the data by lepton flavor, number of jets and b -tagged jets, and data collection period.

We model the signal using the COMPHEP-based next-to-leading order (NLO) Monte Carlo (MC) event generator SINGLETOP [15]. The decays of the top quark and resulting W boson, both with standard model (SM) widths, are modeled in SINGLETOP to preserve spin information. PYTHIA [16] is used to model the hadronization of generated partons. We assume the SM prediction for the ratio of the tb and tqb cross sections [12].

The $t\bar{t}$, W +jets, and Z +jets backgrounds are simulated using the ALPGEN leading-log MC event generator [17] and PYTHIA to model hadronization. The $t\bar{t}$ background is normalized to the predicted cross section [18]. The diboson backgrounds are modeled using PYTHIA. In the simulation of the W +jets backgrounds, we scale the ALPGEN cross sections for events with heavy flavor jets by factors derived from calculations of NLO effects [19]: $Wb\bar{b}$ and $Wc\bar{c}$ are scaled by 1.47, and Wc_j by 1.38.

All MC events are passed through a GEANT-based simulation of the D0 detector and are reconstructed using the same software as for the data. Data events from random beam crossings are overlaid on the simulation to better model the effects of detector noise and multiple $p\bar{p}$ interactions. Small differences between data and simulation in the lepton and jet reconstruction efficiencies and resolutions are corrected in the simulation as

measured from separate data samples. We also correct the $\eta(\text{jets})$, $\Delta\phi(\text{jet1, jet2})$, and $\Delta\eta(\text{jet1, jet2})$ distributions in the W +jets samples to match data.

The multijets background is modeled using independent data samples containing leptons that are not isolated. The multijets background, combined with the background from W +jets, is normalized to the lepton+jets data with other backgrounds subtracted, using the $p_T(\ell)$, \cancel{E}_T , and the W boson transverse mass distributions before b -jet identification is applied.

The b -tagging algorithm is modeled in simulated events by applying weights (“tag-rate functions”) measured from data that account for the probability for each jet to be tagged as a function of jet flavor, p_T , and η . After b tagging, an empirical correction of 0.95 ± 0.13 for the $Wb\bar{b}$ and $Wc\bar{c}$ fractions is derived from the b -tagged and not- b -tagged two-jet data and simulated samples.

The above selections give 4,519 b -tagged lepton+jets events, which are expected to contain 223 ± 30 single top quark events. Table I shows the event yields, separated by jet multiplicity. The acceptances are $(3.7 \pm 0.5)\%$ for tb and $(2.5 \pm 0.3)\%$ for tqb , expressed as percentages of the inclusive single top quark production cross section in each channel.

TABLE I: Number of expected and observed events in 2.3 fb^{-1} for e and μ , and 1 and 2 b -tagged analysis channels combined. The uncertainties include both statistical and systematic components.

Source	2 jets	3 jets	4 jets
$tb+tbq$ signal	139 ± 18	63 ± 10	21 ± 5
W +jets	$1,829 \pm 161$	637 ± 61	180 ± 18
Z +jets and dibosons	229 ± 38	85 ± 17	26 ± 7
$t\bar{t}$	222 ± 35	436 ± 66	484 ± 71
Multijets	196 ± 50	73 ± 17	30 ± 6
Total prediction	$2,615 \pm 192$	$1,294 \pm 107$	742 ± 80
Data	2,579	1,216	724

Systematic uncertainties arise from each correction factor or function applied to the background and signal models. Most affect only the normalization, but three corrections modify in addition the shapes of the distributions; these are the jet energy scale corrections, the tag-rate functions, and the reweighting of the distributions in W +jets events. The largest uncertainties come from the jet energy scale (the normalization part is $(1.1\text{--}13.1)\%$ for signal and $(0.1\text{--}2.1)\%$ for background), the tag-rate functions (the normalization part is $(2.1\text{--}7.0)\%$ for single-tagged events and $(9.0\text{--}11.4)\%$ for double-tagged events), and the correction for jet-flavor composition in W +jets events (13.7%), with smaller contributions from the integrated luminosity (6.1%), jet energy resolution (4.0%), initial-state and final-state radiation ($0.6\text{--}12.6\%$), b -jet fragmentation (2.0%), $t\bar{t}$ cross section (12.7%), and lepton efficiency corrections (2.5%). All

other contributions have a smaller effect. The values given are the relative uncertainties on the individual sources. The total uncertainty on the background is $(8\text{--}16)\%$ depending on the analysis channel.

After event selection, we expect single top quark events to constitute $(3\text{--}9)\%$ of the data sample. Since the uncertainty on the background is larger than the expected signal, we improve discrimination by using multivariate analysis techniques. We have developed three independent analyses based on boosted decision trees (BDT) [20], Bayesian neural networks (BNN) [21], and the matrix element (ME) method [22]. Our application of these techniques to D0’s single top quark searches is described in Refs. [6] and [7]. The analyses presented in this Letter differ from previous implementations in the choice of input variables and some detailed tuning of each technique.

The BDT analysis has re-optimized the input variables [23] into a common set of 64 variables for all analysis channels. The variables fall into five categories, single-object kinematics, global event kinematics, jet reconstruction, top quark reconstruction, and angular correlations. Separate sets of trees are created with these variables for each channel. The BNN analysis uses the RuleFitJF algorithm [24] to select the most sensitive of these variables, then combines 18–28 of them into a single separate discriminant for each channel. The ME analysis uses only two-jet and three-jet events, divided into a W +jets-dominated set and a $t\bar{t}$ -dominated set. It includes matrix elements for more background sources, adding $t\bar{t}$, WW , WZ , and ggg diagrams in the two-jet bin and $Wugg$ in the three-jet bin, to improve background rejection.

Each analysis uses the same data and background model and has the same sources of systematic uncertainty. We test the analyses using ensembles of pseudo-datasets created from background and signal at different cross sections to confirm linear behavior and thus an unbiased cross section measurement. The analyses are also checked extensively before b -tagging is applied, and using two control regions of the data, one dominated by W +jets and the other by $t\bar{t}$ backgrounds, as shown in Fig. 2. These studies confirm that backgrounds are well modeled across the full range of the discriminant output.

The cross section is determined using the same Bayesian approach as in our previous studies [6, 7]. This involves forming a binned likelihood as a product over all bins and channels, evaluated separately for each multivariate discriminant, with no cuts applied to the outputs. The central value of the cross section is defined by the position of the peak in the posterior density, and the 68% interval about the peak is taken as the uncertainty on the measurement. Systematic uncertainties, including all correlations, are reflected in this posterior interval.

We extract inclusive single top quark cross sections $\sigma(p\bar{p} \rightarrow tb + X, tqb + X)$ of $\sigma_{\text{BDT}} = 3.74^{+0.95}_{-0.79}$ pb, $\sigma_{\text{BNN}} =$

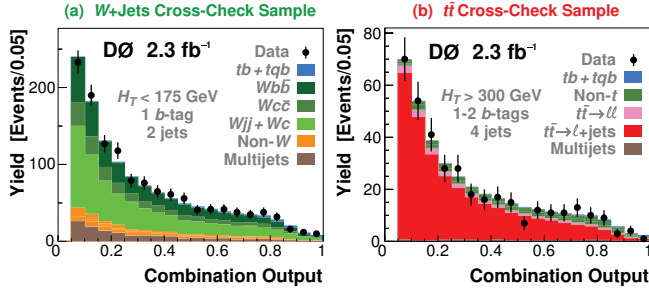


FIG. 2: The combination discriminant outputs for (a) W +jets and (b) $t\bar{t}$ cross-check samples. H_T is the scalar sum of the transverse momenta of the final state objects (lepton, \cancel{E}_T , and jets).

$4.70^{+1.18}_{-0.93}$ pb, and $\sigma_{\text{ME}} = 4.30^{+0.99}_{-1.20}$ pb. The sensitivity of the analyses to a contribution from single top quark production is estimated by generating an ensemble of pseudodatasets that sample the background model and its uncertainties, with no signal present. We measure a cross section from each pseudodataset, and hence obtain the probability that the SM cross section is reached. This provides expected sensitivities (stated in terms of Gaussian standard deviations, SD) of 4.3, 4.1, and 4.1 SD for the BDT, BNN, and ME analyses respectively. The measured significances, obtained by counting the number of pseudodatasets with cross sections at least as large as the measured cross section, are 4.6, 5.2, and 4.9 SD respectively.

The three multivariate techniques use the same data sample but are not completely correlated: the correlation of the measured cross section using pseudodatasets with background and SM signal is BDT:BNN = 74%, BDT:ME = 60%, BNN:ME = 57%. Their combination therefore leads to increased sensitivity and a more precise measurement of the cross section. We use the three discriminant outputs as inputs to a second set of Bayesian neural networks, and obtain the combined cross section and its signal significance from the new discriminant output. The resulting expected significance is 4.5 SD. Figure 3 illustrates the importance of the signal when comparing data to prediction.

The measured cross section is

$$\sigma(p\bar{p} \rightarrow tb + X, tqb + X) = 3.94 \pm 0.88 \text{ pb.}$$

The measurement has a p -value of 2.5×10^{-7} , corresponding to a significance of 5.0 SD. The expected and measured posterior densities and the background-only pseudodataset measurements are shown in Fig. 4.

We use the cross section measurement to determine the Bayesian posterior for $|V_{tb}|^2$ in the interval $[0,1]$ and extract a limit of $|V_{tb}| > 0.78$ at 95% C.L. within the SM [7]. When the upper constraint is removed, we measure $|V_{tb}f_1^L| = 1.07 \pm 0.12$, where f_1^L is the strength of the left-handed Wtb coupling.

In summary, we have measured the single top quark production cross section using 2.3 fb^{-1} of data at the D0

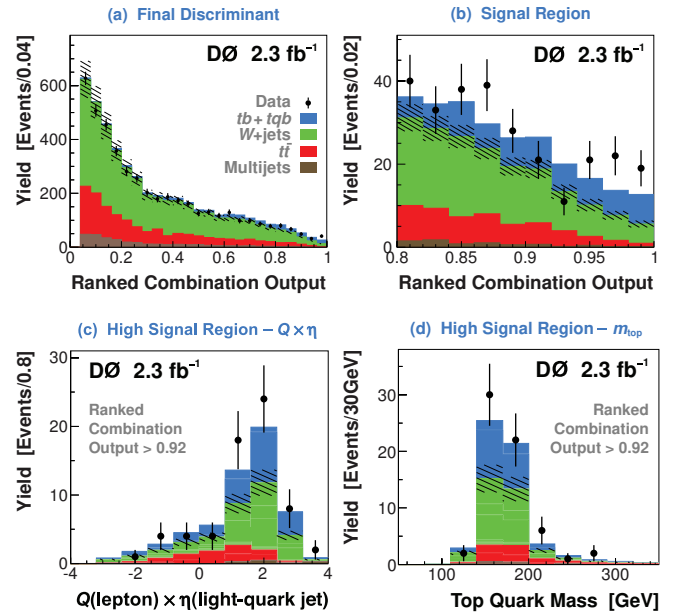


FIG. 3: Distribution of the combination output for all 24 analysis channels combined, (a) full range, and (b) high signal region. The bins have been ordered by their expected signal:background ratio and the signal is normalized to the measured cross section. The hatched band indicates the total uncertainty on the background. These distributions are not used in the cross section measurement and are for illustration only. For the ranked combination output > 0.92 , (c) shows the distribution of lepton charge times pseudorapidity of the leading not- b -tagged jet, and (d) shows the reconstructed top quark mass.

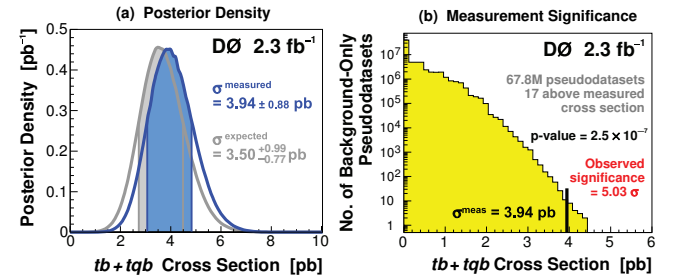


FIG. 4: (a) Expected SM and measured Bayesian posterior probability densities for the $tb+ tqb$ cross section. The shaded regions indicate one standard deviation above and below the peak positions. (b) Measured cross sections using the ensemble of background-only pseudodatasets (containing full systematics and no signal) used to measure the significance of the result.

experiment. We measure a cross section for the combined $tb+ tqb$ channels of 3.94 ± 0.88 pb. Our result provides an improved direct measurement of the amplitude of the CKM matrix element V_{tb} . The measured single top quark signal corresponds to an excess over the predicted background with a significance of 5.0 SD — observation of single top quark production.

We thank the staffs at Fermilab and collaborating institutions, and acknowledge support from the DOE

and NSF (USA); CEA and CNRS/IN2P3 (France); FASI, Rosatom and RFBR (Russia); CNPq, FAPERJ, FAPESP and FUNDUNESP (Brazil); DAE and DST (India); Colciencias (Colombia); CONACyT (Mexico); KRF and KOSEF (Korea); CONICET and UBACyT (Argentina); FOM (The Netherlands); STFC (United Kingdom); MSMT and GACR (Czech Republic); CRC Program, CFI, NSERC and WestGrid Project (Canada); BMBF and DFG (Germany); SFI (Ireland); The Swedish Research Council (Sweden); CAS and CNSF (China); and the Alexander von Humboldt Foundation (Germany).

-
- [a] Visitor from Augustana College, Sioux Falls, SD, USA.
 - [b] Visitor from Rutgers University, Piscataway, NJ, USA.
 - [c] Visitor from The University of Liverpool, Liverpool, UK.
 - [d] Visitor from CERN, Geneva, Switzerland.
 - [e] Visitor from II. Physikalisches Institut, Georg-August-University, Göttingen, Germany.
 - [f] Visitor from Centro de Investigacion en Computacion - IPN, Mexico City, Mexico.
 - [g] Visitor from ECFM, Universidad Autonoma de Sinaloa, Culiacán, Mexico.
 - [h] Visitor from Helsinki Institute of Physics, Helsinki, Finland.
 - [i] Visitor from Universität Bern, Bern, Switzerland.
 - [j] Visitor from Universität Zürich, Zürich, Switzerland.
 - [‡] Deceased.

- [1] S.S.D. Willenbrock and D.A. Dicus, Phys. Rev. D **34**, 155 (1986).
- [2] F. Abe *et al.* (CDF Collaboration), Phys. Rev. Lett. **74**, 2626 (1995); S. Abachi *et al.* (D0 Collaboration), Phys. Rev. Lett. **74**, 2632 (1995).
- [3] C. Amsler *et al.*, (Particle Data Group), Phys. Lett. B **667**, 1 (2008).
- [4] A.P. Heinson, A.S. Belyaev, and E.E. Boos, Phys. Rev. D **56**, 3114 (1997); V.M. Abazov *et al.* (D0 Collaboration), Phys. Rev. Lett. **101**, 221801 (2008).
- [5] G.V. Jikia and S.R. Slabospitsky, Phys. Lett. B **295**, 136 (1992).
- [6] V.M. Abazov *et al.* (D0 Collaboration), Phys. Rev. Lett. **98**, 181802 (2007).
- [7] V.M. Abazov *et al.* (D0 Collaboration), Phys. Rev. D **78**, 012005 (2008).
- [8] T. Aaltonen *et al.* (CDF Collaboration), Phys. Rev. Lett. **101**, 252001 (2008).
- [9] T. Aaltonen *et al.* [CDF Collaboration], arXiv:0903.0885 [hep-ex].
- [10] S. Cortese and R. Petronzio, Phys. Lett. B **253**, 494 (1991).
- [11] C.-P. Yuan, Phys. Rev. D **41**, 42 (1990).
- [12] N. Kidonakis, Phys. Rev. D **74**, 114012 (2006). The cross sections for the single top quark processes are 1.12 ± 0.05 pb (s -channel) and 2.34 ± 0.13 pb (t -channel). There is a third process, $p\bar{p} \rightarrow tW + X$, that we do not include in our measurement since the production rate is below the sensitivity of the data.
- [13] V.M. Abazov *et al.* (D0 Collaboration), Nucl. Instrum. Methods Phys. Res., Sect. A **565**, 463 (2006).
- [14] T. Scanlon, Ph.D. thesis, Imperial College, University of London, October 2006.
- [15] E.E. Boos *et al.*, Phys. Atom. Nucl. **69**, 1317 (2006). We used SINGLETOP version 4.2p1.
- [16] T. Sjöstrand, S. Mrenna, and P. Skands, J. High Energy Phys. 05 (2006) 026. We used PYTHIA version 6.409.
- [17] M.L. Mangano *et al.*, J. High Energy Phys. 07 (2003) 001. We used ALPGEN version 2.11.
- [18] N. Kidonakis and R. Vogt, Phys. Rev. D **68**, 114014 (2003). We used $\sigma(p\bar{p} \rightarrow t\bar{t}+X) = 7.91^{+0.61}_{-1.01}$ pb, including an uncertainty component for the top quark mass.
- [19] J. M. Campbell and R. K. Ellis, Phys. Rev. D **65**, 113007 (2002).
- [20] L. Breiman *et al.*, *Classification and Regression Trees* (Wadsworth, Stamford, 1984); J.A. Benitez, Ph.D. thesis, Michigan State University, 2009; D. Gillberg, Ph.D. thesis, Simon Fraser University, 2009.
- [21] R.M. Neal, *Bayesian Learning for Neural Networks* (Springer-Verlag, New York, 1996); A. Tanasijczuk, Ph.D. thesis, Universidad de Buenos Aires, 2009.
- [22] V.M. Abazov *et al.* (D0 Collaboration), Nature **429**, 638 (2004); M. Pangilinan, Ph.D. thesis, Brown University, 2009.
- [23] Q.-H. Cao, R. Schwienhorst, and C.-P. Yuan, Phys. Rev. D **71**, 054023 (2005); Q.-H. Cao *et al.*, Phys. Rev. D **72**, 094027 (2005).
- [24] J.H. Friedman and B.E. Popescu, Ann. Appl. Stat. **2**, 916 (2008).