



HAL
open science

Upper limit on the cosmic-ray photon fraction at EeV energies from the Pierre Auger Observatory

J. Abraham, P. Abreu, M. Aglietta, C. Aguirre, E.J. Ahn, D. Allard, I. Allekotte, J. Allen, P. Allison, J. Alvarez-Muniz, et al.

► **To cite this version:**

J. Abraham, P. Abreu, M. Aglietta, C. Aguirre, E.J. Ahn, et al.. Upper limit on the cosmic-ray photon fraction at EeV energies from the Pierre Auger Observatory. *Astroparticle Physics*, 2009, 31, pp.399-406. 10.1016/j.astropartphys.2009.04.003 . in2p3-00377122

HAL Id: in2p3-00377122

<https://hal.in2p3.fr/in2p3-00377122>

Submitted on 29 Mar 2016

HAL is a multi-disciplinary open access archive for the deposit and dissemination of scientific research documents, whether they are published or not. The documents may come from teaching and research institutions in France or abroad, or from public or private research centers.

L'archive ouverte pluridisciplinaire **HAL**, est destinée au dépôt et à la diffusion de documents scientifiques de niveau recherche, publiés ou non, émanant des établissements d'enseignement et de recherche français ou étrangers, des laboratoires publics ou privés.



Upper limit on the cosmic-ray photon fraction at EeV energies from the Pierre Auger Observatory

J. Abraham, P. Abreu, M. Aglietta, C. Aguirre, E.J. Ahn, D. Allard, I. Allekotte, J. Allen, P. Allison, J. Alvarez-Muniz, et al.

► **To cite this version:**

J. Abraham, P. Abreu, M. Aglietta, C. Aguirre, E.J. Ahn, et al.. Upper limit on the cosmic-ray photon fraction at EeV energies from the Pierre Auger Observatory. *Astroparticle Physics*, Elsevier, 2009, 31 (6), pp.399. <10.1016/j.astropartphys.2009.04.003>. <hal-00598193>

HAL Id: hal-00598193

<https://hal.archives-ouvertes.fr/hal-00598193>


Submitted on 5 Jun 2011

HAL is a multi-disciplinary open access archive for the deposit and dissemination of scientific research documents, whether they are published or not. The documents may come from teaching and research institutions in France or abroad, or from public or private research centers.

L'archive ouverte pluridisciplinaire **HAL**, est destinée au dépôt et à la diffusion de documents scientifiques de niveau recherche, publiés ou non, émanant des établissements d'enseignement et de recherche français ou étrangers, des laboratoires publics ou privés.

Upper limit on the cosmic-ray photon fraction at EeV energies from the Pierre Auger Observatory

J. Abraham, P. Abreu, M. Aglietta, C. Aguirre, E.J. Ahn, D. Allard, I. Allekotte, J. Allen, P. Allison, J. Alvarez-Muniz, M. Ambrosio, L. Anchordoqui, S. Andringa, A. Anzalone, C. Aramo, S. Argirò, K. Arisaka, F. Arneodo, F. Arqueros, T. Asch, H. Asorey, P. Assis, J. Aublin, M. Ave, G. Avila, T. Bächer, D. Badagnani, K.B. Barber, A.F. Barbosa, S.L.C. Barroso, B. Baughman, P. Bauleo, J.J. Beatty, T. Beau, B.R. Becker, K.H. Becker, A. Bellétoile, J.A. Bellido, S. BenZvi, C. Berat, P. Bernardini, X. Bertou, P.L. Biermann, P. Billoir, O. Blanch-Bigas, F. Blanco, C. Bleve, H. Blümer, M. Boháčová, C. Bonifazi, R. Bonino, J. Brack, P. Brogueira, W.C. Brown, R. Bruijn, P. Buchholz, A. Bueno, R.E. Burton, N.G. Busca, K.S. Caballero-Mora, L. Caramete, R. Caruso, W. Carvalho, A. Castellina, O. Catalano, L. Cazon, R. Cester, J. Chauvin, A. Chiavassa, J.A. Chinellato, A. Chou, J. Chudoba, J. Chye, R.W. Clay, E. Colombo, R. Conceição, B. Connolly, F. Contreras, J. Coppens, A. Cordier, U. Cotti, S. Coutu, C.E. Covault, A. Creusot, A. Criss, J. Cronin, A. Curutiu, S. Dagoret-Campagne, K. Daumiller, B.R. Dawson, R.M. de Almeida, M. De Domenico, C. De Donato, S.J. de Jong, G. De La Vega, W.J.M. de Mello Junior, J.R.T. de Mello Neto, I. De Mitri, V. de Souza, G. Decerprit, L. del Peral, O. Deligny, A. Della Selva, C. Delle Fratte, H. Dembinski, C. Di Giulio, J.C. Diaz, P.N. Diep, C. Dobrigkeit, J.C. D'Olivo, P.N. Dong, D. Dornic, A. Dorofeev, J.C. dos Anjos, M.T. Dova, D. D'Urso, I. Dutan, M.A. DuVernois, R. Engel, M. Erdmann, C.O. Escobar, A. Etchegoyen, P. Facal San Luis, H. Falcke, G. Farrar, A.C. Fauth, N. Fazzini, F. Ferrer, A. Ferrero, B. Fick, A. Filevich, A. Filipčič, I. Fleck, S. Fliescher, C.E. Fracchiolla, E.D. Fraenkel, W. Fulgione, R.F. Gamarra, S. Gambetta, B. Garcí a, D. Garcí a Gámez, D. Garcia-Pinto, X. Garrido, G. Gelmini, H. Gemmeke, P.L. Ghia, U. Giaccari, M. Giller, H. Glass, L.M. Goggin, M.S. Gold, G. Golup, F. Gomez Albarracin, M. Gómez Berisso, P. Gonçalves, M. Gonçalves do Amaral, D. Gonzalez, J.G. Gonzalez, D. Góra, A. Gorgi, P. Gouffon, S. Grebe, M. Grigat, A.F. Grillo, Y. Guardincerri, F. Guarino, G.P. Guedes, J. Gutiérrez, J.D. Hague, V. Halenka, P. Hansen, D. Harari, S. Harmsma, J.L. Harton, A. Haungs, M.D. Healy, T. Hebbeker, G. Hebrero, D. Heck, C. Hojvat, V.C. Holmes, P. Homola, J.R. Hörandel, A. Horneffer, M. Hrabovský, T. Huege, M. Hussain, M. Iarlori, A. Insolia, F. Ionita, A. Italiano, S. Jiraskova, M. Kaducak, K.H. Kampert, T. Karova, P. Kasper, B. Kégl, B. Keilhauer, E. Kemp, R.M. Kieckhafer, H.O. Klages, M. Kleifges, J. Kleinfeller, R. Knapik, J. Knapp, D.-H. Koang, A. Krieger, O. Krömer, D. Kruppke, D. Kuempel, N. Kunka, A. Kusenko, G. La Rosa, C. Lachaud, B.L.



Lago, M.S.A.B. Leao, D. Lebrun, P. Lebrun, J. Lee, M.A. Leigui de Oliveira, A. Lemiere, A. Letessier-Selvon, M. Leuthold, I. Lhenry-Yvon, R. López, A. Lopez Agüera, J. Lozano Bahilo, A. Lucero, R. Luna Garcı́a, M.C. Maccarone, C. Macolino, S. Maldera, D. Mandat, P. Mantsch, A.G. Mariazzi, I.C. Maris, H.R. Marquez Falcon, D. Martello, J. Martı́nez, O. Martı́nez Bravo, H.J. Mathes, J. Matthews, J.A.J. Matthews, G. Matthiae, D. Maurizio, P.O. Mazur, M. McEwen, R.R. McNeil, G. Medina-Tanco, M. Melissas, D. Melo, E. Menichetti, A. Menshikov, R. Meyhandan, M.I. Micheletti, G. Miele, W. Miller, L. Miramonti, S. Mollerach, M. Monasor, D. Monnier Ragaigue, F. Montanet, B. Morales, C. Morello, J.C. Moreno, C. Morris, M. Mostafá, S. Mueller, M.A. Muller, R. Mussa, G. Navarra, J.L. Navarro, S. Navas, P. Necasal, L. Nellen, C. Newman-Holmes, D. Newton, P.T. Nhung, N. Nierstenhoefer, D. Nitz, D. Nosek, L. Nořka, J. Oehlschláger, A. Olinto, V.M. Olmos-Gilbaja, M. Ortiz, F. Ortolani, N. Pacheco, D. Pakk Selmi-Dei, M. Palatka, J. Pallotta, G. Parente, E. Parizot, S. Parlati, S. Pastor, M. Patel, T. Paul, V. Pavlidou, K. Payet, M. Pech, J. Pe, kala, R. Pelayo, I.M. Pepe, L. Perrone, R. Pesce, E. Petermann, S. Petrera, P. Petrinca, A. Petrolini, Y. Petrov, J. Petrovic, C. Pfindner, A. Pichel, R. Piegaiia, T. Pierog, M. Pimenta, T. Pinto, V. Pirronello, O. Pisanti, M. Platino, J. Pochon, V.H. Ponce, M. Pontz, P. Privitera, M. Prouza, E.J. Quel, J. Rautenberg, D. Ravignani, A. Redondo, S. Reucroft, B. Revenu, F.A.S. Rezende, J. Ridky, S. Riggi, M. Risse, C. Rivière, V. Rizi, C. Robledo, G. Rodriguez, J. Rodriguez Martino, J. Rodriguez Rojo, I. Rodriguez-Cabo, M.D. Rodrı́guez-Frı́as, G. Ros, J. Rosado, M. Roth, B. Rouillé-d'Orfeuill, E. Roulet, A.C. Rovero, F. Salamida, H. Salazar, G. Salina, F. Sánchez, M. Santander, C.E. Santo, E.M. Santos, F. Sarazin, S. Sarkar, R. Sato, N. Scharf, V. Scherini, H. Schieler, P. Schiffer, A. Schmidt, F. Schmidt, T. Schmidt, O. Scholten, H. Schoorlemmer, J. Schovancova, P. Schovánek, F. Schroeder, S. Schulte, F. Schüssler, D. Schuster, S.J. Sciutto, M. Scuderi, A. Segreto, D. Semikoz, M. Settimo, R.C. Shellard, I. Sidelnik, B.B. Siffert, N. Smetniansky De Grande, A. Smiałkowski, R. Šmída, B.E. Smith, G.R. Snow, P. Sommers, J. Sorokin, H. Spinka, R. Squartini, E. Strazzeri, A. Stutz, F. Suarez, T. Suomijärvi, A.D. Supanitsky, M.S. Sutherland, J. Swain, Z. Szadkowski, A. Tamashiro, A. Tamburro, T. Tarutina, O. Tařcau, R. Tcaciuc, D. Tcherniakhovski, N.T. Thao, D. Thomas, R. Ticona, J. Tiffenberg, C. Timmermans, W. Tkaczyk, C.J. Todero Peixoto, B. Tomé, A. Tonachini, I. Torres, P. Travnicek, D.B. Tridapalli, G. Tristram, E. Trovato, V. Tuci, M. Tueros, R. Ulrich, M. Unger, M. Urban, J.F. Valdés Galicia, I. Valino, L. Valore, A.M. van den Berg, R.A. Vázquez, D. Veberič, A. Velarde, T. Venters, V. Verzi, M. Videla, L. Villasenor, S. Vorobiov, L. Voyvodic, H. Wahlberg, P. Wahrlich, O. Wainberg, D. Warner, A.A. Watson, S. Westerhoff, B.J. Whelan, G. Wiczorek, L. Wiencke, B. Wilczyńska, H. Wilczyński, C. Wileman, M.G. Winnick, H. Wu, B. Wundheiler,

P. Younk, G. Yuan, E. Zas, D. Zavrtnik, M. Zavrtnik, I. Zaw, A. Zepeda, M. Ziolkowski

PII: S0927-6505(09)00069-3
DOI: [10.1016/j.astropartphys.2009.04.003](https://doi.org/10.1016/j.astropartphys.2009.04.003)
Reference: ASTPHY 1403

To appear in: *Astroparticle Physics*

Received Date: 4 March 2009
Revised Date: 8 April 2009
Accepted Date: 18 April 2009

Please cite this article as: J. Abraham, P. Abreu, M. Aglietta, C. Aguirre, E.J. Ahn, D. Allard, I. Allekotte, J. Allen, P. Allison, J. Alvarez-Muniz, M. Ambrosio, L. Anchordoqui, S. Andringa, A. Anzalone, C. Aramo, S. Argirò, K. Arisaka, F. Arneodo, F. Arqueros, T. Asch, H. Asorey, P. Assis, J. Aublin, M. Ave, G. Avila, T. Bäcker, D. Badagnani, K.B. Barber, A.F. Barbosa, S.L.C. Barroso, B. Baughman, P. Bauleo, J.J. Beatty, T. Beau, B.R. Becker, K.H. Becker, A. Bellétoile, J.A. Bellido, S. BenZvi, C. Berat, P. Bernardini, X. Bertou, P.L. Biermann, P. Billoir, O. Blanch-Bigas, F. Blanco, C. Bleve, H. Blümer, M. Bohá čová, C. Bonifazi, R. Bonino, J. Brack, P. Brogueira, W.C. Brown, R. Bruijn, P. Buchholz, A. Bueno, R.E. Burton, N.G. Busca, K.S. Caballero-Mora, L. Caramete, R. Caruso, W. Carvalho, A. Castellina, O. Catalano, L. Cazon, R. Cester, J. Chauvin, A. Chiavassa, J.A. Chinellato, A. Chou, J. Chudoba, J. Chye, R.W. Clay, E. Colombo, R. Conceição, B. Connolly, F. Contreras, J. Coppens, A. Cordier, U. Cotti, S. Coutu, C.E. Covault, A. Creusot, A. Criss, J. Cronin, A. Curutiu, S. Dagoret-Campagne, K. Daumiller, B.R. Dawson, R.M. de Almeida, M.D. Domenico, C.D. Donato, S.J. de Jong, G.D. La Vega, W.J.M. de Mello Junior, J.R.T. de Mello Neto, I.D. Mitri, V. de Souza, G. Decerprit, L.d. Peral, O. Deligny, A.D. Selva, C.D. Fratte, H. Dembinski, C.D. Giulio, J.C. Diaz, P.N. Diep, C. Dobrigkeit, J.C. D’Olivo, P.N. Dong, D. Dornic, A. Dorofeev, J.C.d. Anjos, M.T. Dova, D. D’Urso, I. Dutan, M.A. DuVernois, R. Engel, M. Erdmann, C.O. Escobar, A. Etchegoyen, P.F. San Luis, H. Falcke, G. Farrar, A.C. Fauth, N. Fazzini, F. Ferrer, A. Ferrero, B. Fick, A. Filevich, A. Filipčič, I. Fleck, S. Fliescher, C.E. Fracchiolla, E.D. Fraenkel, W. Fulgione, R.F. Gamarra, S. Gambetta, B. Garcı ´a, D.G. Gámez, D. Garcia-Pinto, X. Garrido, G. Gelmini, H. Gemmeke, P.L. Ghia, U. Giaccari, M. Giller, H. Glass, L.M. Goggin, M.S. Gold, G. Golup, F.G. Albarracin, M.G. Berisso, P. Gonçalves, M.G. do Amaral, D. Gonzalez, J.G. Gonzalez, D. Góra, A. Gorgi, P. Gouffon, S. Grebe, M. Grigat, A.F. Grillo, Y. Guardincerri, F. Guarino, G.P. Guedes, J. Gutiérrez, J.D. Hague, V. Halenka, P. Hansen, D. Harari, S. Harmsma, J.L. Harton, A. Haungs, M.D. Healy, T. Hebbeker, G. Hebrero, D. Heck, C. Hojvat, V.C. Holmes, P. Homola, J.R. Hörandel, A. Horneffer, M. Hrabovský, T. Huege, M. Hussain, M. Iarlori, A. Insolia, F. Ionita, A. Italiano, S. Jiraskova, M. Kaducak, K.H. Kampert, T. Karova, P. Kasper, B. Kégl, B. Keilhauer, E. Kemp, R.M. Kieckhafer, H.O. Klages, M. Kleifges, J. Kleinfeller, R. Knapik, J. Knapp, D.-H. Koang, A. Krieger, O. Krömer, D. Kruppke, D. Kuempel, N. Kunka, A. Kusenko, G.L. Rosa, C. Lachaud, B.L. Lago, M.S.A.B. Leao, D. Lebrun, P. Lebrun, J. Lee, M.A.L. de Oliveira, A. Lemiére, A. Letessier-Selvon, M. Leuthold, I. Lhenry-Yvon, R. López, A.L. Agüera, J.L. Bahilo, A. Lucero, R.L. Garcı ´a, M.C. Maccarone, C. Macolino, S. Maldera, D. Mandat, P. Mantsch, A.G. Mariuzzi, I.C. Maris, H.R.M. Falcon, D. Martello, J. Martí ´nez, O.M. Bravo, H.J. Mathes, J. Matthews, J.A.J. Matthews, G. Matthiae, D. Maurizio, P.O. Mazur, M. McEwen, R.R. McNeil, G. Medina-Tanco, M. Melissas, D. Melo, E.

Menichetti, A. Menshikov, R. Meyhandan, M.I. Micheletti, G. Miele, W. Miller, L. Miramonti, S. Mollerach, M. Monasor, D.M. Ragainne, F. Montanet, B. Morales, C. Morello, J.C. Moreno, C. Morris, M. Mostafá, S. Mueller, M.A. Muller, R. Mussa, G. Navarra, J.L. Navarro, S. Navas, P. Necesar, L. Nellen, C. Newman-Holmes, D. Newton, P.T. Nhung, N. Nierstenhoefer, D. Nitz, D. Nosek, L. Nožka, J. Oehlschläger, A. Olinto, V.M. Olmos-Gilbaja, M. Ortiz, F. Ortolani, N. Pacheco, D.P. Selmi-Dei, M. Palatka, J. Pallotta, G. Parente, E. Parizot, S. Parlati, S. Pastor, M. Patel, T. Paul, V. Pavlidou, K. Payet, M. Pech, J. Peřkala, R. Pelayo, I.M. Pepe, L. Perrone, R. Pesce, E. Petermann, S. Petrera, P. Petrinca, A. Petrolini, Y. Petrov, J. Petrovic, C. Pfendner, A. Pichel, R. Piegaiia, T. Pierog, M. Pimenta, T. Pinto, V. Pirronello, O. Pisanti, M. Platino, J. Pochon, V.H. Ponce, M. Pontz, P. Privitera, M. Prouza, E.J. Quel, J. Rautenberg, D. Ravnigani, A. Redondo, S. Reucroft, B. Revenu, F.A.S. Rezende, J. Ridky, S. Riggi, M. Risse, C. Rivièrè, V. Rizi, C. Robledo, G. Rodriguez, J.R. Martino, J.R. Rojo, I. Rodriguez-Cabo, M.D. Rodríguez-Frías, G. Ros, J. Rosado, M. Roth, B. Rouillé-d'Orfeuill, E. Roulet, A.C. Rovero, F. Salamida, H. Salazar, G. Salina, F. Sánchez, M. Santander, C.E. Santo, E.M. Santos, F. Sarazin, S. Sarkar, R. Sato, N. Scharf, V. Scherini, H. Schieler, P. Schiffer, A. Schmidt, F. Schmidt, T. Schmidt, O. Scholten, H. Schoorlemmer, J. Schovancova, P. Schovánek, F. Schroeder, S. Schulte, F. Schüssler, D. Schuster, S.J. Sciutto, M. Scuderi, A. Segreto, D. Semikoz, M. Settimo, R.C. Shellard, I. Sidelnik, B.B. Siffert, N.S. De Grande, A.S. kowski, R. Šmída, B.E. Smith, G.R. Snow, P. Sommers, J. Sorokin, H. Spinka, R. Squartini, E. Strazzeri, A. Stutz, F. Suarez, T. Suomijärvi, A.D. Supanitsky, M.S. Sutherland, J. Swain, Z. Szadkowski, A. Tamashiro, A. Tamburro, T. Tarutina, O. Taşcau, R. Teaciuc, D. Tcherniakhovski, N.T. Thao, D. Thomas, R. Ticona, J. Tiffenberg, C. Timmermans, W. Tkaczyk, C.J.T. Peixoto, B. Tomé, A. Tonachini, I. Torres, P. Travnicek, D.B. Tridapalli, G. Tristram, E. Trovato, V. Tuci, M. Tueros, R. Ulrich, M. Unger, M. Urban, J.F.V. Galicia, I. Valino, L. Valore, A.M. van den Berg, R.A. Vázquez, D. Veberič, A. Velarde, T. Venters, V. Verzi, M. Videla, L. Villasenor, S. Vorobiov, L. Voyvodic, H. Wahlberg, P. Wahrlich, O. Wainberg, D. Warner, A.A. Watson, S. Westerhoff, B.J. Whelan, G. Wiczorek, L. Wiencke, B. Wilczyńska, H. Wilczyński, C. Wileman, M.G. Winnick, H. Wu, B. Wundheiler, P. Younk, G. Yuan, E. Zas, D. Zavrtnik, M. Zavrtnik, I. Zaw, A. Zepeda, M. Ziolkowski, Upper limit on the cosmic-ray photon fraction at EeV energies from the Pierre Auger Observatory, *Astroparticle Physics* (2009), doi: [10.1016/j.astropartphys.2009.04.003](https://doi.org/10.1016/j.astropartphys.2009.04.003)

This is a PDF file of an unedited manuscript that has been accepted for publication. As a service to our customers we are providing this early version of the manuscript. The manuscript will undergo copyediting, typesetting, and review of the resulting proof before it is published in its final form. Please note that during the production process errors may be discovered which could affect the content, and all legal disclaimers that apply to the journal pertain.

Upper limit on the cosmic-ray photon fraction at EeV energies from the Pierre Auger Observatory

The Pierre Auger Collaboration

J. Abraham⁸, P. Abreu⁷¹, M. Aglietta⁵³, C. Aguirre¹², E.J. Ahn⁸⁷,
D. Allard³⁰, I. Allekotte¹, J. Allen⁹⁰, P. Allison⁹², J. Alvarez-Muñiz⁷⁸,
M. Ambrosio⁴⁷, L. Anchordoqui¹⁰⁵, S. Andringa⁷¹, A. Anzalone⁵²,
C. Aramo⁴⁷, S. Argirò⁵⁰, K. Arisaka⁹⁵, F. Arneodo⁵⁴, F. Arqueros⁷⁵,
T. Asch³⁷, H. Asorey¹, P. Assis⁷¹, J. Aublin³², M. Ave⁹⁶, G. Avila¹⁰,
T. Bäcker⁴¹, D. Badagnani⁶, K.B. Barber¹¹, A.F. Barbosa¹⁴,
S.L.C. Barroso¹⁹, B. Baughman⁹², P. Bauleo⁸⁵, J.J. Beatty⁹², T. Beau³⁰,
B.R. Becker¹⁰¹, K.H. Becker³⁵, A. Bellétoile³³, J.A. Bellido^{11, 93}, S. BenZvi¹⁰⁴,
C. Berat³³, P. Bernardini⁴⁶, X. Bertou¹, P.L. Biermann³⁸, P. Billoir³²,
O. Blanch-Bigas³², F. Blanco⁷⁵, C. Bleve⁴⁶, H. Blümer^{40, 36},
M. Boháčová^{96, 26}, C. Bonifazi^{32, 14}, R. Bonino⁵³, J. Brack⁸⁵, P. Brogueira⁷¹,
W.C. Brown⁸⁶, R. Bruijn⁸¹, P. Buchholz⁴¹, A. Bueno⁷⁷, R.E. Burton⁸³,
N.G. Busca³⁰, K.S. Caballero-Mora⁴⁰, L. Caramete³⁸, R. Caruso⁴⁹,
W. Carvalho¹⁶, A. Castellina⁵³, O. Catalano⁵², L. Cazon⁹⁶, R. Cester⁵⁰,
J. Chauvin³³, A. Chiavassa⁵³, J.A. Chinellato¹⁷, A. Chou^{87, 90}, J. Chudoba²⁶,
J. Chye⁸⁹, R.W. Clay¹¹, E. Colombo², R. Conceição⁷¹, B. Connolly¹⁰²,
F. Contreras⁹, J. Coppens^{65, 67}, A. Cordier³¹, U. Cotti⁶³, S. Coutu⁹³,
C.E. Covault⁸³, A. Creusot⁷³, A. Criss⁹³, J. Cronin⁹⁶, A. Curutiu³⁸,
S. Dagoret-Campagne³¹, K. Daumiller³⁶, B.R. Dawson¹¹, R.M. de Almeida¹⁷,
M. De Domenico⁴⁹, C. De Donato⁴⁵, S.J. de Jong⁶⁵, G. De La Vega⁸,
W.J.M. de Mello Junior¹⁷, J.R.T. de Mello Neto²², I. De Mitri⁴⁶, V. de
Souza¹⁶, G. Decerprit³⁰, L. del Peral⁷⁶, O. Deligny²⁹, A. Della Selva⁴⁷,
C. Delle Fratte⁴⁸, H. Dembinski³⁹, C. Di Giulio⁴⁸, J.C. Diaz⁸⁹, P.N. Diep¹⁰⁶,
C. Dobrigkeit¹⁷, J.C. D'Olivo⁶⁴, P.N. Dong¹⁰⁶, D. Dornic²⁹, A. Dorofeev⁸⁸,
J.C. dos Anjos¹⁴, M.T. Dova⁶, D. D'Urso⁴⁷, I. Dutan³⁸, M.A. DuVernois⁹⁸,
R. Engel³⁶, M. Erdmann³⁹, C.O. Escobar¹⁷, A. Etchegoyen², P. Facal San
Luis^{96, 78}, H. Falcke^{65, 68}, G. Farrar⁹⁰, A.C. Fauth¹⁷, N. Fazzini⁸⁷, F. Ferrer⁸³,
A. Ferrero², B. Fick⁸⁹, A. Filevich², A. Filipčić^{72, 73}, I. Fleck⁴¹, S. Fliescher³⁹,
C.E. Fracchiolla¹⁵, E.D. Fraenkel⁶⁶, W. Fulgione⁵³, R.F. Gamarra²,
S. Gambetta⁴³, B. García⁸, D. García Gámez⁷⁷, D. Garcia-Pinto⁷⁵,
X. Garrido^{36, 31}, G. Gelmini⁹⁵, H. Gemmeke³⁷, P.L. Ghia^{29, 53}, U. Giaccari⁴⁶,
M. Giller⁷⁰, H. Glass⁸⁷, L.M. Goggin¹⁰⁵, M.S. Gold¹⁰¹, G. Golup¹, F. Gomez
Albarracin⁶, M. Gómez Berisso¹, P. Gonçalves⁷¹, M. Gonçalves do Amaral²³,
D. Gonzalez⁴⁰, J.G. Gonzalez^{77, 88}, D. Góra^{40, 69}, A. Gorgi⁵³, P. Gouffon¹⁶,
S. Grebe^{65, 41}, M. Grigat³⁹, A.F. Grillo⁵⁴, Y. Guardincerri⁴, F. Guarino⁴⁷,
G.P. Guedes¹⁸, J. Gutiérrez⁷⁶, J.D. Hague¹⁰¹, V. Halenka²⁷, P. Hansen⁶,

D. Harari¹, S. Harmsma^{66, 67}, J.L. Harton⁸⁵, A. Haungs³⁶, M.D. Healy⁹⁵,
 T. Hebbeker³⁹, G. Hebrero⁷⁶, D. Heck³⁶, C. Hojvat⁸⁷, V.C. Holmes¹¹,
 P. Homola⁶⁹, J.R. Hörandel⁶⁵, A. Horneffer⁶⁵, M. Hrabovský^{27, 26},
 T. Huege³⁶, M. Hussain⁷³, M. Iarlori⁴⁴, A. Insolia⁴⁹, F. Ionita⁹⁶, A. Italiano⁴⁹,
 S. Jiraskova⁶⁵, M. Kaducak⁸⁷, K.H. Kampert³⁵, T. Karova²⁶, P. Kasper⁸⁷,
 B. Kégl³¹, B. Keilhauer³⁶, E. Kemp¹⁷, R.M. Kieckhafer⁸⁹, H.O. Klages³⁶,
 M. Kleifges³⁷, J. Kleinfeller³⁶, R. Knapik⁸⁵, J. Knapp⁸¹, D.-H. Koang³³,
 A. Krieger², O. Krömer³⁷, D. Kruppke³⁵, D. Kuempel³⁵, N. Kunka³⁷,
 A. Kusenko⁹⁵, G. La Rosa⁵², C. Lachaud³⁰, B.L. Lago²², M.S.A.B. Leão²¹,
 D. Lebrun³³, P. Lebrun⁸⁷, J. Lee⁹⁵, M.A. Leigui de Oliveira²¹, A. Lemiere²⁹,
 A. Letessier-Selvon³², M. Leuthold³⁹, I. Lhenry-Yvon²⁹, R. López⁵⁸,
 A. Lopez Agüera⁷⁸, J. Lozano Bahilo⁷⁷, A. Lucero⁵³, R. Luna García⁵⁹,
 M.C. Maccarone⁵², C. Macolino⁴⁴, S. Maldera⁵³, D. Mandat²⁶, P. Mantsch⁸⁷,
 A.G. Mariazzi⁶, I.C. Maris⁴⁰, H.R. Marquez Falcon⁶³, D. Martello⁴⁶,
 J. Martínez⁵⁹, O. Martínez Bravo⁵⁸, H.J. Mathes³⁶, J. Matthews^{88, 94},
 J.A.J. Matthews¹⁰¹, G. Matthiae⁴⁸, D. Maurizio⁵⁰, P.O. Mazur⁸⁷,
 M. McEwen⁷⁶, R.R. McNeil⁸⁸, G. Medina-Tanco⁶⁴, M. Melissas⁴⁰, D. Melo⁵⁰,
 E. Menichetti⁵⁰, A. Menshikov³⁷, R. Meyhandan⁶⁶, M.I. Micheletti²,
 G. Miele⁴⁷, W. Miller¹⁰¹, L. Miramonti⁴⁵, S. Mollerach¹, M. Monasor⁷⁵,
 D. Monnier Ragaigne³¹, F. Montanet³³, B. Morales⁶⁴, C. Morello⁵³,
 J.C. Moreno⁶, C. Morris⁹², M. Mostafá⁸⁵, S. Mueller³⁶, M.A. Muller¹⁷,
 R. Mussa⁵⁰, G. Navarra⁵³, J.L. Navarro⁷⁷, S. Navas⁷⁷, P. Necesar²⁶,
 L. Nellen⁶⁴, C. Newman-Holmes⁸⁷, D. Newton⁸¹, P.T. Nhung¹⁰⁶,
 N. Nierstenhoefer³⁵, D. Nitz⁸⁹, D. Nosek²⁵, L. Nožka²⁶, J. Oehlschläger³⁶,
 A. Olinto⁹⁶, V.M. Olmos-Gilbaja⁷⁸, M. Ortiz⁷⁵, F. Ortolani⁴⁸, N. Pacheco⁷⁶,
 D. Pakk Selmi-Dei¹⁷, M. Palatka²⁶, J. Pallotta³, G. Parente⁷⁸, E. Parizot³⁰,
 S. Parlati⁵⁴, S. Pastor⁷⁴, M. Patel⁸¹, T. Paul⁹¹, V. Pavlidou⁹⁶, K. Payet³³,
 M. Pech²⁶, J. Pękala⁶⁹, R. Pelayo⁶², I.M. Pepe²⁰, L. Perrone⁴⁶, R. Pesce⁴³,
 E. Petermann¹⁰⁰, S. Petrera⁴⁴, P. Petrinca⁴⁸, A. Petrolini⁴³, Y. Petrov⁸⁵,
 J. Petrovic⁶⁷, C. Pfindner¹⁰⁴, A. Pichel⁷, R. Piegai⁴, T. Pierog³⁶,
 M. Pimenta⁷¹, T. Pinto⁷⁴, V. Pirronello⁴⁹, O. Pisanti⁴⁷, M. Platino²,
 J. Pochon¹, V.H. Ponce¹, M. Pontz⁴¹, P. Privitera⁹⁶, M. Prouza²⁶,
 E.J. Quel³, J. Rautenberg³⁵, D. Ravnani², A. Redondo⁷⁶, S. Reucroft⁹¹,
 B. Revenu³⁴, F.A.S. Rezende¹⁴, J. Ridky²⁶, S. Riggi⁴⁹, M. Risse^{35, 41},
 C. Rivière³³, V. Rizi⁴⁴, C. Robledo⁵⁸, G. Rodriguez⁴⁸, J. Rodriguez
 Martino⁴⁹, J. Rodriguez Rojo⁹, I. Rodriguez-Cabo⁷⁸, M.D. Rodríguez-Frías⁷⁶,
 G. Ros^{75, 76}, J. Rosado⁷⁵, M. Roth³⁶, B. Rouillé-d'Orfeuille³⁰, E. Roulet¹,
 A.C. Rovero⁷, F. Salamida⁴⁴, H. Salazar⁵⁸, G. Salina⁴⁸, F. Sánchez⁶⁴,
 M. Santander⁹, C.E. Santo⁷¹, E.M. Santos²², F. Sarazin⁸⁴, S. Sarkar⁷⁹,
 R. Sato⁹, N. Scharf³⁹, V. Scherini³⁵, H. Schieler³⁶, P. Schiffer³⁹, A. Schmidt³⁷,
 F. Schmidt⁹⁶, T. Schmidt⁴⁰, O. Scholten⁶⁶, H. Schoorlemmer^{65, 67},
 J. Schovancova²⁶, P. Schovánek²⁶, F. Schroeder³⁶, S. Schulte³⁹,
 F. Schüssler³⁶, D. Schuster⁸⁴, S.J. Sciutto⁶, M. Scuderi⁴⁹, A. Segreto⁵²,
 D. Semikoz³⁰, M. Settimo⁴⁶, R.C. Shellard^{14, 15}, I. Sidelnik², B.B. Siffert²²,

N. Smetniansky De Grande², A. Smiałkowski⁷⁰, R. Šmída²⁶, B.E. Smith⁸¹,
 G.R. Snow¹⁰⁰, P. Sommers⁹³, J. Sorokin¹¹, H. Spinka^{82, 87}, R. Squartini⁹,
 E. Strazzeri³¹, A. Stutz³³, F. Suarez², T. Suomijärvi²⁹, A.D. Supanitsky⁶⁴,
 M.S. Sutherland⁹², J. Swain⁹¹, Z. Szadkowski⁷⁰, A. Tamashiro⁷,
 A. Tamburro⁴⁰, T. Tarutina⁶, O. Taşcău³⁵, R. Tcaciuc⁴¹,
 D. Tcherniakhovski³⁷, N.T. Thao¹⁰⁶, D. Thomas⁸⁵, R. Ticona¹³,
 J. Tiffenberg⁴, C. Timmermans^{67, 65}, W. Tkaczyk⁷⁰, C.J. Todero Peixoto¹⁷,
 B. Tomé⁷¹, A. Tonachini⁵⁰, I. Torres⁵⁸, P. Travnicek²⁶, D.B. Tridapalli¹⁶,
 G. Tristram³⁰, E. Trovato⁴⁹, V. Tuci⁴⁸, M. Tueros⁶, R. Ulrich³⁶, M. Unger³⁶,
 M. Urban³¹, J.F. Valdés Galicia⁶⁴, I. Valiño⁷⁸, L. Valore⁴⁷, A.M. van den
 Berg⁶⁶, R.A. Vázquez⁷⁸, D. Veberić^{73, 72}, A. Velarde¹³, T. Venters⁹⁶,
 V. Verzi⁴⁸, M. Videla⁸, L. Villaseñor⁶³, S. Vorobiov⁷³, L. Voyvodic⁸⁷,
 H. Wahlberg⁶, P. Wahrlich¹¹, O. Wainberg², D. Warner⁸⁵, A.A. Watson⁸¹,
 S. Westerhoff¹⁰⁴, B.J. Whelan¹¹, G. Wiczorek⁷⁰, L. Wiencke⁸⁴,
 B. Wilczyńska⁶⁹, H. Wilczyński⁶⁹, C. Wileman⁸¹, M.G. Winnick¹¹, H. Wu³¹,
 B. Wundheiler^{2, 96}, P. Younk⁸⁵, G. Yuan⁸⁸, E. Zas⁷⁸, D. Zavrtnik^{73, 72},
 M. Zavrtnik^{72, 73}, I. Zaw⁹⁰, A. Zepeda^{60, 61}, M. Ziolkowski⁴¹

¹ Centro Atómico Bariloche and Instituto Balseiro (CNEA-
 UNCuyo-CONICET), San Carlos de Bariloche, Argentina

² Centro Atómico Constituyentes (Comisión Nacional de Energía
 Atómica/CONICET/UTN-FRBA), Buenos Aires, Argentina

³ Centro de Investigaciones en Láseres y Aplicaciones, CITEFA and
 CONICET, Argentina

⁴ Departamento de Física, FCEyN, Universidad de Buenos Aires y
 CONICET, Argentina

⁶ IFLP, Universidad Nacional de La Plata and CONICET, La Plata,
 Argentina

⁷ Instituto de Astronomía y Física del Espacio (CONICET), Buenos Aires,
 Argentina

⁸ Observatorio Meteorológico Parque Gral. San Martín (UTN-
 FRM/CONICET/CNEA), Mendoza, Argentina

⁹ Pierre Auger Southern Observatory, Malargüe, Argentina

¹⁰ Pierre Auger Southern Observatory and Comisión Nacional de Energía
 Atómica, Malargüe, Argentina

¹¹ University of Adelaide, Adelaide, S.A., Australia

¹² Universidad Católica de Bolivia, La Paz, Bolivia

¹³ Universidad Mayor de San Andrés, Bolivia

¹⁴ Centro Brasileiro de Pesquisas Físicas, Rio de Janeiro, RJ, Brazil

¹⁵ Pontifícia Universidade Católica, Rio de Janeiro, RJ, Brazil

¹⁶ Universidade de São Paulo, Instituto de Física, São Paulo, SP, Brazil

¹⁷ Universidade Estadual de Campinas, IFGW, Campinas, SP, Brazil

¹⁸ Universidade Estadual de Feira de Santana, Brazil

¹⁹ Universidade Estadual do Sudoeste da Bahia, Vitória da Conquista, BA,

Brazil

²⁰ Universidade Federal da Bahia, Salvador, BA, Brazil

²¹ Universidade Federal do ABC, Santo André, SP, Brazil

²² Universidade Federal do Rio de Janeiro, Instituto de Física, Rio de Janeiro, RJ, Brazil

²³ Universidade Federal Fluminense, Instituto de Física, Niterói, RJ, Brazil

²⁵ Charles University, Faculty of Mathematics and Physics, Institute of Particle and Nuclear Physics, Prague, Czech Republic

²⁶ Institute of Physics of the Academy of Sciences of the Czech Republic, Prague, Czech Republic

²⁷ Palacký University, Olomouc, Czech Republic

²⁹ Institut de Physique Nucléaire d'Orsay (IPNO), Université Paris 11, CNRS-IN2P3, Orsay, France

³⁰ Laboratoire AstroParticule et Cosmologie (APC), Université Paris 7, CNRS-IN2P3, Paris, France

³¹ Laboratoire de l'Accélérateur Linéaire (LAL), Université Paris 11, CNRS-IN2P3, Orsay, France

³² Laboratoire de Physique Nucléaire et de Hautes Energies (LPNHE), Universités Paris 6 et Paris 7, Paris Cedex 05, France

³³ Laboratoire de Physique Subatomique et de Cosmologie (LPSC), Université Joseph Fourier, INPG, CNRS-IN2P3, Grenoble, France

³⁴ SUBATECH, Nantes, France

³⁵ Bergische Universität Wuppertal, Wuppertal, Germany

³⁶ Forschungszentrum Karlsruhe, Institut für Kernphysik, Karlsruhe, Germany

³⁷ Forschungszentrum Karlsruhe, Institut für Prozessdatenverarbeitung und Elektronik, Germany

³⁸ Max-Planck-Institut für Radioastronomie, Bonn, Germany

³⁹ RWTH Aachen University, III. Physikalisches Institut A, Aachen, Germany

⁴⁰ Universität Karlsruhe (TH), Institut für Experimentelle Kernphysik (IEKP), Karlsruhe, Germany

⁴¹ Universität Siegen, Siegen, Germany

⁴³ Dipartimento di Fisica dell'Università and INFN, Genova, Italy

⁴⁴ Università dell'Aquila and INFN, L'Aquila, Italy

⁴⁵ Università di Milano and Sezione INFN, Milan, Italy

⁴⁶ Dipartimento di Fisica dell'Università del Salento and Sezione INFN, Lecce, Italy

⁴⁷ Università di Napoli "Federico II" and Sezione INFN, Napoli, Italy

⁴⁸ Università di Roma II "Tor Vergata" and Sezione INFN, Roma, Italy

⁴⁹ Università di Catania and Sezione INFN, Catania, Italy

⁵⁰ Università di Torino and Sezione INFN, Torino, Italy

⁵² Istituto di Astrofisica Spaziale e Fisica Cosmica di Palermo (INAF), Palermo, Italy

- ⁵³ Istituto di Fisica dello Spazio Interplanetario (INAF), Università di Torino
and Sezione INFN, Torino, Italy
- ⁵⁴ INFN, Laboratori Nazionali del Gran Sasso, Assergi (L'Aquila), Italy
- ⁵⁸ Benemérita Universidad Autónoma de Puebla, Puebla, Mexico
- ⁵⁹ Centro de Investigación en Computo del IPN, México, D.F., Mexico
- ⁶⁰ Centro de Investigación y de Estudios Avanzados del IPN (CINVESTAV),
México, D.F., Mexico
- ⁶¹ Instituto Nacional de Astrofísica, Óptica y Electrónica, Tonantzintla,
Puebla, Mexico
- ⁶² Unidad Profesional Interdisciplinaria de Ingeniería y Tecnología
Avanzadas del IPN, Mexico, D.F., Mexico
- ⁶³ Universidad Michoacana de San Nicolás de Hidalgo, Morelia, Michoacán,
Mexico
- ⁶⁴ Universidad Nacional Autónoma de México, México, D.F., Mexico
- ⁶⁵ IMAPP, Radboud University, Nijmegen, Netherlands
- ⁶⁶ Kernfysisch Versneller Instituut, University of Groningen, Groningen,
Netherlands
- ⁶⁷ NIKHEF, Amsterdam, Netherlands
- ⁶⁸ ASTRON, Dwingeloo, Netherlands
- ⁶⁹ Institute of Nuclear Physics PAN, Krakow, Poland
- ⁷⁰ University of Łódź, Łódź, Poland
- ⁷¹ LIP and Instituto Superior Técnico, Lisboa, Portugal
- ⁷² J. Stefan Institute, Ljubljana, Slovenia
- ⁷³ Laboratory for Astroparticle Physics, University of Nova Gorica, Slovenia
- ⁷⁴ Instituto de Física Corpuscular, CSIC-Universitat de València, Valencia,
Spain
- ⁷⁵ Universidad Complutense de Madrid, Madrid, Spain
- ⁷⁶ Universidad de Alcalá, Alcalá de Henares (Madrid), Spain
- ⁷⁷ Universidad de Granada & C.A.F.P.E., Granada, Spain
- ⁷⁸ Universidad de Santiago de Compostela, Spain
- ⁷⁹ Rudolf Peierls Centre for Theoretical Physics, University of Oxford,
Oxford, United Kingdom
- ⁸¹ School of Physics and Astronomy, University of Leeds, United Kingdom
- ⁸² Argonne National Laboratory, Argonne, IL, USA
- ⁸³ Case Western Reserve University, Cleveland, OH, USA
- ⁸⁴ Colorado School of Mines, Golden, CO, USA
- ⁸⁵ Colorado State University, Fort Collins, CO, USA
- ⁸⁶ Colorado State University, Pueblo, CO, USA
- ⁸⁷ Fermilab, Batavia, IL, USA
- ⁸⁸ Louisiana State University, Baton Rouge, LA, USA
- ⁸⁹ Michigan Technological University, Houghton, MI, USA
- ⁹⁰ New York University, New York, NY, USA
- ⁹¹ Northeastern University, Boston, MA, USA
- ⁹² Ohio State University, Columbus, OH, USA

⁹³ Pennsylvania State University, University Park, PA, USA

⁹⁴ Southern University, Baton Rouge, LA, USA

⁹⁵ University of California, Los Angeles, CA, USA

⁹⁶ University of Chicago, Enrico Fermi Institute, Chicago, IL, USA

⁹⁸ University of Hawaii, Honolulu, HI, USA

¹⁰⁰ University of Nebraska, Lincoln, NE, USA

¹⁰¹ University of New Mexico, Albuquerque, NM, USA

¹⁰² University of Pennsylvania, Philadelphia, PA, USA

¹⁰⁴ University of Wisconsin, Madison, WI, USA

¹⁰⁵ University of Wisconsin, Milwaukee, WI, USA

¹⁰⁶ Institute for Nuclear Science and Technology (INST), Hanoi, Vietnam

Abstract

From direct observations of the longitudinal development of ultra-high energy air showers performed with the Pierre Auger Observatory, upper limits of 3.8%, 2.4%, 3.5% and 11.7% (at 95% c.l.) are obtained on the fraction of cosmic-ray photons above 2, 3, 5 and 10 EeV (1 EeV $\equiv 10^{18}$ eV) respectively. These are the first experimental limits on ultra-high energy photons at energies below 10 EeV. The results complement previous constraints on top-down models from array data and they reduce systematic uncertainties in the interpretation of shower data in terms of primary flux, nuclear composition and proton-air cross-section.

1 Introduction

Data taken at the Pierre Auger Observatory were searched previously for ultra-high energy (UHE) photons above 10 EeV [1,2]. In Ref. [1], the depth of shower maximum X_{\max} of air showers observed by fluorescence telescopes in hybrid mode (i.e. with additional timing information from the ground array) was used to place an upper limit of 16% on the photon fraction above 10 EeV, confirming and improving on previous limits from ground arrays [3–6]. In Ref. [2], the larger number of events taken with the Auger ground array alone allowed us to place a limit of 2% above 10 EeV, which imposes severe constraints on “top-down” models for the origin of ultra-high energy cosmic rays.

Observations in hybrid mode are also possible at energies below 10 EeV. Decreasing the energy threshold increases the event statistics, which to some extent balances the factor ~ 10 smaller duty cycle compared to observations with the ground array alone. Thus, based on the previous work, the search for photons is now extended to lower energy (here down to 2 EeV). We also improve on our previous (statistics-limited) bound above 10 EeV from Ref. [1].

17 Photons at EeV energies are expected to be produced in our cosmological
18 neighborhood, as the energy attenuation length of such photons is only of
19 the order of a few Mpc. Possible sources of EeV photons are the standard
20 GZK process (see e.g. Refs. [7–9]), the production by nuclei in regions of
21 intense star light (e.g. in the galactic center [10]), or exotic scenarios such
22 as top-down models (see Ref. [11] for a review). Compared to our previous
23 constraints on top-down models from Ref. [2], the bounds derived in this work
24 provide a test of model predictions in a different energy range and using a
25 different experimental technique, thus giving an independent confirmation of
26 the model constraints.

27 Limits on EeV photons reduce corresponding systematic uncertainties in other
28 analyses of air shower data. For instance, the presence of a substantial photon
29 component can severely affect the reconstruction of the energy spectrum [12],
30 the derivation of the proton-air cross-section [13,14], and the interpretation of
31 the observed average X_{\max} [15] in terms of a nuclear primary composition.

32 The structure of the paper is as follows. In Section 2 the analysis is described
33 and applied to the data. The results are discussed in Section 3.

34 2 Data and Analysis

35 The present analysis follows closely the one described in detail in Ref. [1]
36 which is called *Hybrid-1* below. The basic idea is to compare the measured
37 X_{\max} values to those expected for primary photons, because UHE photon
38 showers have significantly deeper average X_{\max} . We provide a summary of
39 the analysis method, paying special attention to differences or changes in the
40 approach compared to *Hybrid-1*.

41 The data used here were taken with a total of 18 fluorescence telescopes lo-
42 cated at three sites (“Los Leones”, “Los Morados” and “Coihueco”) between 1
43 December 2004 and 31 December 2007. The number of ground stations grew
44 in this period from about 530 to 1450. Compared to *Hybrid-1* the data set
45 above 10 EeV increased in size by a factor ~ 2.2 .

46 The event reconstruction [16] is based on an end-to-end calibration of the
47 fluorescence telescopes [17], monthly models for the atmosphere [18], and an
48 average aerosol model based on local atmospheric measurements [19]. The
49 reconstruction of the longitudinal profile is described in [20]. A correction
50 of $\sim 1\%$ for the missing energy (energy carried by neutrinos or high-energy
51 muons) is applied to the reconstructed calorimetric energy, corresponding to
52 the effective energy of primary photons [21].

53 The following quality cuts are applied to the collected events:

- 54 • number of phototubes in the fluorescence telescope triggered by the shower
55 ≥ 6 ;
- 56 • distance of closest approach of the reconstructed shower axis to the surface
57 detector station with the largest signal is < 1.5 km, and difference between
58 the reconstructed shower front arrival time at this station and the measured
59 tank time is < 300 ns;
- 60 • normalized χ^2_{prof} of the longitudinal shower profile fit [20] < 6 , and ratio of
61 χ^2_{prof} to $\chi^2_{\text{line}} < 0.9$, where χ^2_{line} refers to a straight line fit (the latter cut
62 essentially rejects profiles with too few data points);
- 63 • depth of shower maximum X_{max} observed in the telescope field of view (this
64 cut may be relaxed in future to allow also the search for deeply penetrating
65 events with X_{max} beyond the field of view);
- 66 • minimum angle between the viewing direction of a triggered pixel and the
67 shower axis $> 15^\circ$ (to reject events with a large Cherenkov light contamina-
68 tion);
- 69 • primary energy $E > f \cdot \text{EeV}$, $f = 2, 3, 5, 10$ (the analysis in *Hybrid-1* was
70 restricted to $f = 10$).

71 The criterion of X_{max} being observed can introduce a bias against the deeply
72 penetrating photon primaries (e.g. for near-vertical events). To reduce the
73 dependence of the detector acceptance on composition, fiducial volume cuts
74 are applied:

- shower zenith angle $> 35^\circ + g_1(E)$

$$g_1(E) = \begin{cases} 10^\circ (\lg E/\text{eV} - 19.0) & \text{for } \lg E/\text{eV} \leq 19.7, \\ 7^\circ & \text{for } \lg E/\text{eV} > 19.7; \end{cases}$$

- distance of telescope to shower core < 24 km $+ g_2(E)$

$$g_2(E) = \begin{cases} 12 (\lg E/\text{eV} - 19.0) \text{ km} & \text{for } \lg E/\text{eV} \geq 19.0, \\ 6 (\lg E/\text{eV} - 19.0) \text{ km} & \text{for } \lg E/\text{eV} < 19.0. \end{cases}$$

75 The described cuts are identical to those from *Hybrid-1* for showers > 10 EeV,
76 but allow now for an extension of the energy range down to 2 EeV.

77 To evaluate the detector acceptance as a function of energy for different pri-
78 mary particles, simulations have been performed using CORSIKA [22] with
79 QGSJET01 [23] and FLUKA [24] as high- and low-energy hadronic interaction
80 models respectively. The Monte Carlo showers have been processed through
81 a complete detector simulation and reconstruction chain [16,25]. In Fig. 1 we
82 show the energy-dependent relative exposure obtained after trigger, quality
83 cuts, and fiducial volume cuts for primary photons, protons and iron nuclei

84 (normalized to 10 EeV protons). After fiducial volume cuts, the acceptance
 85 for photons is close to the acceptance for nuclear primaries. Thus, the rel-
 86 ative abundances of photon and nuclear primaries are preserved to a good
 87 approximation. In a similar way to *Hybrid-1*, we apply, for the derivation of
 88 an upper limit on the photon fraction, an efficiency correction according to the
 89 acceptances after fiducial volume cuts which is conservative and independent
 90 of assumptions about the actual primary fluxes (factor “ ϵ_{fvc} ”, see Appendix).

91 Applying the selection cuts to the data, there remain $n'_{\text{total}}(E_{\text{thr}}^\gamma) = 2063, 1021,$
 92 436 and 131 events with energies greater than $E_{\text{thr}}^\gamma = 2, 3, 5$ and 10 EeV re-
 93 spectively. The label γ in E_{thr}^γ indicates that the missing energy correction
 94 for photons has been applied. To obtain $n_{\text{total}}(E_{\text{thr}}^\gamma)$ from the total number
 95 of events $n'_{\text{total}}(E_{\text{thr}}^\gamma)$ after fiducial volume cuts, those events need to be re-
 96 jected where clouds may have disturbed the observation. The presence of
 97 clouds could change the efficiencies which are shown in Fig. 1. Also, the recon-
 98 structed X_{max} values may be affected. Particularly, clouds may obscure early
 99 parts of the shower profile such that the remaining event profile looks deeply
 100 penetrating and, hence, photon-like. Therefore we only use data where any
 101 disturbance by clouds can be excluded using information from the IR cloud
 102 monitoring cameras [26,27]. In *Hybrid-1* all events were individually checked.
 103 As this is hardly feasible for the events in the present data set (a full automatic
 104 processing of cloud data is in preparation), the following approach is adopted.
 105 To determine the efficiency ϵ_{clc} of passing the *cloud cut* we used the sample of
 106 events with energy above 10 EeV. Accepting only events where any disturbance
 107 by clouds could be excluded, 67 events out of 131 have been selected, corre-
 108 sponding to $\epsilon_{\text{clc}} \simeq 0.51$. We confirmed that this efficiency also holds at lower
 109 energy by applying the same criteria to a sub-set of ~ 300 events at ~ 3 EeV.
 110 The final number of $n_{\text{total}}(E_{\text{thr}}^\gamma)$ is then given by $n_{\text{total}}(E_{\text{thr}}^\gamma) = \epsilon_{\text{clc}} \cdot n'_{\text{total}}(E_{\text{thr}}^\gamma)$.

111 As the present data set above 2 EeV is about a factor ~ 15 larger than the
 112 one used in *Hybrid-1*, a different statistical method is applied to derive the
 113 photon limit. For the derivation of the limit in *Hybrid-1*, each selected event
 114 was individually compared with high-statistics photon simulation, using the
 115 respective primary energy and direction as simulation input. This method is
 116 CPU demanding, and tailor-made for a relatively small number of events. We
 117 therefore adopt for our analysis the method applied in Ref. [2] which needs as
 118 an input the total number of events, the number of photon candidates (events
 119 having “photon-like” characteristics, see below) and proper correction factors
 120 accounting for inefficiencies. The 95% c.l. upper limit $F_\gamma^{95}(E_{\text{thr}})$ on the fraction
 121 of photons in the cosmic-ray flux above E_{thr} is then given by

$$F_\gamma^{95}(E_{\text{thr}}) = \frac{n_{\gamma\text{-cand}}^{95}(E_{\text{thr}}^\gamma)}{n_{\text{total}}(E_{\text{thr}}^\gamma)}, \quad (1)$$

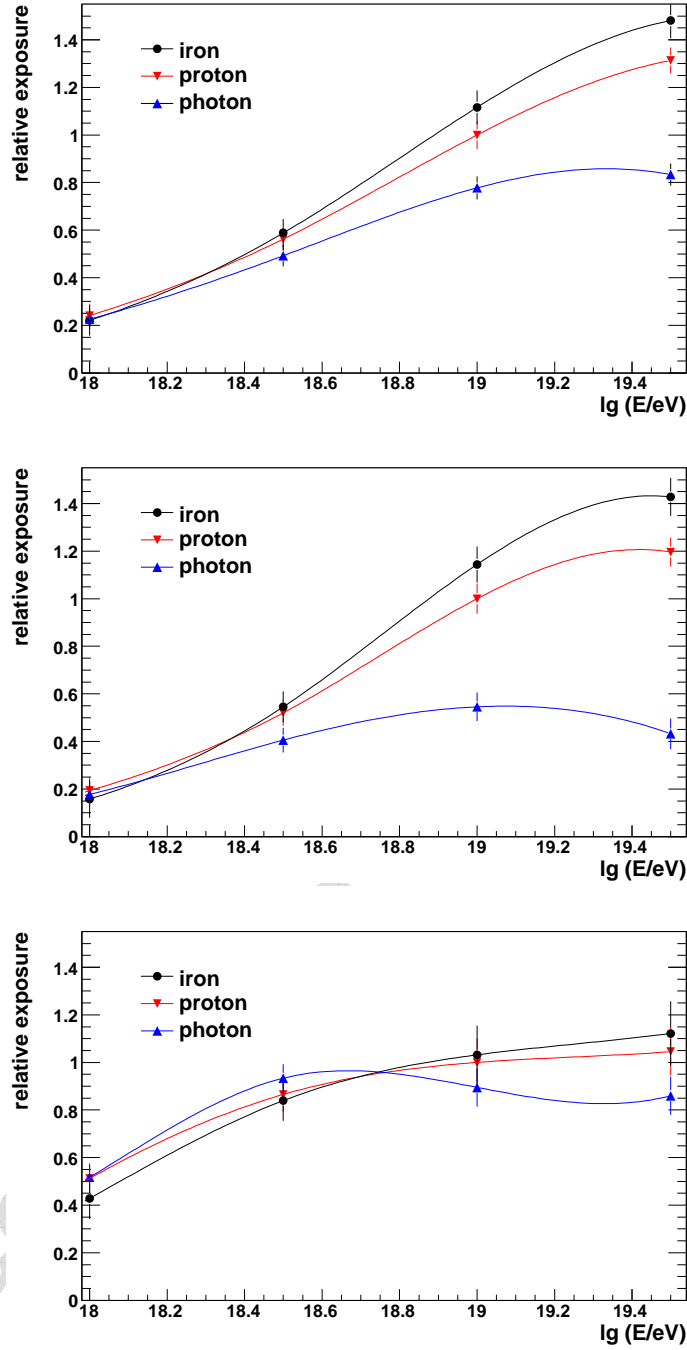


Fig. 1. Relative exposure to primary photons, protons and iron nuclei, normalized to protons at 10 EeV. Top panel requiring hybrid trigger, center panel after applying quality cuts, bottom panel after applying fiducial volume cuts (see text). In order to guide the eye polynomial fits are superimposed to the obtained values.

122 where $n_{\gamma\text{-cand}}^{95}$ is the 95% c.l. upper limit on the number of photon candidates
 123 and n_{total} the total number of selected events. As it is not known in advance
 124 whether photons indeed compose only a negligible fraction of the cosmic-ray

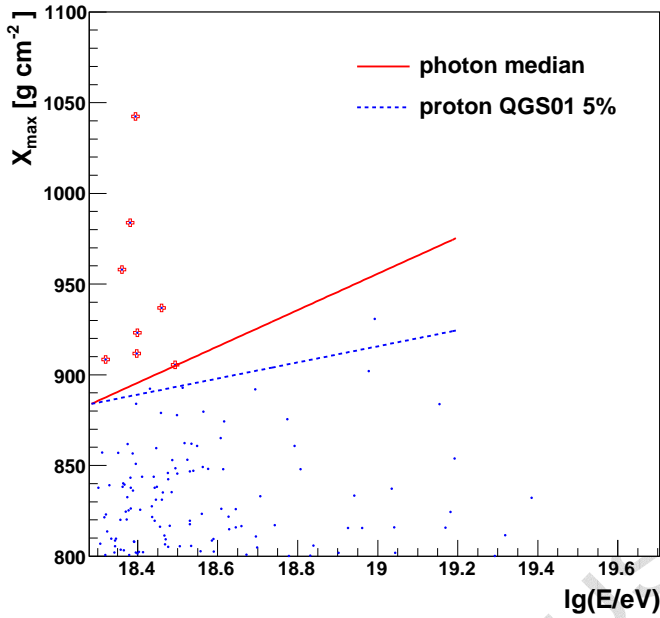


Fig. 2. Closeup of the scatter plot of X_{\max} vs. energy for all events (blue dots) with X_{\max} above 800 g cm^{-2} and energy above 2 EeV , after quality, fiducial volume and cloud cuts. Red crosses show the 8 photon candidate events (see text). The solid red line indicates the typical median depth of shower maximum for primary photons, parameterized as $X_{\max}^{\gamma, \text{med}} = a \cdot y + b$, for $y = \lg(E/\text{EeV})$, $y = [0, 1.2]$, where $a = 100 \text{ g cm}^{-2}$ and $b = 856 \text{ g cm}^{-2}$. The dashed blue line results from simulations of primary protons using QGSJET 01. A fraction of 5% of the simulated proton showers had X_{\max} values larger than indicated by the line.

flux, we apply the missing energy correction appropriate for photons to all
 events and take here $n_{\text{total}}(E_{\text{thr}}^{\gamma})$. This is conservative (larger value of F_{γ}^{95}),
 since using the missing energy correction for hadrons (factor $\simeq 1.07 - 1.14$
 [28,21]) would increase the total number of events above E_{thr} , i.e. $n_{\text{total}}(E_{\text{thr}}^{\gamma}) <$
 $n_{\text{total}}(E_{\text{thr}}^{\text{had}})$.

A scatter plot of X_{\max} vs. energy for all events above $E_{\text{thr}}^{\gamma} = 2 \text{ EeV}$ with $X_{\max} \geq$
 800 g cm^{-2} surviving quality, fiducial volume and cloud cuts is shown in Fig. 2.
 Statistical uncertainties in individual events are typically a few percent in
 energy and $\sim 15 - 30 \text{ g cm}^{-2}$ in X_{\max} . Systematic uncertainties are $\sim 22\%$ in
 energy [29] and $\sim 11 \text{ g cm}^{-2}$ in X_{\max} [15].

The upper limit on the number of photon candidates $n_{\gamma\text{-cand}}^{95}$ is given by
 $n_{\gamma\text{-cand}}^{95} = n_{\gamma\text{-cand,obs}}^{95} / \epsilon_{\text{obs}}$, where $n_{\gamma\text{-cand,obs}}^{95}$ is the 95% c.l. upper limit on
 the number of photon candidates $n_{\gamma\text{-cand,obs}}$ extracted (“observed”) from the
 data set and ϵ_{obs} is the corresponding efficiency. $n_{\gamma\text{-cand,obs}}$ is taken as the
 number of events which have the observed X_{\max} above the median $X_{\max}^{\gamma, \text{med}}$ of
 the distribution expected for photons of that energy and direction (“pho-

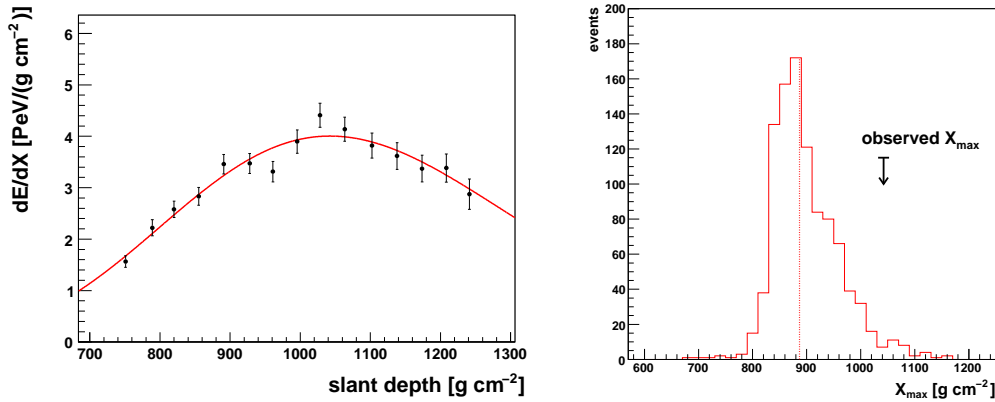


Fig. 3. Left panel: shower profile (black bullets) of the deepest X_{max} candidate event in the analyzed sample (id 3554364), along with the Gaisser-Hillas fit (red line). Right panel: the observed X_{max} value (black arrow) along with the X_{max} distribution from the dedicated photon simulation (histogram); see Tab. 1 for statistical uncertainty. The dashed line indicates the median of the photon distribution.

ton candidate cut”). Additionally, on these particular events individual cloud checks have been performed, and only events that pass this cloud check are finally considered as photon candidates. In Fig. 2, typical values of $X_{\text{max}}^{\gamma, \text{med}}(E)$ are indicated as a function of energy (solid red line). To extract the specific value of $X_{\text{max}}^{\gamma, \text{med}}$ for each individual event, dedicated simulations with primary photons have been performed for all potential candidate events, assuming the corresponding energy and geometry.

There are $n_{\gamma\text{-cand, obs}} = 8, 1, 0, 0$ photon candidate events with energies greater than 2, 3, 5 and 10 EeV, respectively. These candidate events are marked by red crosses in Fig. 2 and the event parameters are listed in Table 1. As an illustration, the shower profile of the candidate with the deepest X_{max} is displayed in the left panel of Fig. 3; in the right panel the measured X_{max} value is shown along with the results of the dedicated photon simulations.

We checked with simulations whether the observed number of photon candidate events is significantly larger than the expectation in case of nuclear primaries only, i.e. whether primary photons appear to be required to explain the photon candidates. The quantitative estimation of the background expected from nuclear primaries suffers from substantial uncertainties, namely the uncertainty of the primary composition in this energy range (a larger background to photons would originate from lighter nuclear primaries) and the uncertainty in the high-energy hadronic interactions models (for instance, reducing the proton-air cross-section allows proton primaries to penetrate deeper into the atmosphere). From simulations using QGSJET01 as the hadronic interaction model, we found that the observed number of photon candidate events is well within the number of background events expected from a pure proton and a pure iron composition. For energies larger than 2 EeV about 30 events are

167 expected in the analyzed time window for proton and 0.3 for iron. The cor-
 168 responding numbers above 3, 5, 10 EeV are about 12, 4, 1 events for proton
 169 and about 0.2, 0.1, 0.0 events for iron. Scenarios of a mixed composition, as
 170 also favored by our results on $\langle X_{\max} \rangle$ [15], can reproduce the observation.
 171 We conclude that the observed photon candidate events may well be due to
 172 nuclear primaries only. This also holds for the candidate event with the largest
 173 X_{\max} shown in Fig. 3: proton showers with comparable or larger X_{\max} value
 174 occur at a level of a few out of thousand simulated events.

175 We now continue to derive the upper limit to the photon fraction. $n_{\gamma\text{-cand,obs}}^{95}$
 176 is calculated from $n_{\gamma\text{-cand,obs}}$ using the Poisson distribution and assuming no
 177 background, i.e. $n_{\gamma\text{-cand,obs}}$ is not reduced by subtracting any event that may
 178 actually be due to nuclear primaries. This procedure represents the most con-
 179 servative approach as it maximizes the value of $n_{\gamma\text{-cand,obs}}^{95}$. The efficiency ϵ_{obs}
 180 of photons passing all cuts is given by $\epsilon_{\text{obs}} = \epsilon_{\text{fvc}}\epsilon_{\text{pcc}}$ where $\epsilon_{\text{fvc}} \simeq 0.72 - 0.77$
 181 (see Tab. 2) comes from the acceptance after *fiducial volume* cuts (see Ap-
 182 pendix) and, by construction, $\epsilon_{\text{pcc}} = 0.50$ is given by the *photon candidate cut*
 183 above the median of the X_{\max} distribution for photons. Thus, the upper limit
 184 is calculated according to

$$F_{\gamma}^{95}(E_{\text{thr}}) = \frac{n_{\gamma\text{-cand,obs}}^{95}(E_{\text{thr}}^{\gamma}) \frac{1}{\epsilon_{\text{fvc}}} \frac{1}{\epsilon_{\text{pcc}}}}{n'_{\text{total}}(E_{\text{thr}}^{\gamma}) \epsilon_{\text{clc}}}. \quad (2)$$

185 Applied to the data, upper limits of 3.8%, 2.4%, 3.5% and 11.7% on the
 186 fraction of cosmic-ray photons above 2, 3, 5 and 10 EeV are obtained at 95%
 187 c.l.. Table 2 provides a summary of the quantities used in the derivation of
 188 the integral upper limits.

189 We studied the robustness of the results against different sources of uncer-
 190 tainty. Varying individual event parameters or the selection criteria, within the

Table 1

Characteristic parameters for the eight events surviving the photon candidate cut
 (ΔX_{\max} refers to the statistical uncertainty).

id	X_{\max} [g cm ⁻²]	ΔX_{\max} [g cm ⁻²]	E_{γ} [EeV]
2051232	923	17	2.5
2053796	905	32	3.1
2201129	958	29	2.3
2566058	908	20	2.1
2798252	937	29	2.9
3478238	984	12	2.4
3554364	1042	12	2.5
3690306	912	27	2.5

Table 2

Summary of the quantities used in the derivation of the integral upper limits on the photon fraction for $E_{\text{thr}}^\gamma = 2, 3, 5,$ and 10 EeV. Not listed are the efficiencies $\epsilon_{\text{clc}} = 0.51$ and $\epsilon_{\text{pcc}} = 0.50$ which do not depend on E_{thr}^γ .

E_{thr}^γ [EeV]	$n_{\gamma\text{-cand,obs}}$	$n_{\gamma\text{-cand,obs}}^{95}$	n'_{total}	ϵ_{fvc}	F_γ^{95} [%]
2	8	14.44	2063	0.72	3.8
3	1	4.75	1021	0.77	2.4
5	0	3.0	436	0.77	3.5
10	0	3.0	131	0.77	11.7

191 experimental resolution, leaves the results essentially unchanged. Uncertain-
 192 ties in the determination of the efficiency factors used in Eq. 2 are estimated
 193 to correspond to an uncertainty $\Delta F_\gamma^{95}/F_\gamma^{95} \simeq 0.15$. Increasing (reducing) *all*
 194 reconstructed X_{max} values by $\Delta X_{\text{max}}^{\text{syst}} = 11 \text{ g cm}^{-2}$ [15] changes the number of
 195 photon candidates above 2 EeV by +1 (± 0) and above 3 EeV by ± 0 (-1),
 196 while it does not affect the higher energies. The limits then become 4.1%
 197 (3.8%) above 2 EeV and 2.4% (1.5%) above 3 EeV. The energy scale E_{thr}
 198 which the limit $F_\gamma^{95}(E_{\text{thr}})$ refers to, has a 22% systematic uncertainty [29].
 199 Hence, the numerical values of the limits F_γ^{95} derived here refer to an effec-
 200 tive energy threshold $E_{\text{thr}}^{\text{eff}} = k_E \times E_{\text{thr}}$, with $k_E = 0.78 \dots 1.22$. Related to an
 201 increase (reduction) of the energy scale is a small upward (downward) shift of
 202 the X_{max} value used for the photon candidate cut, leading to stronger (weaker)
 203 criteria for an event to pass this cut. This shift amounts to $\sim 7 \text{ g cm}^{-2}$ for a 22%
 204 change of the energy scale. Finally, an uncertainty $< 10 \text{ g cm}^{-2}$ on the simu-
 205 lated photon X_{max} values comes from the need to extrapolate the photonuclear
 206 cross-section to high energy [30]. Adding in quadrature the discussed uncer-
 207 tainties in X_{max} gives an effective total uncertainty of $\sim 16 \text{ g cm}^{-2}$. Increasing
 208 (reducing) *all* reconstructed X_{max} values by this amount changes the number
 209 of photon candidates above 2 and 3 EeV by +3 (± 0) and by +1 (-1). Ac-
 210 cordingly the limits then become 4.8% (3.8%) above 2 EeV and 3.1% (1.5%)
 211 above 3 EeV, while the limits above 5 and 10 EeV are unchanged.

212 3 Discussion

213 The derived upper limits are shown in Fig. 4 along with previous experimental
 214 limits and model predictions (see Ref. [34] for a review and references). These
 215 new bounds are the first ones at energies below 10 EeV and, together with
 216 *Hybrid-1*, the only ones obtained so far from fluorescence observations (all
 217 other limits coming from ground arrays). The results complement the previous
 218 constraints on top-down models from Auger surface detector data. It should
 219 be noted that due to the steep flux spectrum, even the previous Auger bound
 220 of 2% above 10 EeV only marginally constrains the photon contribution above

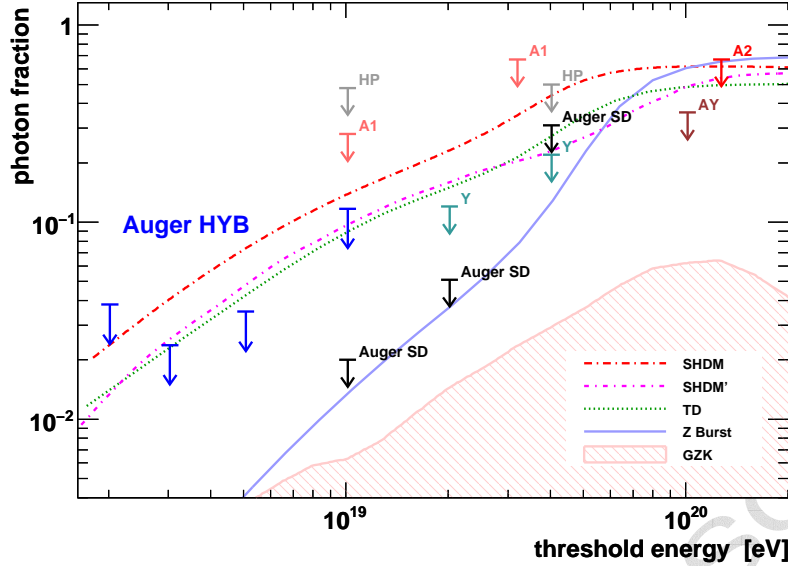


Fig. 4. Upper limits on the photon fraction in the integral cosmic-ray flux for different experiments: AGASA (A1, A2) [3,4], AGASA-Yakutsk (AY) [31], Yakutsk (Y) [32], Haverah Park (HP) [5,6]. In black the limits from the Auger surface detector (Auger SD) [2] and in blue the limits above 2, 3, 5, and 10 EeV derived in this work (Auger HYB). The shaded region shows the expected GZK photon fraction as derived in [7]. Lines indicate predictions from top-down models, see [8,33] and [34].

221 lower threshold energies (for instance, even above 5 EeV, $\sim 75\%$ of the events
 222 are in the previously untested energy range of 5–10 EeV).

223 The photon limits derived in this work also help to reduce certain systematic
 224 uncertainties in other analyses of air shower data such as (i) energy spectrum:
 225 the Auger method of reconstructing the energy spectrum does not suffer from
 226 a large contamination from photons at EeV energies; (ii) nuclear primary
 227 composition: the interpretation of observables sensitive to the primary parti-
 228 cle (for instance the observed average X_{\max}) in terms of a nuclear primary
 229 composition can only be marginally biased by contributions from photons; (iii)
 230 proton-air cross-section: the possible contamination from photons was one of
 231 the dominant uncertainties for deriving the proton-air cross-section [13,14],
 232 and this uncertainty is now significantly reduced (to ~ 50 mb for data at EeV
 233 energies, which corresponds to a relative uncertainty of $\sim 10\%$).

234 In future photon searches, the separation power between photons and nuclear
 235 primaries can be enhanced by adding the detailed information measured with
 236 the surface detectors in hybrid events. For an estimate of the future sensitivity
 237 of Auger to photons see Ref. [34]. The information on event directions can also
 238 be used in future analyses; for instance, an excess flux of photons from the
 239 direction of the galactic center (e.g. Ref. [10]) can be searched for.

240 *Acknowledgements:*

241 The successful installation and commissioning of the Pierre Auger Observatory
242 would not have been possible without the strong commitment and effort from
243 the technical and administrative staff in Malargüe.

244 We are very grateful to the following agencies and organizations for fi-
245 nancial support: Comisión Nacional de Energía Atómica, Fundación Antor-
246 chas, Gobierno De La Provincia de Mendoza, Municipalidad de Malargüe,
247 NDM Holdings and Valle Las Leñas, in gratitude for their continuing co-
248 operation over land access, Argentina; the Australian Research Council;
249 Conselho Nacional de Desenvolvimento Científico e Tecnológico (CNPq),
250 Financiadora de Estudos e Projetos (FINEP), Fundação de Amparo à
251 Pesquisa do Estado de Rio de Janeiro (FAPERJ), Fundação de Amparo à
252 Pesquisa do Estado de São Paulo (FAPESP), Ministério de Ciência e Tec-
253 nologia (MCT), Brazil; AVCR AV0Z10100502 and AV0Z10100522, GAAV
254 KJB300100801 and KJB100100904, MSMT-CR LA08016, LC527, 1M06002,
255 and MSM0021620859, Czech Republic; Centre de Calcul IN2P3/CNRS,
256 Centre National de la Recherche Scientifique (CNRS), Conseil Régional
257 Ile-de-France, Département Physique Nucléaire et Corpusculaire (PNC-
258 IN2P3/CNRS), Département Sciences de l'Univers (SDU-INSU/CNRS),
259 France; Bundesministerium für Bildung und Forschung (BMBF), Deutsche
260 Forschungsgemeinschaft (DFG), Finanzministerium Baden-Württemberg,
261 Helmholtz-Gemeinschaft Deutscher Forschungszentren (HGF), Ministerium
262 für Wissenschaft und Forschung, Nordrhein-Westfalen, Ministerium für Wis-
263 senschaft, Forschung und Kunst, Baden-Württemberg, Germany; Istituto
264 Nazionale di Fisica Nucleare (INFN), Ministero dell'Istruzione, dell'Università
265 e della Ricerca (MIUR), Italy; Consejo Nacional de Ciencia y Tecnología
266 (CONACYT), Mexico; Ministerie van Onderwijs, Cultuur en Wetenschap,
267 Nederlandse Organisatie voor Wetenschappelijk Onderzoek (NWO), Sticht-
268 ing voor Fundamenteel Onderzoek der Materie (FOM), Netherlands; Ministry
269 of Science and Higher Education, Grant Nos. 1 P03 D 014 30, N202 090
270 31/0623, and PAP/218/2006, Poland; Fundação para a Ciência e a Tecnologia,
271 Portugal; Ministry for Higher Education, Science, and Technology, Slovenian
272 Research Agency, Slovenia; Comunidad de Madrid, Consejería de Educación
273 de la Comunidad de Castilla La Mancha, FEDER funds, Ministerio de Cien-
274 cia e Innovación, Xunta de Galicia, Spain; Science and Technology Facilities
275 Council, United Kingdom; Department of Energy, Contract No. DE-AC02-
276 07CH11359, National Science Foundation, Grant No. 0450696, The Grainger
277 Foundation USA; ALFA-EC / HELEN, European Union 6th Framework Pro-
278 gram, Grant No. MEIF-CT-2005-025057, and UNESCO.

279 **A Acceptance correction**

The fraction of photons f_γ in the cosmic-ray flux integrated above an energy threshold E_{thr} is given by

$$f_\gamma(E \geq E_{\text{thr}}) = \frac{\int_{E_{\text{thr}}} \Phi_\gamma(E) dE}{\int_{E_{\text{thr}}} \Phi_\gamma(E) dE + \sum_i \int_{E_{\text{thr}}} \Phi_i(E) dE} \quad (\text{A.1})$$

280 where $\Phi_\gamma(E)$ denotes the differential flux of photons and $\Phi_i(E)$, $i = \text{p, He, ...}$
281 the fluxes of nuclear primaries.

The fraction of photons f_γ^{det} as registered by the detector is given by

$$f_\gamma^{\text{det}}(E \geq E_{\text{thr}}) = \frac{\int_{E_{\text{thr}}} A_\gamma(E) \Phi_\gamma(E) dE}{\int_{E_{\text{thr}}} A_\gamma(E) \Phi_\gamma(E) dE + \sum_i \int_{E_i} A_i(E) \Phi_i(E) dE} \quad (\text{A.2})$$

282 with $A_\gamma(E)$ and $A_i(E)$ being the detector acceptances to photons and nuclear
283 primaries, respectively. E_i denotes the effective threshold energy for primary
284 nucleus i .

285 Thus, the upper limit $f_\gamma^{\text{ul,det}}$ obtained to the registered data, $f_\gamma^{\text{ul,det}} > f_\gamma^{\text{det}}$,
286 needs to be corrected to resemble an upper limit on the fraction of photons
287 in the cosmic-ray flux. For the present analysis, a conservative and model-
288 independent correction is applied as follows. The approach adopted here ex-
289 tends the one introduced in *Hybrid-1*, as we now also treat the case of $A_\gamma(E) \neq$
290 const.

291 E_{thr} corresponds to the analysis threshold energy assuming primary photons.
292 E_i is related to E_{thr} by the ratios of the missing energy corrections m_γ (for
293 photons) and m_i (for nuclear primaries),

$$E_i = E_{\text{thr}} \cdot \frac{m_i}{m_\gamma}. \quad (\text{A.3})$$

294 Since $m_\gamma \simeq 1.01$ [21] and $m_i \simeq 1.07 - 1.14$ [28], $E_i > E_{\text{thr}}$. Thus, replacing E_i
295 by E_{thr} ,

$$\begin{aligned} f_\gamma^{\text{det}}(E \geq E_{\text{thr}}) &> \frac{\int_{E_{\text{thr}}} A_\gamma(E) \Phi_\gamma(E) dE}{\int_{E_{\text{thr}}} A_\gamma(E) \Phi_\gamma(E) dE + \sum_i \int_{E_{\text{thr}}} A_i(E) \Phi_i(E) dE} \\ &\geq \frac{\int_{E_{\text{thr}}} A_\gamma^{\text{min}} \Phi_\gamma(E) dE}{\int_{E_{\text{thr}}} A_\gamma^{\text{min}} \Phi_\gamma(E) dE + \sum_i \int_{E_{\text{thr}}} A_i(E) \Phi_i(E) dE}, \end{aligned} \quad (\text{A.4})$$

296 where A_γ^{\min} refers to the minimum value of $A_\gamma(E \geq E_{\text{thr}})$ and using $a/(a+b) \geq$
 297 $a'/(a'+b)$ for $a \geq a' \geq 0$ and $b > 0$.

298 Next, the acceptance ratio $\epsilon_i(E) = A_\gamma^{\min}/A_i(E)$ is introduced,

$$f_\gamma^{\text{det}}(E \geq E_{\text{thr}}) > \frac{\int_{E_{\text{thr}}} A_\gamma^{\min} \Phi_\gamma(E) dE}{\int_{E_{\text{thr}}} A_\gamma^{\min} \Phi_\gamma(E) dE + \sum_i \int_{E_{\text{thr}}} \frac{A_\gamma^{\min}}{\epsilon_i(E)} \Phi_i(E) dE} . \quad (\text{A.5})$$

299 From Fig. 1 the minimum acceptance ratio $\epsilon_{\min}(E_{\text{thr}}) \leq \epsilon_i(E \geq E_{\text{thr}})$ can be
 300 extracted for each threshold energy E_{thr} . In the current analysis, $\epsilon_{\min}(E_{\text{thr}}) \equiv$
 301 $\epsilon_{\text{fvc}}(E_{\text{thr}}) \simeq 0.72, 0.77, 0.77, 0.77$ for $E_{\text{thr}} = 2, 3, 5, 10$ EeV. Hence, it follows:

$$\begin{aligned} f_\gamma^{\text{det}}(E \geq E_{\text{thr}}) &> \frac{\int_{E_{\text{thr}}} \Phi_\gamma(E) dE}{\int_{E_{\text{thr}}} \Phi_\gamma(E) dE + \frac{1}{\epsilon_{\text{fvc}}(E_{\text{thr}})} \sum_i \int_{E_{\text{thr}}} \Phi_i(E) dE} \\ &> \epsilon_{\text{fvc}}(E_{\text{thr}}) \cdot \frac{\int_{E_{\text{thr}}} \Phi_\gamma(E) dE}{\int_{E_{\text{thr}}} \Phi_\gamma(E) dE + \sum_i \int_{E_{\text{thr}}} \Phi_i(E) dE} \\ &= \epsilon_{\text{fvc}}(E_{\text{thr}}) \cdot f_\gamma(E \geq E_{\text{thr}}) , \end{aligned} \quad (\text{A.6})$$

302 where it was used that $\frac{1}{\epsilon_{\text{fvc}}(E_{\text{thr}})} > 1$.

Consequently, an upper limit F_γ^{ul} to the fraction of photons in the cosmic-ray flux can conservatively be calculated as

$$F_\gamma^{\text{ul}} = f_\gamma^{\text{ul,det}}/\epsilon_{\text{fvc}} > f_\gamma^{\text{det}}/\epsilon_{\text{fvc}} > f_\gamma . \quad (\text{A.7})$$

303 The upper limit obtained this way does not depend on assumptions about the
 304 differential fluxes $\Phi_\gamma(E)$ and $\Phi_i(E)$.

305 References

- 306 [1] Pierre Auger Collaboration [J. Abraham et al.], *Astropart. Phys.* **27** (2007),
 307 155, (astro-ph/0606619).
- 308 [2] Pierre Auger Collaboration [J. Abraham et al.], *Astropart. Phys.* **29** (2008),
 309 243, (arXiv:0712.1147 [astro-ph]).
- 310 [3] K. Shinozaki *et al.*, *Astrophys. J.* **571** (2002), L117–L120.
- 311 [4] M. Risse *et al.*, *Phys. Rev. Lett.* **95** (2005), 171102.
- 312 [5] M. Ave, J. A. Hinton, R. A. Vazquez, A. A. Watson, and E. Zas, *Phys. Rev.*
 313 *Lett.* **85** (2000), 2244.

- 314 [6] M. Ave, J. A. Hinton, R. A. Vazquez, A. A. Watson, and E. Zas, *Phys. Rev. D*
315 **65** (2002), 063007.
- 316 [7] G. Gelmini, O. Kalashev, and D. V. Semikoz, *JCAP* **11** (2007),
317 (arXiv:0706.2181 [astro-ph]).
- 318 [8] G. Gelmini, O. Kalashev, and D. V. Semikoz, (astro-ph/0506128).
- 319 [9] G. Sigl, *Phys. Rev. D* **75** (2007), 103001, (astro-ph/0703403).
- 320 [10] A. Kusenko, J. Schissel, and F. W. Stecker, *Astropart. Phys.* **25** (2006), 242–245,
321 (astro-ph/0508142).
- 322 [11] P. Bhattacharjee and G. Sigl, *Phys. Rep.* **327** (2000), 109–247,
323 (astro-ph/9811011).
- 324 [12] N. Busca, D. Hooper, and E. W. Kolb, *Phys. Rev. D* **73** (2006), 123001,
325 (astro-ph/0603055).
- 326 [13] K. Belov [HiRes Collaboration], *Nucl. Phys. B Proc. Suppl.* **151** (2006), 197.
- 327 [14] R. Ulrich, J. Blümer, R. Engel, F. Schüssler, and M. Unger, *Nucl. Phys. B Proc.*
328 *Suppl.* **175** (2008), 121–124, (arXiv:0709.1392 [astro-ph]).
- 329 [15] M. Unger [Pierre Auger Collaboration], *30th International Cosmic Ray*
330 *Conference (ICRC 07), Mérida, Yucatan, Mexico (3-11 July 2007)*, **4** (2007),
331 373, (arXiv:0706.1495 [astro-ph]).
- 332 [16] S. Argirò, S. L. C. Barroso, J. Gonzalez, L. Nellen, T. Paul, T. A. Porter,
333 L. Prado, Jr., M. Roth, R. Ulrich, and D. Veberič, *Nucl. Instr. Meth. A* **580**
334 (2007), 1485–1496, (arXiv:0707.1652 [astro-ph]).
- 335 [17] R. Knapik *et al.* [Pierre Auger Collaboration], *30th International Cosmic Ray*
336 *Conference (ICRC 07), Mérida, Yucatan, Mexico (3-11 July 2007)*, **4** (2007),
337 343, (arXiv:0708.1924 [astro-ph]).
- 338 [18] B. Keilhauer *et al.* [Pierre Auger Collaboration], *29th International Cosmic*
339 *Ray Conference (ICRC 05), Pune, India (3-10 August 2005)*, **7** (2005), 123,
340 (astro-ph/0507275).
- 341 [19] S. Y. BenZvi *et al.* [Pierre Auger Collaboration], *30th International Cosmic Ray*
342 *Conference (ICRC 07), Mérida, Yucatan, Mexico (3-11 July 2007)*, **4** (2007),
343 355, (arXiv:0706.3236 [astro-ph]).
- 344 [20] M. Unger, B. R. Dawson, R. Engel, F. Schüssler, and R. Ulrich, *Nucl. Instr.*
345 *Meth. A* **588** (2008), 433–441.
- 346 [21] T. Pierog, R. Engel, and D. Heck, (astro-ph/0602190).
- 347 [22] D. Heck *et al.*, *Report FZKA 6019, 6097* (1998), Forschungszentrum Karlsruhe.
- 348 [23] N. N. Kalmykov and S. S. Ostapchenko, *Phys. of At. Nucl.* **56** (1993), 346–353.
- 349 [24] A. Fassò, A. Ferrari, J. Ranft, and B. E. Sala, *CERN-2005-10, INFN/TC-05/11,*
350 *SLAC-R-773*.

- 351 [25] L. Prado Jr. *et al.*, *Nucl. Instr. Meth. A* **545** (2005), 632–642.
- 352 [26] R. Cester *et al.*, *29th International Cosmic Ray Conference (ICRC 05), Pune,*
353 *India (3-10 August 2005)*, **8** (2005), 347.
- 354 [27] B. Fick *et al.*, *JINST* **1** (2006), P11003, (astro-ph/0507334).
- 355 [28] H. M. J. Barbosa, F. Catalani, J. A. Chinellato, and C. Dobrigkeit, *Astropart.*
356 *Phys.* **22** (2004), 159–166, (astro-ph/0310234).
- 357 [29] Pierre Auger Collaboration [J. Abraham *et al.*], *Phys. Rev. Lett.* **101** (2008),
358 061101, (arXiv:0806.4302 [astro-ph]).
- 359 [30] M. Risse *et al.*, *Czech. J. Phys. A* **56** (2006), 327, (astro-ph/0512434).
- 360 [31] G. Rubtsov *et al.*, *Phys. Rev. D* **73** (2006), 063009, (astro-ph/0601449).
- 361 [32] A. V. Glushkov *et al.*, *JETP Lett.* **85** (2007), 163, (astro-ph/0701245).
- 362 [33] J. Ellis, V. E. Mayes, and D. V. Nanopoulos, *Phys. Rev. D* **74** (2006), 115003,
363 (astro-ph/0512303).
- 364 [34] M. Risse and P. Homola, *Mod. Phys. Lett. A* **22** (2007), 749,
365 (astro-ph/0702632).