



**HAL**  
open science

## Correlations between charge radii, E0 transitions, and M1 strength

P. van Isacker

► **To cite this version:**

P. van Isacker. Correlations between charge radii, E0 transitions, and M1 strength. International Conference on Nuclear Data for Science and Technology (ND2013), 2013, New York, United States. pp.119-122, 10.1016/j.nds.2014.07.023 . in2p3-00833393

**HAL Id: in2p3-00833393**

**<https://hal.in2p3.fr/in2p3-00833393>**

Submitted on 12 Jun 2013

**HAL** is a multi-disciplinary open access archive for the deposit and dissemination of scientific research documents, whether they are published or not. The documents may come from teaching and research institutions in France or abroad, or from public or private research centers.

L'archive ouverte pluridisciplinaire **HAL**, est destinée au dépôt et à la diffusion de documents scientifiques de niveau recherche, publiés ou non, émanant des établissements d'enseignement et de recherche français ou étrangers, des laboratoires publics ou privés.

# Correlations between charge radii, E0 transitions, and M1 strength

P. Van Isacker<sup>1,\*</sup>

<sup>1</sup>Grand Accélérateur National d'Ions Lourds, CEA/DSM-CNRS/IN2P3, BP 55027, F-14076 Caen Cedex 5, France  
(Dated: June 12, 2013)

In the framework of the interacting boson model, relations are derived between nuclear charge radii, electric monopole transition rates, and summed magnetic dipole transition in even-even nuclei. The proposed correlations are tested in the rare-earth region.

## I. INTRODUCTION

In recent papers [1, 2] a simultaneous description was proposed of charge radii and electric monopole transitions of nuclei in the rare-earth region. The purpose of the studies was to examine to what extent a purely collective interpretation of nuclear  $0^+$  levels is capable of yielding a coherent and consistent picture of both properties.

In this contribution a further correlation is proposed between both of the above properties and summed M1 strength as observed in even-even nuclei. The framework used to establish this correlation is the interacting boson model (IBM) of Arima and Iachello [3] which describes nuclear collective excitations in terms of  $s$  and  $d$  bosons with angular momenta  $\ell = 0$  and 2, respectively. The simplest version of the model is used, IBM-1, which makes no distinction between neutron and proton bosons.

A brief recall of the necessary operators is given in Sect. II and previous results [2] on isotope shifts are summarized in Sect. III. Correlations between the summed M1 strength and isotope shifts, isomer shifts, and  $\rho(\text{E0})$  values are pointed out in Sects. IV, V, and VI, respectively. Finally, topics for further study are listed in Sect. VII.

## II. OPERATORS IN THE IBM-1

In the IBM-1 the charge radius operator is taken as the most general scalar expression, linear in the generators of  $U(6)$  [3],

$$\hat{T}(r^2) = \langle r^2 \rangle_c + \alpha N_b + \eta \frac{\hat{n}_d}{N_b}, \quad (1)$$

where  $N_b$  is the total number of  $s$  and  $d$  bosons,  $\hat{n}_d$  is the  $d$ -boson number operator, and  $\alpha$  and  $\eta$  are coefficients

with units of length<sup>2</sup>. The first term in Eq. (1),  $\langle r^2 \rangle_c$ , is the square of the charge radius of the core nucleus. The second term accounts for the (locally linear) increase in the charge radius due to the addition of two nucleons. The third term in Eq. (1) stands for the contribution to the charge radius due to deformation. It is identical to the one given in Ref. [3] but for the factor  $1/N_b$ . This factor is included here because it is the *fraction*  $\langle \hat{n}_d \rangle / N_b$  which is a measure of the quadrupole deformation ( $\beta^2$  in the geometric collective model) rather than the matrix element  $\langle \hat{n}_d \rangle$  itself.

Two quantities can be derived from charge radii: isotope and isomer shifts. The former measures the difference in charge radius of neighboring isotopes. For the difference between even-even isotopes one finds from Eq. (1)

$$\begin{aligned} \Delta \langle r^2 \rangle &\equiv \langle r^2 \rangle_{0_1^{A+2}} - \langle r^2 \rangle_{0_1^A} \\ &= |\alpha| + \frac{\eta}{N_b} \left( \langle \hat{n}_d \rangle_{0_1^{A+2}} - \langle \hat{n}_d \rangle_{0_1^A} \right), \end{aligned} \quad (2)$$

where  $\langle \hat{n}_d \rangle_{J^\pi}$  is a short-hand notation for  $\langle J^\pi | \hat{n}_d | J^\pi \rangle$ . Isomer shifts are a measure of the difference in charge radius between an excited (*e.g.*, the  $2_1^+$ ) state and the ground state, and are given by

$$\begin{aligned} \delta \langle r^2 \rangle &\equiv \langle r^2 \rangle_{2_1^+} - \langle r^2 \rangle_{0_1^+} \\ &= \frac{\eta}{N_b} \left( \langle \hat{n}_d \rangle_{2_1^+} - \langle \hat{n}_d \rangle_{0_1^+} \right). \end{aligned} \quad (3)$$

Once the form of the charge radius operator is determined, the E0 transition operator follows from the relation [1, 2]

$$\hat{T}(\text{E0}) = (e_n N + e_p Z) \hat{T}(r^2), \quad (4)$$

where  $e_n$  ( $e_p$ ) is the neutron (proton) effective charge. Since for E0 transitions the initial and final states are different, neither the constant  $\langle r^2 \rangle_c$  nor  $\alpha N_b$  in Eq. (1) contribute to the transition, and the  $\rho(\text{E0})$  value equals

$$\rho(\text{E0}; i \rightarrow f) = \frac{e_n N + e_p Z}{e R^2} \frac{\eta}{N_b} |\langle f | \hat{n}_d | i \rangle|. \quad (5)$$

\* Corresponding author:  
isacker@ganil.fr

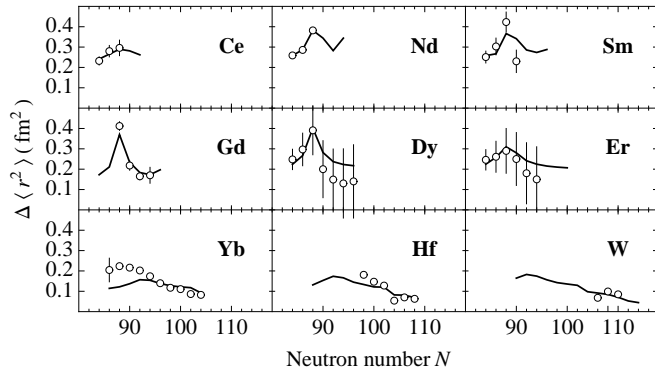


FIG. 1. Experimental (points) and calculated (lines) isotope shifts  $\Delta\langle r^2 \rangle$ , for isotopic chains in the rare-earth region from Ce to W. The data are taken from Ref. [9] for Ce, from Ref. [10] for Nd, Sm, Dy, Er, and Yb, from Ref. [11] for Gd, from Ref. [12] for Hf, and from Ref. [13] for W.

The magnetic dipole operator in the IBM-1 is of the form [3]

$$\hat{T}(M1) = \sqrt{\frac{3}{4\pi}} (g_\nu \hat{L}_\nu + g_\pi \hat{L}_\pi), \quad (6)$$

where  $\hat{L}_\nu$  ( $\hat{L}_\pi$ ) is the angular momentum operator for the neutrons (protons) and  $g_\nu$  ( $g_\pi$ ) the  $g$  factor of the neutron (proton) boson.

### III. ISOTOPE SHIFTS

To test the relation between charge radii and E0 transitions, a systematic study of even-even isotopes from Ce ( $Z = 58$ ) to W ( $Z = 74$ ) was carried out in Ref. [2]. The analysis required the knowledge of structural information concerning the ground and excited levels to which an IBM-1 Hamiltonian is adjusted. A general one- and two-body Hamiltonian is taken with six parameters which are constant for a given isotope series, except one which is allowed to vary with valence neutron and proton numbers. Details can be found in Ref. [2].

Once the IBM-1 Hamiltonian is obtained for a given nucleus, matrix elements of the operators discussed in Sect. II depend solely on the coefficients appearing in the operators. Isotope shifts  $\Delta\langle r^2 \rangle$ , according to Eq. (2), depend on the coefficients  $|\alpha|$  and  $\eta$ . The coefficient  $|\alpha|$  is adjusted for each isotope series separately, while  $\eta$  is kept constant for all isotopes,  $\eta = 0.50 \text{ fm}^2$ . The resulting isotope shifts are shown in Fig. 1. The largest peaks in the isotope shifts occur for  $^{152-150}\text{Sm}$ ,  $^{154-152}\text{Gd}$ , and  $^{156-154}\text{Dy}$ , that is, for the difference in radii between  $N = 90$  and  $N = 88$  isotopes. The peak is smaller below  $Z = 62$  for Ce and Nd, and fades away above  $Z = 66$  for Er, Yb, Hf, and W.

### IV. CORRELATION BETWEEN M1 STRENGTH AND ISOTOPE SHIFTS

It is known from the work of Ginocchio [4] that the summed M1 strength from the ground state to the scissors mode (for a review on the latter, see Ref. [5]) is related to the ground-state matrix element of the  $d$ -boson number operator  $\hat{n}_d$ ,

$$\begin{aligned} S(M1; 0_1^+) &\equiv \sum_f B(M1; 0_1^+ \rightarrow 1_f^+) \\ &= \frac{3}{4\pi} (g_\nu - g_\pi)^2 \frac{6N_\nu N_\pi}{N_b(N_b - 1)} \langle \hat{n}_d \rangle_{0_1^+}, \end{aligned} \quad (7)$$

where  $N_\nu$  ( $N_\pi$ ) is the number of neutron (proton) bosons and the sum is over all possible  $1^+$  states characterized by the label  $f$ .

To establish a connection between summed M1 strength and isotope shifts, one rewrites the relation (7) as follows:

$$\begin{aligned} \tilde{S}(M1; 0_1^+) &\equiv \frac{N_b - 1}{N_\nu} S(M1; 0_1^+) \\ &= \frac{9}{2\pi} (g_\nu - g_\pi)^2 \frac{N_\pi}{N_b} \langle \hat{n}_d \rangle_{0_1^+}. \end{aligned} \quad (8)$$

The rewritten relation is such that all  $N$ -dependent quantities (*i.e.*,  $N_b$  and  $N_\nu$ ) are shifted to the left-hand side of the equation, except for the factor  $1/N_b$  which precisely coincides with the  $N$  dependence as it appears in the definition of the isotope shifts (2). The tilde in  $\tilde{S}(M1; 0_1^+)$  is used as a reminder that it is not the summed M1 strength but rather the summed M1 strength weighted by an  $N$ -dependent factor. One now defines the difference

$$\begin{aligned} \Delta\tilde{S}(M1) &\equiv \tilde{S}(M1; 0_1^+)^{A+2} - \tilde{S}(M1; 0_1^+)^A \\ &= \frac{9}{2\pi} (g_\nu - g_\pi)^2 \frac{N_\pi}{N_b} \left( \langle \hat{n}_d \rangle_{0_1^+}^{A+2} - \langle \hat{n}_d \rangle_{0_1^+}^A \right). \end{aligned} \quad (9)$$

The quantity between brackets on the right-hand side of Eq. (9) is precisely the one that occurs in the expression (2) for the isotope shift and hence the following relation is established:

$$\Delta\tilde{S}(M1) = \frac{9}{2\pi} \frac{(g_\nu - g_\pi)^2}{\eta} N_\pi (\Delta\langle r^2 \rangle - |\alpha|). \quad (10)$$

This relation is different from the one proposed by Heyde *et al.* [6] which correlates summed M1 strength and charge radii themselves. This has two drawbacks: (i) the quantity  $\langle r^2 \rangle_c$ , which appears in the operator (1), is ill determined and (ii) charge radii are not that well known as their differences (isotope shifts). The relation (10) is model dependent since it involves the coefficient  $\alpha$  which cannot be neglected (it represents an important part of the isotope shift) and which varies from one isotope series to another. Nevertheless, with the values for  $\alpha$  obtained from the isotope shifts (see Sect. III), the relation (10) can be tested in the rare-earth region. The slope in the correlation plot depends on the constants  $\eta$  and  $g_\nu - g_\pi$ .

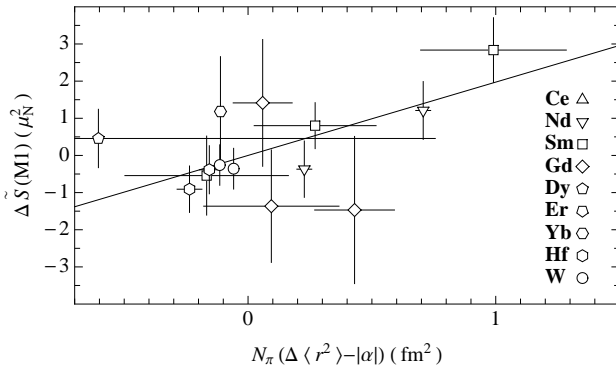


FIG. 2. Test of the relation (10) between differences of summed M1 strength in neighboring isotopes and isotope shifts. The summed M1 strength is taken from Ref. [8]. The slope of the line is determined by  $\eta$  and  $g_\nu - g_\pi$ , coefficients that appear in the charge radius and M1 operators, respectively.

The former is known from the isotope shifts while the latter can be obtained by adjusting the expression (7) to the observed summed M1 strength in rare-earth nuclei [7, 8], leading to  $|g_\nu - g_\pi| \approx 0.83 \mu_N$ .

$$S(\text{M1}; J_i) \equiv \sum_{f(\neq i)} B(\text{M1}; J_i \rightarrow J_f) = \frac{3}{4\pi} (g_\nu - g_\pi)^2 \frac{6N_\nu N_\pi}{N_b(N_b - 1)} \left( \langle \hat{n}_d \rangle_{J_i} - \frac{J_i(J_i + 1)}{6N_b} \right), \quad (11)$$

where the initial state  $i$  is excluded from the sum over  $f$ . The difference

$$\delta S(\text{M1}) \equiv S(\text{M1}; 2_1^+) - S(\text{M1}; 0_1^+) = \frac{3}{4\pi} (g_\nu - g_\pi)^2 \frac{6N_\nu N_\pi}{N_b(N_b - 1)} \left( \langle \hat{n}_d \rangle_{2_1^+} - \frac{1}{N_b} - \langle \hat{n}_d \rangle_{0_1^+} \right), \quad (12)$$

contains the same combination of matrix elements of  $\hat{n}_d$  as the one that appears in the isomer shift (3), and therefore the following relation is established:

$$\delta S(\text{M1}) = \frac{9}{2\pi} \frac{(g_\nu - g_\pi)^2}{\eta} \frac{N_\nu N_\pi}{N_b - 1} \left( \delta \langle r^2 \rangle - \frac{\eta}{N_b^2} \right). \quad (13)$$

Some isomer shifts are known in the rare-earth region; the data are more than 30 years old and often discrepant. Nothing is known about M1 strength built on excited states. The relation (13) therefore remains untested.

## VI. CORRELATION BETWEEN M1 STRENGTH AND $\rho(\text{E0})$ VALUES

The E0 operator is directly proportional to  $\hat{n}_d$ , unlike the charge radius operator which involves additional terms which complicate the relation between the summed

The resulting correlation plot is shown in Fig. 2. Two compilations exist of the observed summed M1 strength, one by Pietralla *et al.* [7] and a second by Enders *et al.* [8]. They give broadly consistent results and hence lead to similar correlation plots. The latter, more recent compilation is taken here. Large error bars on both quantities preclude at the moment a conclusive test of the proposed correlation. In addition, there is an uncertainty (not included in Fig. 2) associated with the coefficient  $\alpha$ . The large errors follow from poorly determined isotope shifts (*e.g.*, in dysprosium) but also because *differences* of summed M1 strength should be considered and not the summed M1 strength itself.

An alternative strategy, to be explored in the future, is to use the relation (10) to fix the coefficients  $\alpha$  from the experimental summed M1 strength and use the resulting values in the calculation of nuclear radii.

## V. CORRELATION BETWEEN M1 STRENGTH AND ISOMER SHIFTS

The relation (7) has been generalized to summed M1 strength from an arbitrary state to the scissors mode built on top of that state [14, 15],

M1 strength and charge radii, as shown above. On the other hand, the matrix element of  $\hat{n}_d$  appearing in the sum rule (7) is diagonal while a  $\rho(\text{E0})$  value involves a non-diagonal matrix element of  $\hat{n}_d$ . A relation between the two matrix elements can nevertheless be obtained in the symmetry limits of the IBM-1. In particular, in the SU(3) limit, appropriate for deformed nuclei, the following analytic expressions are found [16]:

$$\begin{aligned} \langle 0_1^+ | \hat{n}_d | 0_1^+ \rangle &= \frac{4N_b(N_b - 1)}{3(2N_b - 1)}, \quad (14) \\ |\langle 0_\beta^+ | \hat{n}_d | 0_1^+ \rangle| &= \left[ \frac{8(N_b - 1)^2 N_b (2N_b + 1)}{9(2N_b - 3)(2N_b - 1)^2} \right]^{1/2}, \end{aligned}$$

where  $0_\beta^+$  is the second  $0^+$  level as calculated in the IBM-1. It should be pointed out that the beta-vibrational state  $0_\beta^+$ , if it exists at all in nuclei, is not necessarily the observed  $0_2^+$  level since non-collective excitations might occur at a lower energy. From the expressions (14) the ratio of matrix elements can be derived, resulting in the

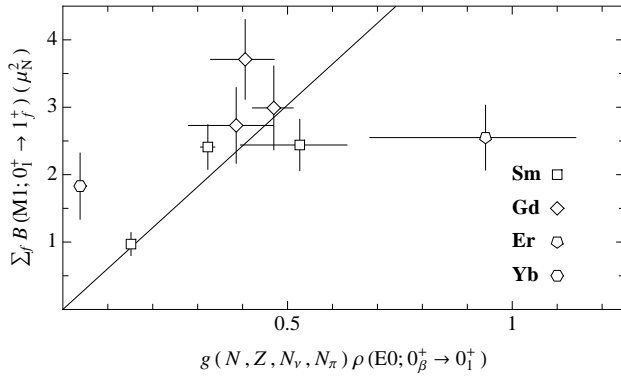


FIG. 3. Test of the relation (15) between summed M1 strength and  $\rho(E0; 0_{\beta}^{+} \rightarrow 0_1^{+})$  values multiplied with the function  $g$  defined in Eq. (16). The summed M1 strength is taken from Ref. [8]. The slope of the line is determined by  $\eta$ ,  $r_0^2$ , and  $g_{\nu} - g_{\pi}$ , coefficients that are obtained from a fit to radii, E0 and M1 strength.

following relation, valid in the large- $N_b$  limit:

$$B(M1; 0_1^{+} \rightarrow 1_1^{+}) \approx \frac{9}{\pi} (g_{\nu} - g_{\pi})^2 g(N, Z, N_{\nu}, N_{\pi}) \times \frac{r_0^2}{\eta} \rho(E0; 0_{\beta}^{+} \rightarrow 0_1^{+}), \quad (15)$$

where  $g(N, Z, N_{\nu}, N_{\pi})$  is the function

$$g(N, Z, N_{\nu}, N_{\pi}) = \frac{e(N+Z)^{2/3} N_{\nu} N_{\pi}}{e_n N + e_p Z} \frac{1}{\sqrt{2N_b}}, \quad (16)$$

and  $r_0$  is the constant that appears in the radius parameterization  $R = r_0 A^{1/3}$ . In the SU(3) limit only one  $1^{+}$  state is excited and only the  $\beta$ -vibrational state decays by E0 to the ground state, as is indicated in Eq. (15).

The relation (15) is valid only in the SU(3) limit which might jeopardize its use in transitional nuclei. One may nevertheless attempt to apply it to the entire rare-earth region. The ratio  $r_0^2/\eta = 3.08$  and the effective charges  $e_n = 0.5e$  and  $e_p = e$  are determined from a fit to radii [2]. The correlation (15) can now be tested (see Fig. 3) for the eight nuclei in the rare-earth region where both E0 and M1 properties are known ( $^{150,152,154}\text{Sm}$ ,  $^{154,156,158}\text{Gd}$ ,  $^{166}\text{Er}$ , and  $^{172}\text{Yb}$ ). The  $^{172}\text{Yb}$  point is conspicuously off the line which calls for a search for E0 strength in this nucleus. The  $^{166}\text{Er}$  point follows from a recent experiment [17] where the *fourth*  $J^{\pi} = 0^{+}$  level at 1934 keV has been identified as the band head of the  $\beta$ -vibrational band with a sizable E0 matrix element to the ground state.

## VII. OUTLOOK

This work identified the following three topics for further study. The analysis of the correlation between summed M1 strength and  $\rho(E0)$  values should be extended to transitions between  $J^{\pi} \neq 0^{+}$  states. Secondly, the relation (15) should be generalized to transitional nuclei. Finally, on the experimental front, there is crying need for precise data on isotope shifts through the shape transition in rare-earth nuclei.

## ACKNOWLEDGMENTS

Thanks are due to Salima Zerguine and Abdelhamid Bouldjedri in collaboration with whom part of this work was done. Conversations and exchanges with Joe Ginocchio, Norbert Pietralla, Achim Richter, and Peter von Neumann-Cosel are gratefully acknowledged.

- 
- [1] S. Zerguine, P. Van Isacker, A. Bouldjedri, S. Heinze, *PHYS. REV. LETT.* **101**, 022502 (2008).  
[2] S. Zerguine, P. Van Isacker, A. Bouldjedri, *PHYS. REV. C* **85**, 034331 (2012).  
[3] F. Iachello and A. Arima, *THE INTERACTING BOSON MODEL* (Cambridge University Press, Cambridge, 1987).  
[4] J.N. Ginocchio, *PHYS. LETT. B* **265**, 6 (1991).  
[5] K. Heyde, P. von Neumann-Cosel, A. Richter, *REV. MOD. PHYS.* **82**, 2365 (2010).  
[6] K. Heyde, C. De Coster, D. Ooms, A. Richter, *PHYS. LETT. B* **312**, 267 (1993).  
[7] N. Pietralla *et al.*, *PHYS. REV. C* **52**, 2317(R) (1995).  
[8] J. Enders, P. von Neumann-Cosel, C. Rangacharyulu, A. Richter, *PHYS. REV. C* **71**, 014306 (2005).  
[9] B. Cheal *et al.*, *J. PHYS. G* **29**, 2479 (2003).  
[10] E.W. Otten, *TREATISE ON HEAVY-ION SCIENCE. VIII NUCLEI FAR FROM STABILITY*, ed. D.A. Bromley (Plenum, New York, 1989) p. 517.  
[11] G. Fricke *et al.*, *AT. DATA NUCL. DATA TABLES* **60**, 177 (1995).  
[12] I. Angeli, *AT. DATA NUCL. DATA TABLES* **87**, 185 (2004).  
[13] W.G. Jin, *PHYS. REV. A* **49**, 762 (1994).  
[14] J.N. Ginocchio and A. Leviatan, *PHYS. REV. LETT.* **79**, 813 (1997).  
[15] N.A. Smirnova *et al.*, *PHYS. REV. C* **65**, 024319 (2002).  
[16] A.R.H. Subber *et al.*, *J. PHYS. G: NUCL. PHYS.* **14**, 87 (1988).  
[17] K. Wimmer *et al.*, *CONF. PROC. AIP* **1090**, 539 (2009).